

YARMOUTH 1949

Compiled by Keith Farman

Updated 14.4.2020 and 27.1.2021

RAYLEIGH 29 YARMOUTH 55

Saturday 2nd April 1949

National League Division 3

Heat	RAYLEIGH			Total	YARMOUTH			Total			RAYLEIGH		Score Chart		T	B							
Time	N	Rider	Pts	H	T	N	Rider	Pts	H	T													
1	1	Percy Brine	1		1	1	Johnny White	2		5	5	1	Percy Brine	Captain	1	2	1	0	2	5	1		
76.8	2	Ron Howes	Mf	1	1	2	Reg Morgan	3				2	Ron Howes		0	3	1	1	0	4	1		
2	3	Jim Gregory	0	1	2	3	Sid Hipperson	2		5	10	3	Jim Gregory		0	2	1	1	1	4	1		
77.4	4	Vic Gooden	1			4	Bert Rawlinson	3				4	Vic Gooden		1	0					1		
3	5	Roy Uden	Mf	1	3	5	Bill Carruthers	2		5	15	5	Roy Uden		0		0	0			0		
76.6	6	Charlie Mugford	1			6	Billy Bales	3				6	Charlie Mugford		1	0	2	1			4		
4	1	Percy Brine	2	5	8	7	Harold Simms	0		1	16	7	Len Cooley		3	1	2				6		
79.8	7	Len Cooley	3			4	Bert Rawlinson	1				8	Pat Clarke		2	0	2	1	1	5	1		
5	3	Jim Gregory	2	2	10	1	Johnny White	1		4	20	YARMOUTH		Score Chart		T	B						
78.4	4	Vic Gooden	Ex			2	Reg Morgan	3				1	Johnny White		2	1	1	1	3	7	1		
6	5	Len Cooley	1	1	11	3	Sid Hipperson	2		5	25	2	Reg Morgan		3	3	3	3			12		
79.6	6	Charlie Mugford	Sp			4	Bert Rawlinson	3				3	Sid Hipperson	Captain	2	1	2	1	3	0	7	2	
7	1	Percy Brine	0	3	14	5	Bill Carruthers	1		3	28	4	Bert Rawlinson		3	1	3	3			10		
78.0	2	Ron Howes	3			6	Billy Bales	2				5	Bill Carruthers		2	1	1	1	2	1	3	8	3
8	3	Jim Gregory	1	3	17	3	Sid Hipperson	3		3	31	6	Billy Bales		3	2	3	2	1		10	1	
78.6	8	Pat Clarke	2			8	Joe Rodwell	0				7	Harold Simms		0	1					1		
9	5	Roy Uden	Mf	2	19	1	Johnny White	1		4	35	8	Joe Rodwell		0	0					0		
78.8	6	Charlie Mugford	2			2	Reg Morgan	3				Reserves Scratch Race				3 Laps							
10	1	Percy Brine	2	3	22	3	Sid Hipperson	Sp		3	38	Winners and Seconds to Final											
79.8	2	Ron Howes	1			4	Bert Rawlinson	3				1	Len Cooley	61.4, Vic Butcher, Wally Mawdsley, H. Sims									
11	3	Jim Gregory	1	1	23	5	Bill Carruthers	2		5	43	2	Joe Rodwell	60.0, Alan Briggs, Jack Unstead, Doug Ible									
79.4	4	Pat Clarke	Sp			6	Billy Bales	3				Rayleigh Scratch Race				3 Laps							
12	5	Roy Uden	0	2	25	1	Johnny White	3		4	47	Winners and Fastest Second to Final											
82.2	8	Pat Clarke	2			7	Harold Simms	1				1	Billy Bales	57.0, Bill Carruthers, S. Hipperson, J. White									
13	7	Len Cooley	2	3	28	5	Bill Carruthers	3		3	50	2	Percy Brine	60.4, Roy Uden, J. Gregory, W. Mawdsley									
78.8	4	Pat Clarke	1			8	Joe Rodwell	0				3	Ron Howes	59.0, Reg Morgan, B. Rawlinson, C. Mugford									
14	2	Ron Howes	Mf	1	29	2	Reg Morgan	3		5	55	Reserves Scratch Race - Final				3 Laps							
79.0	6	Charlie Mugford	1			6	Billy Bales	2				Joe Rodwell, Len Cooley, Vic Butcher, Percy Brine											
												Rayleigh Scratch Race - Final				3 Laps							
												Billy Bales 59.4, B. Carruthers, Percy Brine, Ron Howes											

HALIFAX 37 YARMOUTH 45

Wednesday 6th April 1949

National League Division 3

HALIFAX			Total		YARMOUTH			Total		HALIFAX			Score Chart			T	B		
Heat	N	Rider	Pts	H	T	N	Rider	Pts	H	T									
1	1	Jack Hughes	0			1	Johnny White	1			1	Jack Hughes	0	2	0	1	1	3	1
78.0	2	Vic Emms	3	3	3	2	Reg Morgan	2	3	3	2	Vic Emms	3	2	2	3		10	
2	3	Al Allison	2			3	Sid Hipperson	0			3	Al Allison	2	0	3	3		8	
76.8	4	Eric Smith	1	3	6	4	Bert Rawlinson	3	3	6	4	Eric Smith	1	1	2	0	0	3	1
3	5	Jack Dawson	3			5	Bill Carruthers	0			5	Jack Dawson	3	0	3	0		6	
76.8	6	Arthur Forrest	1	4	10	6	Billy Bales	2	2	8	6	Arthur Forrest	1	0	2	1	0	3	1
4	1	Jack Hughes	2			7	Harold Simms	Mf			7	Bill Crosland	0	2				2	
78.0	7	Bill Crosland	Sp	2	12	4	Bert Rawlinson	3	3	11	4	Eric Smith	2	2	14				
5	3	Al Allison	0			1	Johnny White	1			5	Jack Dawson	Sp	0	14				
78.8	4	Eric Smith	2	2	14	2	Reg Morgan	3	4	15	6	Arthur Forrest	Mf	0	14				
6	5	Jack Dawson	Sp			3	Sid Hipperson	2			7	1	Jack Hughes	0	2	16			
76.6	6	Arthur Forrest	Mf	0	14	4	Bert Rawlinson	3	5	20	8	3	Al Allison	3	3	19			
7	1	Jack Hughes	0			5	Bill Carruthers	1			8	8	Eric Mason	0	3	19			
78.0	2	Vic Emms	2	2	16	6	Billy Bales	3	4	24	9	5	Jack Dawson	3	5	24			
8	3	Al Allison	3			3	Sid Hipperson	2			80.6	6	Arthur Forrest	2	5	24			
78.0	8	Eric Mason	0	3	19	8	Joe Rodwell	1	3	27	10	1	Jack Hughes	1	3	27			
9	5	Jack Dawson	3			1	Johnny White	1			11	3	Al Allison	3	3	30			
80.6	6	Arthur Forrest	2	5	24	2	Reg Morgan	0	1	28	12	5	Jack Dawson	Sp	2	32			
10	1	Jack Hughes	1			3	Sid Hipperson	0			78.8	8	Eric Mason	2	2	34			
76.4	2	Vic Emms	2	3	27	4	Bert Rawlinson	3	3	31	13	7	Bill Crosland	2	2	34			
11	3	Al Allison	3			5	Bill Carruthers	2			78.6	4	Eric Smith	Mf	2	34			
76.8	4	Eric Smith	0	3	30	6	Billy Bales	1	3	34	14	2	Vic Emms	3	3	37			
12	5	Jack Dawson	Sp			1	Johnny White	3			77.4	6	Arthur Forrest	0	3	37			
78.8	8	Eric Mason	2	2	32	7	Harold Simms	1	4	38									
13	7	Bill Crosland	2			5	Bill Carruthers	3											
78.6	4	Eric Smith	Mf	2	34	8	Joe Rodwell	1	4	42									
14	2	Vic Emms	3			2	Reg Morgan	1											
77.4	6	Arthur Forrest	0	3	37	6	Billy Bales	2	3	45									

Note Harold Simms programmed as Eric Simms. Eric Smith also rode as Jerk Smith.

YARMOUTH			Score Chart			T	B
1	Johnny White	1	1	1	3	6	1
2	Reg Morgan	2	3	0	1	1	6
3	Sid Hipperson	0	2	1	2	0	4
4	Bert Rawlinson	3	3	3	3	12	
5	Bill Carruthers	0	1	2	3	6	
6	Billy Bales	2	3	1	1	2	8
7	Harold Simms	0	1				1
8	Joe Rodwell	1	1	1			2
Reserves Race							
Bill Crosland 85.4, Harold Sims, Joe Rodwell, Eric Mason							
Duke of Wellington Scratch Race							
Heat Winners to Final							
1	Bales 78.8, Dawson, Hughes, Rawlinson N/s						
2	Emms 78.8, Carruthers, Forrest, White						
3	Alison 82.0, Morgan, Crosland, Rodwell						
4	Smith 83.6, Mason, Simms, Hipperson N/s						
Duke of Wellington Scratch Race - Final							
Al Alison 80.8, Vic Emms, Billy Bales Ex, Eric Smith ret							

LEICESTER 30 YARMOUTH 54

Friday 8th April 1949

National League Division 3

LEICESTER			Total		YARMOUTH			Total		LEICESTER		Score Chart				T	B
Heat	N	Rider	Pts	H	T	N	Rider	Pts	H	T							
1	1	Ted Moore	0			1	Johnny White	1			1	0	0			1	1
75.8	2	Howard Pike	2	2	2	2	Reg Morgan	3	4	4	2	3	3	0		8	
2	3	Charlie Challis	1			3	Sid Hipperson	2			3	1	0	1		3	
78.6	4	Jack Gates	0	1	3	4	Bert Rawlinson	3	5	9	4	0	0			0	
3	5	Pedlar Palmer	0			5	Bill Carruthers	2			5	0	2	2		4	
76.0	6	Roy Duke	1	1	4	6	Billy Bales	3	5	14	6	1	3	0	2	6	
4	1	Ted Moore	1			7	Harold Simms	0			7	2	1	0		3	1
78.0	7	Ron Wilson	2	3	7	4	Bert Rawlinson	3	3	17	8	1	1			3	1
5	3	Charlie Challis	1			1	Johnny White	2			1	2	1	1		7	1
78.2	4	Jack Gates	0	1	8	2	Reg Morgan	3	5	22	2	3	3	3		12	
6	5	Pedlar Palmer	0			3	Sid Hipperson	2			3	2	1	2	1	8	2
78.0	6	Roy Duke	3	3	11	4	Bert Rawlinson	1	3	25	4	3	1	1	2	9	1
7	1	Ted Moore	0			5	Bill Carruthers	1			5	2	1	1	2	7	3
78.2	2	Howard Pike	3	3	14	6	Billy Bales	2	3	28	6	3	2	3	1	9	
8	3	Charlie Challis	0			3	Sid Hipperson	3			7	0	0			0	
80.0	8	Sid Van der Vyver	2	2	16	8	Joe Rodwell	1	4	32	8	1	1			2	1
9	5	Pedlar Palmer	2			1	Johnny White	1			1	1	1				
78.0	6	Roy Duke	0	2	18	2	Reg Morgan	3	4	36	2	3	3				
10	1	Ted Moore	0			3	Sid Hipperson	1			3	2	1	1			
79.4	2	Howard Pike	3	3	21	4	Bert Rawlinson	2	3	39	4	2	1	2			
11	3	Charlie Challis	1			5	Bill Carruthers	2			5	3	1	1			
77.4	4	Jack Gates	0	1	22	6	Billy Bales	3	5	44	6	3	2	3			
12	5	Pedlar Palmer	2			1	Johnny White	3			7	0	0				
78.2	8	Sid Van der Vyver	1	3	25	7	Harold Simms	0	3	47	8	2	1	2			
13	7	Ron Wilson	3			5	Bill Carruthers	2			5	3	1	1			
78.0	4	<i>Sid Van der Vyver</i>	0	3	28	8	Joe Rodwell	1	3	50	6	1	1				
14	2	Howard Pike	0			2	Reg Morgan	3			2	4	3				
77.8	6	Roy Duke	2	2	30	6	Billy Bales	1	4	54							

YARMOUTH		Score Chart				T	B			
1	Johnny White	1	2	1	1	3	7	1		
2	Reg Morgan	3	3	3	3		12			
3	Sid Hipperson	2	1	2	3	1	1	8	2	
4	Bert Rawlinson	3	3	1	1	2		9	1	
5	Bill Carruthers	2	1	1	1	2	1	2	7	3
6	Billy Bales	3	2	3	3	1		9		
7	Harold Simms	0	0					0		
8	Joe Rodwell	1	1	1				2	1	

Leicester Locals Scratch Race	
F. Allowan 83.4, Bob Greaves, R. Harold, Sid Hipperson	

Stadium Scratch Race	
Winners to Final	
1 B. Rawlinson 79.0, B. Carruthers, J. White, Ted Moore	
2 Sid Hipperson 79.8, V. Challis, H. Simms, B. Bales	
3 Howard Pike 79.6, Joe Rodwell, Palmer, Jack Gates	
4 R. Morgan 79.0, R. Duke, R. Wilson, Van De Vyver	

Final	
Howard Pike 78.4, B. Rawlinson, S. Hipperson, R. Morgan	
Programme had Ernie Palmer = Pedlar Palmer & Eric Sims = Harold Simms	

EXETER 40 YARMOUTH 42

Monday 11th April 1949

National League Division 3

EXETER			Total		YARMOUTH			Total		EXETER					Score Chart					T	B	
Heat	N	Rider	Pts	H	T	N	Rider	Pts	H	T												
1 81.0	1	Arthur Pilgrim	2	5	5	1	Johnny White	Sp	1	1	1 Arthur Pilgrim					2	1	0	0	2	4	1
	2	Stan Hodson	3			2	Reg Morgan	1			2 Stan Hodson					3	1	1	1	2	7	1
2 81.6	3	John Myson	1	4	9	3	Sid Hipperson	0	2	3	3 John Myson					1	0	0	0	1		
	4	Hugh Geddes	3			4	Bert Rawlinson	2			4 Hugh Geddes					3	3	2	3	11		
3 81.4	5	Norman Clay	Ex	1	10	5	Bill Carruthers	3	5	8	5 Norman Clay					0				0		
	6	Bronco Slade	1			6	Billy Bales	2			6 Bronco Slade					1	0	2	1	1	4	1
4 81.0	1	Arthur Pilgrim	Sp	2	12	7	Stan Page	Sp	3	11	4 Arthur Pilgrim					2	2	1	1		5	1
	7	Vic Gent	2			4	Bert Rawlinson	3			7 Vic Gent					2	2	1	1			
5 81.6	3	John Myson	Mf	3	15	1	Johnny White	1	3	14	3 John Myson					0	1	1	0	0	1	1
	4	Hugh Geddes	3			2	Reg Morgan	2			4 Hugh Geddes					1	2	3	0	6		
6 80.2	5	Vic Gent	2	2	17	3	Sid Hipperson	1	4	18	5 Vic Gent					0	1	3	0	4		
	6	Bronco Slade	0			4	Bert Rawlinson	3			6 Bronco Slade					2	3	3	3	11		
7 82.0	1	Arthur Pilgrim	Sp	1	18	5	Bill Carruthers	3	5	23	7 Arthur Pilgrim					3	3	1	2	9		
	2	Stan Hodson	1			6	Billy Bales	2			7 Stan Hodson					2	1	2	1	3	3	10
8 82.2	3	John Myson	Mf	2	20	3	Sid Hipperson	3	3	26	8 John Myson					0	1			1		
	8	Stan Lanfear	2			8	Joe Rodwell	Sp			8 Stan Lanfear					0	0			0		
9 81.8	5	Vic Gent	1	3	23	1	Johnny White	0	3	29	9 Vic Gent					The Devon Scratch Race						
	6	Bronco Slade	2			2	Reg Morgan	3			9 Bronco Slade					1 John Myson 85.0, S. Hipperson, Herbie Plain, J. White						
10 80.8	1	Arthur Pilgrim	2	3	26	3	Sid Hipperson	0	3	32	10 Arthur Pilgrim					2 Bales 80.4, Arthur Pilgrim, Bronco Slade, Reg Morgan						
	2	Stan Hodson	1			4	Bert Rawlinson	3			10 Stan Hodson					3 Carruthers 83.0, H. Geddes, Hodgson & Rawlinson Nf						
11 79.6	3	John Myson	0	2	28	5	Bill Carruthers	1	4	36	11 John Myson					4 Stan Lanfear, Joe Rodwell, Vic Gent & Stan Page Nf						
	4	Hugh Geddes	2			6	Billy Bales	3			11 Hugh Geddes					Devon "Up and Comings" Race						
12 84.0	5	Vic Gent	3	5	33	1	Johnny White	0	1	37	12 Vic Gent					Ed Nokes, Bill Rundle, Bob Turner, Goog Hoskins						
	8	Stan Lanfear	2			7	Stan Page	1			12 Stan Lanfear					The Devon Scratch Race - Final						
13 82.0	7	Stan Lanfear	1	4	37	5	Bill Carruthers	2	2	39	13 Stan Lanfear					Heat Winners						
	4	Hugh Geddes	3			8	Joe Rodwell	0			13 Hugh Geddes					B. Bales 79.6, B. Carruthers, J. Myson & S. Landfear Nf						
14 79.6	2	Stan Hodson	2	3	40	2	Reg Morgan	0	3	42	14 Stan Hodson					Programme change - Yarmouth Stan Page for Harold Simms.						
	6	Bronco Slade	1			6	Billy Bales	3			14 Bronco Slade											

YARMOUTH KEEP IT UP

FOURTH AWAY WIN AT EXETER

With Bert Rawlinson, Billy Bales and Bill Carruthers in sparkling form Yarmouth gained a brilliant victory. Their fourth meeting of the season and their fourth consecutive win, at Exeter, last seasons champions and they fully deserved their success.

Exeter started the match well, but disaster struck in heat 3 when Norman Clay's frame broke coming out of the start, causing the bike to rear and throwing the unfortunate rider under the machine. Meanwhile in a total separate incident the Bloaters pairing of Carruthers and Billy Bales fell on the first bend. The race was stopped and Clay assisted from the track having broken two bones in his foot. The re-run took place without Clay but Bales whose fall had caused the pile-up, was allowed to restart and the Yarmouth pair dully took a 5-1 over Bronco Slade to reduce Exeter's lead to that of two points.

It was a bad start for Exeter as it made it impossible for Clay to ride in the rest of the match. Although not taking away from the visitors credit for this surprise win, it must be stated that the loss of Clay was too big for the home side. and although they battled hard, further falls and machine trouble did not help their cause.

In his first race for the Bloaters in heat 4 Stan Page crashed and brought down Arthur Pilgrim, Exeter's captain, while Bert Rawlinson went on to beat Vic Gent leaving the home side only one point ahead. Myson's chain then broke in Heat 5 with the Falcons on a possible 5-1, while Vic Gent split Rawlinson and Sid Hipperson to prevent another Yarmouth 5-1 in Heat 6. Arthur Pilgrim fell on the first bend of heat 7 but Stan Hodson led for almost the whole four laps only to let Carruthers and Bales nip through and win thanks to some clever track craft John Myson failed to leave the start line in heat 8. Joe Rodwell fell and in doing so forced Stan Landfear over the white line. Stan managed to stay on but finished second with a puncture. Yarmouth were now 6 points in front. Slade lost first place to Morgan for a shared heat 9. Heat 10 was also shared but Yarmouth went further ahead thanks to a Bales and Carruthers 4-2 over Geddes. With a score line 28-36 Exeter started to pull back thanks to a 5-1 by Gent and Lanfear. A 4-2 reduced the deficit to just 2 points leaving Exeter needing a 5-1 to win in the last race but despite an all out attempt by Hodson and Slade, they could not catch Bales, whose victory gave Yarmouth the match 42-40.

It was strongly suggested that Exeter management should protest over Bales, the cause of the stoppage being allowed to take part in the re-run of the third heat as the stewards decision had cost the Falcons two vital league points.

Billy Bales had a paid maximum for the Bloaters and Hugh Geddes with 11 top scored for the home side. Geddes dropped his only point to Bales in heat 11, in which Bales had to set the fastest time of the meeting, 79.6 seconds. Geddes was the only Falcon to defeat Rawlinson and Carruthers (twice).

RAYLEIGH 55 YARMOUTH 51

Saturday 16th April 1949

National Trophy First Round (First Leg)

Heat	RAYLEIGH			Total		YARMOUTH			Total	
	Time	N Rider	Pts	H	T	N Rider	Pts	H	T	
1	1	Ron Howes	3			1	Johnny White	Sp	0	0
80.8	2	Jim Gregory	2	5	5	2	Reg Morgan	Mf		
2	3	Percy Brine	3			3	Sid Hipperson	2	3	3
79.8	6	Charlie Mugford	Mf	3	8	4	Bert Rawlinson	1		
3	2	Jim Gregory	2			5	Bill Carruthers	1	4	7
76.0	4	Len Cooley	0	2	10	6	Billy Bales	3		
4	7	Vic Gooden	1			7	Stan Page	2	2	9
79.2	8	Roy Uden	3	4	14	8	Joe Rodwell	0		
5	3	Percy Brine	3			2	Reg Morgan	2	3	12
80.6	4	Len Cooley	0	3	17	3	Sid Hipperson	1		
6	1	Ron Howes	2			4	Bert Rawlinson	1	4	16
81.0	6	Charlie Mugford	0	2	19	6	Billy Bales	3		
7	3	Percy Brine	3			1	<i>Stan Page</i>	0	2	18
76.4	5	Pat Clarke	1	4	23	5	Bill Carruthers	2		
8	1	Ron Howes	3			1	<i>Joe Rodwell</i>	0	2	20
78.2	5	Pat Clarke	1	4	27	3	Sid Hipperson	2		
9	1	Ron Howes	1			2	Reg Morgan	Sp	3	23
77.2	3	Percy Brine	2	3	30	6	Billy Bales	3		
10	2	Jim Gregory	3			3	Sid Hipperson	2	3	26
80.6	6	Charlie Mugford	Sp	3	33	5	Bill Carruthers	1		
11	4	<i>Roy Uden</i>	2			2	Reg Morgan	3	4	30
78.6	5	Pat Clarke	Sp	2	35	4	Bert Rawlinson	1		
12	2	Jim Gregory	3			1	<i>Stan Page</i>	0	1	31
78.4	3	Percy Brine	2	5	40	4	Bert Rawlinson	1		
13	5	Pat Clarke	1			2	Reg Morgan	2	5	36
79.5	6	<i>Vic Gooden</i>	Sp	1	41	5	Bill Carruthers	3		
14	7	Vic Gooden	2			7	Stan Page	3	4	40
81.5	8	Roy Uden	0	2	43	8	Joe Rodwell	1		
15	1	Ron Howes	3			4	Bert Rawlinson	1	3	43
78.5	4	Len Cooley	Sp	3	46	5	Bill Carruthers	2		
16	2	Jim Gregory	2			3	Sid Hipperson	1	4	47
78.8	5	Pat Clarke	0	2	48	6	Billy Bales	3		
17	4	<i>Roy Uden</i>	2			1	<i>Joe Rodwell</i>	1	4	51
78.2	6	<i>Vic Gooden</i>	0	2	50	6	Billy Bales	3		
18	N	Percy Brine	3			N	Bill Carruthers	Sp	0	51
80.6	N	Ron Howes	2	5	55	N	Billy Bales	Sp		

RAYLEIGH		1	2	3	4	5	N	T	B
1	Ron Howes Captain	3	2	3	1	3	2	14	2
2	Jim Gregory	2	2	3	3	2		12	1
3	Percy Brine	3	3	3	2	2	3	16	1
4	Len Cooley	0	0		0			0	
5	Pat Clarke	1	1	0	1	0		3	
6	Charlie Mugford	0	0	0				0	
7	Vic Gooden	1	0	2	0			3	
8	Roy Uden	3	2	0	2			7	

YARMOUTH		1	2	3	4	5	N	T	B
1	Johnny White	0						0	
2	Reg Morgan	0	2	0	3	2	1	7	1
3	Sid Hipperson Captain	2	1	2	2	1		8	1
4	Bert Rawlinson	1	1	1	1	1	1	5	2
5	Bill Carruthers	1	2	1	3	2	0	9	1
6	Billy Bales	3	3	3	3	3	0	15	
7	Stan Page	2	0	0	3			5	
8	Joe Rodwell	0	0	1	1			2	

Captains Two Lap Dash




Sid Hipperson beat Percy Brine 39.5

Reserves Scratch Race 3 laps

Roy Uden 59.5 Vic Gooden, Stan Page, Joe Rodwell

Rockets Scurry 3 laps

Doug Ible 63.7, Butler, Jack Unstead, Wally Mawdsley

	
Ron Howes	
Rayleigh	
	
Rockets	
Percy Brine	

Stan Page programmed as Arthur Page

YARMOUTH 70 RAYLEIGH 37

April 19th 1949

National Trophy First Round (Second Leg)

Heat	YARMOUTH			Total		RAYLEIGH			Total		YARMOUTH								RAYLEIGH								
Time	N	Rider	Pts	H	T	N	Rider	Pts	H	T	1	2	3	4	5	N	T	B	1	2	3	4	5	N	T	B	
1	1	Sid Hipperson	3			1	Ron Howes	1			3	2	1	2	0	3			10	1							
76.0	2	Bert Rawlinson	2	5	5	2	Jim Gregory	0	1	1	2	1	3	1	0	3			9	1							
2	3	Reg Morgan	3			3	Percy Brine	1			3	2	1	2	2	3	2		14	1							
74.4	6	Billy Bales	2	5	10	4	Vic Gooden	0	1	2	1	3	1	2	1	0			7	1							
3	2	Bert Rawlinson	3			5	Charlie Mugford	0			1	3	3	3	3	0			14	1							
77.2	4	Johnny White	1	4	14	6	Pat Clarke	2	2	4	1	0	3	2	1	2	1		8	3							
4	7	Joe Rodwell	1			7	Doug Ible	0			1	1							2								
78.2	8	Stan Page	3	4	18	8	Roy Uden	2	2	6	3	3							6								
5	3	Reg Morgan	2			2	Jim Gregory	0			1	2	3	4	5	N											
77.4	4	Johnny White	3	5	23	3	Percy Brine	1	1	7	0	0	1	0	0				1								
6	1	Sid Hipperson	2			4	Vic Gooden	0			1	1	1	2	0				5								
76.6	6	Billy Bales	3	5	28	6	Pat Clarke	1	1	8	0	0	2	2	1				5								
7	3	Reg Morgan	2			1	Ron Howes	3			0	0	0	1					1								
76.0	5	Bill Carruthers	1	3	31	5	Charlie Mugford	0	3	11	2	1	3	1	1	0			8	1							
8	1	Sid Hipperson	2			1	Ron Howes	3			0	0							0								
75.0	5	Bill Carruthers	0	2	33	3	Percy Brine	1	4	15	2	2	0						0								
9	1	Sid Hipperson	Sp			2	Jim Gregory	1			1	2	3	4	5	N											
77.4	3	Reg Morgan	2	2	35	6	Pat Clarke	3	4	19	2	2	0														
10	2	Bert Rawlinson	1			3	Percy Brine	2			3	3	4	5	N												
75.0	6	Billy Bales	3	4	39	5	Charlie Mugford	0	2	21	4	4	5	6	7												
11	4	Johnny White	1			2	Jim Gregory	Mf			2	5	6	7	8												
77.2	5	Bill Carruthers	3	4	43	4	Vic Gooden	2	2	23	5	6	7	8	9												
12	2	Bert Rawlinson	0			1	Ron Howes	1			1	2	3	4	5												
76.8	3	Reg Morgan	3	3	46	4	Vic Gooden	2	3	26	2	3	4	5	6												
13	5	Bill Carruthers	2			2	Jim Gregory	0			0	1	2	3	4												
76.4	6	Billy Bales	3	5	51	5	Charlie Mugford	1	1	27	1	2	3	4	5												
14	7	Joe Rodwell	1			7	Doug Ible	0			0	1	2	3	4												
78.0	8	Stan Page	3	4	55	8	Roy Uden	2	2	29	2	3	4	5	6												
15	1	Sid Hipperson	3			4	Vic Gooden	1			1	2	3	4	5												
76.4	4	Johnny White	2	5	60	5	<i>Roy Uden</i>	0	1	30	2	3	4	5	6												
16	2	Bert Rawlinson	3			3	Percy Brine	0			0	1	2	3	4												
78.4	5	Bill Carruthers	2	5	65	6	Pat Clarke	1	1	31	1	2	3	4	5												
17	4	Johnny White	Ex			1	Ron Howes	2			2	3	4	5	6												
76.4	6	Billy Bales	3	3	68	6	Pat Clarke	1	3	34	3	4	5	6	7												
18	N	Reg Morgan	2			N	Ron Howes	3			3	4	5	6	7												
75.6	N	Billy Bales	Mf	2	70	N	Pat Clarke	Sp	3	37	4	5	6	7	8												

Second Half

Event 2 Reserves Scratch Race

Fred Brand 78.8, Tip Mills, Bill Codling, Alec Hunter

Event 3 Caister Scratch Race

F. Brand 79.8, B. Codling, Harold Sims Sp, Joe Ackworth Sp

Event 4 Stadium Scratch Race

Tip Mills 79.0, Alec Hunter, Joe Ackworth, Harold Simms Sp

Aggregate Yarmouth 121 Rayleigh 92

Programme Changes

Rayleigh - Vic Gooden for Len Cooley & Doug Ible for Vic Gooden.

Programme Errors

Stan Page programmed as Arthur Page, Jim Gregory as Tim Gregory & Harold Simms as Eric Simms.

LIVERPOOL 39 YARMOUTH 44

Wednesday 20th April 1949

National League Division 3

Heat		LIVERPOOL			Total	YARMOUTH			Total	LIVERPOOL		Score Chart				T	B
Time	N	Rider	Pts	H	T	N	Rider	Pts	H	T							
1 83.6	1	Harry Welch	1			1	Johnny White	0			1	1	2	2	3	8	1
	2	Doug Serrurier	2	3	3	2	Reg Morgan	3	3	3	2	0	0	2		4	
2 83.6	3	Alex Gray	3			3	Sid Hipperson	2			3	3	3	2		11	
	4	Tom Turnham	0	3	6	4	Bert Rawlinson	1	3	6	0	0	0	2		2	
3 82.0	5	Charlie Oakes	0	2	8	5	Bill Carruthers	1	4	10	0	1	1	3		5	
	6	Fred Wills	2			6	Billy Bales	3			2	3	3	1	1	9	1
4 85.6	1	Harry Welch	2			7	Joe Rodwell	1	4	14	0	0				0	
	7	Eric Steers	Mf	2	10	4	Bert Rawlinson	3			0	0				0	
5 83.0	3	Alex Gray	3			1	Johnny White	1	3	17	5	1	1	0	2	3	1
	4	Tom Turnham	0	3	13	2	Reg Morgan	2			2	2	2	0		7	
6 85.4	5	Charlie Oakes	1	4	17	3	Sid Hipperson	0	2	19	3	0	2	0		4	
	6	Fred Wills	3			4	Bert Rawlinson	2			4	1	3	2	2	8	1
7 82.0	1	Harry Welch	2	2	19	5	Bill Carruthers	1	4	23	5	1	1	1	3	6	
	2	Doug Serrurier	0			6	Billy Bales	3			6	3	3	3		12	
8 85.8	3	Alex Gray	3	3	22	3	Sid Hipperson	2	3	26	7	1	1			2	1
	8	Ron Barnett	Sp			8	Stan Page	1			8	1	1			2	1
9 85.0	5	Charlie Oakes	1	4	26	1	Johnny White	0	2	28	8	1	1			2	1
	6	Fred Wills	3			2	Reg Morgan	2			9	1	1			2	1
10 86.8	1	Harry Welch	3	3	29	3	Sid Hipperson	Mf	2	30	1	0	2	0			
	2	Doug Serrurier	Sp			4	Bert Rawlinson	2			2	2	2	0			
11 84.0	3	Alex Gray	2	2	31	5	Bill Carruthers	1	4	34	5	1	1	1	3	6	
	4	Tom Turnham	0			6	Billy Bales	3			6	3	3	3		12	
12 89.4	5	Charlie Oakes	3	3	34	1	Johnny White	2	3	37	7	1					
	8	Ron Barnett	Sp			7	Joe Rodwell	1			7	1	1				
13 87.8	7	Eric Steers	0	2	36	5	Bill Carruthers	3	4	41	8	1					
	4	Tom Turnham	2			8	Stan Page	1			8	1	1				
14 85.0	2	Doug Serrurier	2	3	39	2	Reg Morgan	0	3	44	8	1	1				
	6	Fred Wills	1			6	Billy Bales	3			8	1	1				

YARMOUTH		Score Chart				T	B	
1	Johnny White	0	1	1	0	2	3	1
2	Reg Morgan	3	2	2	0		7	
3	Sid Hipperson	2	0	2	0		4	
4	Bert Rawlinson	1	1	3	2	2	8	1
5	Bill Carruthers	1	1	1	3		6	
6	Billy Bales	3	3	3	3		12	
7	Joe Rodwell	1	1	1			2	1
8	Stan Page	1	1	1			2	1

The Easter Scurry	
1	Bedford 89.4, Steers, Bradford nf, Rodwell exc
2	Turnham 89.2, Page, Reg Wilson, Nevin

Prescot Road Hurricane	
Heat winners to Final	
1	Oates 87.6, Carruthers, White, Bason ns
2	Welch 80.0, Rawlinson, Morgan, Hipperson
3	Bales 85.6, Gray, Wills, Serrurier
4	Turnham 90.0, Bedord, Page, Steers

Final	
Bales 85.8, Welch, Oates, Turnham	

POOLE 53 YARMOUTH 31

Monday 25th April 1949

National League Division 3

POOLE			YARMOUTH							
Heat	N	Rider	Pts	H	T	N	Rider	Pts	H	T
1	1	Charlie Hayden	2	3	3	1	Johnny White	0	3	3
79.0	2	Frank Holcolme	1			2	Reg Morgan	3		
2	3	Cyril Quick	0	3	6	3	Sid Hipperson	2	3	6
80.6	4	Alan Chambers	3			4	Bert Rawlinson	1		
3	5	Fred Pawson	2	3	9	5	Bill Carruthers	Sp	3	9
80.0	6	Dick Howard	1			6	Billy Bales	3		
4	1	Charlie Hayden	2	5	14	7	Stan Page	0	1	10
79.8	7	Ticker James	3			4	Bert Rawlinson	1		
5	3	Cyril Quick	1	4	18	1	Johnny White	0	2	12
81.8	4	Alan Chambers	3			2	Reg Morgan	2		
6	5	Fred Pawson	3	5	23	3	Sid Hipperson	1	1	13
80.2	6	Dick Howard	2			4	Bert Rawlinson	Mf		
7	1	Charlie Hayden	3	5	28	5	Bill Carruthers	1	1	14
79.6	2	Frank Holcolme	2			6	Billy Bales	Sp		
8	3	Cyril Quick	3	3	31	3	Sid Hipperson	1	3	17
81.4	8	Ken James	0			8	Joe Rodwell	2		
9	5	Fred Pawson	3	5	36	1	Johnny White	0	1	18
81.8	6	Dick Howard	2			2	Reg Morgan	1		
10	1	Charlie Hayden	2	3	39	3	Sid Hipperson	3	3	21
80.8	2	Frank Holcolme	1			4	Bert Rawlinson	0		
11	3	Cyril Quick	3	4	43	5	Bill Carruthers	0	2	23
81.2	4	Alan Chambers	1			6	Billy Bales	2		
12	5	Fred Pawson	3	4	47	1	Johnny White	0	2	25
81.8	8	Ken James	1			7	Stan Page	2		
13	7	Ticker James	3	4	51	5	Bill Carruthers	2	2	27
81.6	4	Alan Chambers	1			8	Joe Rodwell	0		
14	2	Frank Holcolme	0	2	53	2	Reg Morgan	1	4	31
80.6	6	Dick Howard	2			6	Billy Bales	3		

POOLE	Score Chart				T	B
1 Charlie Hayden	2	2	1	3	2	9
2 Frank Holcolme	1	1	2	1	1	0
3 Cyril Quick Captain	0	1	3	3		7
4 Alan Chambers	3	3	1	1		8
5 Fred Pawson	2	3	3	3		11
6 Dick Howard	1	1	2	1	2	7
7 Ticker James	3	3				6
8 Ken James	0	1				1

YARMOUTH	Score Chart				T	B
1 Johnny White	0	0	0	0		0
2 Reg Morgan	3	2	1	1		7
3 Sid Hipperson Captain	2	1	1	1	3	7
4 Bert Rawlinson	1	1	1	0	0	2
5 Bill Carruthers	0	1	0	2		3
6 Billy Bales	3	0	2	3		8
7 Stan Page	0	2				2
8 Joe Rodwell	2	0				2

Event 2 Selection Scratch Race
Ticker James 83.6, Bernard Tennant, Stan Page, Ken James ex

Event 3 Neptune's Choice - Dolphins or Bloaters?
Heat winners to Final
1 Cyril Quick 83.6, J. White, Frank Holcolme, R. Morgan
2 Charlie Hayden 81.0, Fred Pawson, Sid Hipperson, S. Page
3 Dick Howard 83.0, Bill Carruthers, T. James, Joe Rodwell
4 Billy Bales 81, Bert Rawlinson, A. Chambers, Ken James

Final
Billy Bales 80.4, Charlie Hayden, Dick Howard, Cyril Quick

YARMOUTH'S FIRST LEAGUE DEFEAT BALES OUTSTANDING


Yarmouth, the Division 3 leaders, suffered their first defeat in Division 3 this year at Poole. This was due to an outstanding demonstration of team riding by the Pirates. Yarmouth failed to provide the opposition expected by the South Coast side, and only won one heat in convincing style, and that was the last one when Bales and Morgan scored a 4-2.

After sharing the points in the first three heats Poles reserve Ticker James gave the home side the leading in heat 4, when, with Charlie Hayden he won a grand race from Yarmouth's Bert Rawlinson. Pirates kept the lead, and by heat 10 were in an unassailable position.

Billy Bales, Yarmouth's 18-year-old flier, was outstanding for the visitors and he deserved more than his 8 points. After winning his first race from Fred Pawson he had bad luck in over sliding in his next race. Then in heat 11 he worked through to third position after a bad start, and with a burst of speed on the last bend passed Chambers on the outside, but he was narrowly beaten by Cyril Quick, the Poole skipper.

Bales made amends by winning the last race of the match in grand style and also won his heat and the final of the second half scratch races.

Reg Morgan and Sid Hipperson found strong opposition in every race, and each won only one heat.



YARMOUTH 41 POOLE 42

Tuesday 26th April 1949

National League Division 3

Heat		YARMOUTH			Total		POOLE			Total		YARMOUTH		Score Chart				T	B	
Time	N	Rider	Pts	H	T	N	Rider	Pts	H	T										
1 73.0	1	Johnny White	Sp	3	3	1	Charlie Hayden	1	3	3			0	3	0	0	3			
	2	Reg Morgan	3			2	Frank Holcombe	2					3	2	3	0	8			
2 73.4	3	Bill Carruthers	0	3	6	3	Cyril Quick	1	3	6			0	1	2	2	1	5	1	
	4	Billy Bales	3			4	Alan Chambers	2					3	3	3	3	12			
3 78.4	5	Sid Hipperson	0	1	7	5	Fred Pawson	2	5	11			0	3	3	3	9			
	6	Bert Rawlinson	1			6	Dick Howard	3					1	0	1	0	2			
4 76.8	1	Johnny White	3	3	10	7	Ticker James	2	3	14			0	2	1		2	1		
	7	Stan Page	Sp			4	Alan Chambers	1					0	0			0			
5 76.0	3	Bill Carruthers	1	4	14	1	Charlie Hayden	2	2	16			1	1	2	2	7	1		
	4	Billy Bales	3			2	Frank Holcombe	0					2	0	0		2			
6 76.0	5	Sid Hipperson	3	3	17	3	Cyril Quick	2	3	19			1	1	2	3	1	1	7	2
	6	Bert Rawlinson	0			4	Alan Chambers	1					2	1	1	1	2	6	2	
7 77.2	1	Johnny White	Sp	2	19	5	Fred Pawson	3	4	23			2	1	3	0	1	6	1	
	2	Reg Morgan	2			6	Dick Howard	1					3	1	1	2	1	7	1	
8 77.2	3	Bill Carruthers	2	2	21	3	Cyril Quick	3	4	27			2	1	1	3		6	1	
	8	Joe Rodwell	0			8	Ken James	1					1	0			1			
9 76.0	5	Sid Hipperson	3	4	25	1	Charlie Hayden	2	2	29			Event 2 Caister Scrach Race							
	6	Bert Rawlinson	1			2	Frank Holcombe	0					Bill Codling 79.0, Tip Mills, Fred Brand, Alec Hunter							
10 76.2	1	Johnny White	Sp	3	28	3	Cyril Quick	1	3	32			Event 3 Reserves Scrach Race							
	2	Reg Morgan	3			4	Alan Chambers	2					C. Ladbroke 81.4, Simms, George Ackworth, Rusty Wainwright							
11 77.2	3	Bill Carruthers	2	5	33	5	Fred Pawson	0	1	33			Event 4 Stars Scrach Race							
	4	Billy Bales	3			6	Dick Howard	1					First and Second to Final							
12 77.4	5	Sid Hipperson	3	3	36	1	Charlie Hayden	2	3	36			1	Sid Hipperson 77, F. Pawson 77.4, J. White, F. Holcombe						
	8	Joe Rodwell	0			7	Ticker James	1					2	Reg Morgan 76.0, B. Carruthers 76.8, C. Quick, D. Howard						
13 75.0	7	Stan Page	2	5	41	5	Fred Pawson	1	1	37			3	Billy. Bales 76.0, C. Hayden 80.2, B. Rawlinson, A. Chambers						
	4	Billy Bales	3			8	Ken James	0					Event 7 Gorleston Scrach Race							
14 82.0	2	Reg Morgan	Sp	0	41	2	<i>Ticker James</i>	3	5	42			Tip Mills, 77.4, Fred Brand, Bill Codling, Alec Hunter							
	6	Bert Rawlinson	Sp			6	Dick Howard	2					Event 8 Yarmouth Scrach Race							
Harold Simms programmed as Eric Simms.											Stan Page 77.8, Ticker James, Ken James, Joe Rodwell									
											Event 9 Stars Scrach Race - Final					Sid Hipperson 75.2, Billy Bales 75.6, Reg Morgan, Bill Carruthers				

HASTINGS 52 YARMOUTH 55

Wednesday 27th April 1949

National Trophy Second Round (First Leg)

Heat	HASTINGS			Total		YARMOUTH			Total		
	Time	N	Rider	Pts	H	T	N	Rider	Pts	H	T
1	1	Dan English	0	3	3	1	Johnny White	1	3	3	
75.0	2	Jock Grierson	3			2	Reg Morgan	2			
2	3	Buddy Fuller	0	3	6	3	Sid Hipperson	2	3	6	
75.2	6	Ken Middleditch	3			4	Bert Rawlinson	1			
3	2	Jock Grierson	3	3	9	5	Bill Carruthers	1	3	9	
74.8	4	Ron Clarke	0			6	Billy Bales	2			
4	7	Harold Tapscott	3	4	13	7	Joe Rodwell	0	2	11	
79.2	8	Ken Tidbury	1			8	Stan Page	2			
5	3	Buddy Fuller	3	5	18	2	Reg Morgan	0	1	12	
75.8	4	Ron Clarke	2			3	Sid Hipperson	1			
6	1	Dan English	0	2	20	4	Bert Rawlinson	1	4	16	
73.8	6	Ken Middleditch	2			6	Billy Bales	3			
7	3	Buddy Fuller	2	5	25	1	Johnny White	0	1	17	
76.8	5	Ken Smith	3			5	Bill Carruthers	1			
8	1	<i>Harold Tapscott</i>	1	3	28	1	Johnny White	0	3	20	
76.4	5	Ken Smith	2			3	Sid Hipperson	3			
9	1	Dan English	0	2	30	2	Reg Morgan	1	4	24	
76.2	3	Buddy Fuller	2			6	Billy Bales	3			
10	2	Jock Grierson	Sp	0	30	3	Sid Hipperson	3	5	29	
78.2	6	Ken Middleditch	Sp			5	Bill Carruthers	2			
11	4	Ron Clarke	1	3	33	2	Reg Morgan	3	3	32	
78.2	5	Ken Smith	2			4	Bert Rawlinson	0			
12	2	Jock Grierson	2	5	38	1	Johnny White	1	1	33	
79.4	3	Buddy Fuller	3			4	Bert Rawlinson	0			
13	5	Ken Smith	1	1	39	2	Reg Morgan	2	5	38	
78.2	6	<i>Ken Tidbury</i>	0			5	Bill Carruthers	3			
14	7	Harold Tapscott	3	5	44	7	Joe Rodwell	0	1	39	
78.6	8	Ken Tidbury	2			8	Stan Page	1			
15	1	Dan English	0	1	45	4	Bert Rawlinson	2	5	44	
78.0	4	Ron Clarke	1			5	Bill Carruthers	3			
16	2	Jock Grierson	1	1	46	3	Sid Hipperson	3	5	49	
75.4	5	Ken Smith	0			6	Billy Bales	2			
17	4	Ron Clarke	0	3	49	1	Johnny White	2	3	52	
76.2	6	Ken Middleditch	3			6	Billy Bales	1			
18	N	Buddy Fuller	3	3	52	N	Sid Hipperson	2	3	55	
77.2	N	Ken Middleditch	Mf			N	Billy Bales	1			


HASTINGS	1	2	3	4	5	N	T	B
1 Dan English	0	0		0	0		0	
2 Jock Grierson Captain	3	3	0	2	1		9	1
3 Buddy Fuller	0	3	2	1	2	3	13	1
4 Ron Clarke	0	2	1	1	1	0	4	2
5 Ken Smith	3	2	2	1	0		8	
6 Ken Middleditch	3	2	0		3	0	8	
7 Harold Tapscott	3	1	1	3			7	1
8 Ken Tidbury	1	0	2	1			3	1
YARMOUTH	1	2	3	4	5	N	T	B
1 Johnny White	1	1	0	0	1	2	4	1
2 Reg Morgan	2	0	1	3	2	1	8	1
3 Sid Hipperson Captain	2	1	3	3	3	2	14	
4 Bert Rawlinson	1	1	0	0	2	1	4	2
5 Bill Carruthers	1	1	1	2	1	3	10	2
6 Billy Bales	2	3	3	2	1	1	12	3
7 Joe Rodwell	0	0					0	
8 Stan Page	2	1					3	

The Dick Wise Scratch Race

1	Tidbury 80.4, Page, Tapscott, Mills
2	Street 78.2, Tidbury, Sivyver, Page


Final

Street 78.8, Sivyver, Mold, Cooper (f)



Buddy Fuller

Ken Middleditch



OXFORD 25 YARMOUTH 59

Thursday 28th April 1949

National League Division 3

Heat		OXFORD			Total			YARMOUTH			Total			OXFORD		Score Chart				T	B		
Time	N	Rider	Pts	H	T	N	Rider	Pts	H	T	1	2	3	4	5	6	7	8	9	10	11	12	
1	1	Ernie Rawlins	1			1	Johnny White	2			1	Ernie Rawlins	1	1	0	0						2	
77.4	2	Bert Croucher	0	1	1	2	Reg Morgan	3	5	5	2	Bert Croucher	0	2	3	1						6	
2	3	Alf Elliott	0			3	Sid Hipperson	3			3	Alf Elliott	0	1	2	0						3	
77.4	4	Bob Aldridge	2	2	3	4	Bert Rawlinson	1			4	Bob Aldridge	2	0	1	1						4	
3	5	Dennis Gray	0			5	Bill Carruthers	3			5	Dennis Gray	0	3	2	2						7	
77.4	6	Alf Viccary	1	1	4	6	Billy Bales	2	5	14	6	Alf Viccary	1	0	1	1	0				2	1	
4	1	Ernie Rawlins	1			7	Stan Page	3			7	Ernie Rawlins	1	1	0							0	
77.4	7	Maurice Hutchings	0	1	5	4	Bert Rawlinson	2			4	Maurice Hutchings	0	0								1	1
5	3	Alf Elliott	1			1	Johnny White	2			1	Johnny White	2	1	2	1	0	3				7	2
77.6	4	Bob Aldridge	0	1	6	2	Reg Morgan	3	5	24	2	Reg Morgan	3	3	3	3						12	
6	5	Dennis Gray	3			3	Sid Hipperson	2			3	Dennis Gray	3	2	3	2						10	
75.0	6	Alf Viccary	0	3	9	4	Bert Rawlinson	1	3	27	4	Bert Rawlinson	1	2	1	1	1	1	1			5	3
7	1	Ernie Rawlins	0			5	Bill Carruthers	1			5	Ernie Rawlins	0	2	1	3						9	1
75.6	2	Bert Croucher	2	2	11	6	Billy Bales	3	4	31	6	Billy Bales	2	1	3	3	2	1				10	2
8	3	Alf Elliott	2			3	Sid Hipperson	3			3	Alf Elliott	2	3								4	
77.6	8	Bill Downton	1	3	14	8	Joe Rodwell	0	3	34	8	Bill Downton	1	2	1							2	1
9	5	Dennis Gray	2			1	Johnny White	0			1	Dennis Gray	2	3								3	3
76.8	6	Alf Viccary	1	3	17	2	Reg Morgan	3	3	37	2	Alf Viccary	1	3								40	
10	1	Ernie Rawlins	0			3	Sid Hipperson	2			3	Ernie Rawlins	0	3								45	
75.6	2	Bert Croucher	3	3	20	4	Bert Rawlinson	1	3	40	4	Bert Croucher	3	3								49	
11	3	Alf Elliott	0			5	Bill Carruthers	2			5	Alf Elliott	0	1	21							54	
77.6	4	Bob Aldridge	1	1	21	6	Billy Bales	3	5	45	6	Bob Aldridge	1	2	23							59	
12	5	Dennis Gray	2			1	Johnny White	3			1	Dennis Gray	2	2	23							59	
77.0	8	Bill Downton	0	2	23	7	Stan Page	1	4	49	7	Bill Downton	0	1	24							59	
13	7	Maurice Hutchings	0			5	Bill Carruthers	3			5	Maurice Hutchings	0	1	24							59	
78.4	4	Bob Aldridge	1	1	24	8	Joe Rodwell	2	5	54	8	Bob Aldridge	1	1	25							59	
14	2	Bert Croucher	1			2	Reg Morgan	3			2	Bert Croucher	1	1	25							59	
76.0	6	Alf Viccary	0	1	25	6	Billy Bales	2	5	59	6	Alf Viccary	0	1	25							59	

YARMOUTH		Score Chart				T	B		
1	Johnny White	2	1	2	1	0	3	7	2
2	Reg Morgan	3	3	3	3			12	
3	Sid Hipperson Captain	3	2	3	2			10	
4	Bert Rawlinson	1	2	1	1	1	1	5	3
5	Bill Carruthers	3	1	2	1	3		9	1
6	Billy Bales	2	1	3	3	2	1	10	2
7	Stan Page	3	1					4	
8	Joe Rodwell	0	2	1				2	1

Cowley Scratch Race

Johnny Fry 80.8, Harold Sharpe, Ken Blair, Hec Paterson

Iffley Scratch Race

M. Hutchens 81.6, Ray Court, Jack Wright, Roy Court

Yarmouth Scurry

Roy Court 78.0, Jim Wright, Joe Rodwell, Stan Page

Oxford Scratch Race

Johnny White 77.0, Carruthers, Rawlings, Aldridge

Stadium Scratch Race

Morgan 79.4, Hipperson, Elliott, Viccary

Stadium Scratch Race

Bales 74.2, Croucher, Gray, Rawlinson

Note: Johnny Fry - Had for a trial at Yarmouth in 1950. Won his first two junior races. Rode in the home Kemsley Shield meeting v Coventry, but he failed to score. Came last in his two second half races. Did not ride in the next two home meetings. He then won his first second half race but in a very slow time of 79 seconds and came last against the other junior's.

YARMOUTH 75 HASTINGS 33

Tuesday 3rd May 1949

National Trophy Second Round (Second Leg) Division 3

Heat	YARMOUTH			Total		HASTINGS			Total	
Time	N	Rider	Pts	H	T	N	Rider	Pts	H	T
1	1	Billy Bales	3			1	Norman Street	Sp	2	2
73.4	2	Bill Carruthers	1	4	4	2	Jock Grierson	2		
2	3	Sid Hipperson	3			3	Buddy Fuller	1	1	3
76.6	6	Johnny White	2	5	9	4	Ron Clark	0		
3	2	Bill Carruthers	3			5	Ken Smith	1	3	6
77.6	4	Bert Rawlinson	0	3	12	6	Ken Middleditch	2		
4	7	Stan Page	2			7	Harold Tapscott	1	1	7
79.4	8	Cliff Ladbroke	3	5	17	8	Dan English	0		
5	3	Sid Hipperson	3			2	Jock Grierson	2	3	10
77.0	4	Bert Rawlinson	Sp	3	20	3	Buddy Fuller	1		
6	1	Billy Bales	3			4	Ron Clark	2	2	12
76.2	6	Johnny White	1	4	24	6	Ken Middleditch	Mf		
7	3	Sid Hipperson	3			1	Norman Street	1	1	13
78.0	5	Reg Morgan	2	5	29	5	Ken Smith	0		
8	1	Billy Bales	3			1	Norman Street	1	1	14
76.0	5	Reg Morgan	2	5	34	3	Buddy Fuller	Sp		
9	1	Billy Bales	3			2	Jock Grierson	0	1	15
75.2	3	Sid Hipperson	2	5	39	6	Ken Middleditch	1		
10	2	Bill Carruthers	2			3	Buddy Fuller	0	1	16
77.2	6	Johnny White	3	5	44	5	Ken Smith	1		
11	4	Bert Rawlinson	1			2	Jock Grierson	3	3	19
78.0	5	Reg Morgan	2	3	47	4	Ron Clark	0		
12	2	Bill Carruthers	2			1	Norman Street	0	1	20
78.0	3	Sid Hipperson	3	5	52	4	Ron Clark	1		
13	5	Reg Morgan	2			2	Jock Grierson	3	3	23
76.6	6	Johnny White	1	3	55	5	Ken Smith	0		
14	7	Stan Page	2			7	Harold Tapscott	3	3	26
79.2	8	Cliff Ladbroke	1	3	58	8	Dan English	0		
15	1	Billy Bales	3			4	Ron Clark	2	2	28
77.2	4	Bert Rawlinson	1	4	62	5	Ken Smith	Mf		
16	2	Bill Carruthers	2			3	Buddy Fuller	0	1	29
78.0	5	Reg Morgan	3	5	67	6	Ken Middleditch	1		
17	4	Bert Rawlinson	Mf			1	Norman Street	2	3	32
77.4	6	Johnny White	3	3	70	6	Ken Middleditch	1		
18	N	Billy Bales	3			N	Harold Tapscott	Sp	1	33
77.4	N	Sid Hipperson	2	5	75	N	Ron Clark	1		

YARMOUTH	1	2	3	4	5	N	T	B
1 Billy Bales	3	3	3	3	3	3	18	
2 Bill Carruthers	1	3	2 1	2 1	2 1		10	3
3 Sid Hipperson Capt.	3	3	3	2 1	3	2 1	16	2
4 Bert Rawlinson	0	0	1 1	1	0		2	1
5 Reg Morgan	2 1	2 1	2	2	3		11	2
6 Johnny White	2 1	1	3	1 1	3		10	2
7 Stan Page	2 1	2					4	1
8 Cliff Ladbroke	3	1 1					4	1
HASTINGS	1	2	3	4	5	N	T	B
1 Norman Street	0	1	1	0	2		4	
2 Jock Grierson Capt.	2	2	0	3	3		10	
3 Buddy Fuller	1	1 1	0	0	0		2	1
4 Ron Clark	0	2	0	1	2	1	6	
5 Ken Smith	1 1	0	1	0	0		2	1
6 Ken Middleditch	2	0	1	1	1 1		5	1
7 Harold Tapscott	1	3	0			0	4	
8 Dan English	0	0					0	

Second Half

Event 2 The Dugard Dash
Mills 78.0, A. Hunter 82, Ken Jones Mf, Rusty Wainwright f

Event 3 The Hastings Huddle
F. Brand 77.6, Bill Codling 78, Joe Rodwell, George Ackworth

Event 4 The Stenner Struggle
Winner of Events 2 & 3 Plus fastest Second
Fred Brand 78.0, Tip Mills, Bill Codling, Phil Day

Programme changes

Yarmouth - Cliff Ladbroke for Tip Mills - Event 2 Tip Mills for Cliff Ladbroke.

Note: Ron Clark was Programmed as Ron Clarke

YARMOUTH 63 HALIFAX 21

Tuesday 10th May 1949

National League Division 3

Heat	YARMOUTH				Total	HALIFAX				Total
Time	N	Rider	Pts	H	T	N	Rider	Pts	H	T
1	1	Bert Rawlinson	1			1	Jack Hughes	0		
74.0	2	Sid Hipperson	3	4	4	2	Vic Emms	2	2	2
2	3	Reg Morgan	3			3	Jock Shead	Sp		
76.2	4	Johnny White	2	5	9	4	Arthur Forrest	1	1	3
3	5	Bill Carruthers	2			5	Al Allison	0		
74.2	6	Billy Bales	3	5	14	6	Dick Seers	1	1	4
4	1	Bert Rawlinson	3			7	Bill Crosland	0		
79.0	7	Stan Page	2	5	19	4	Arthur Forrest	1	1	5
5	3	Reg Morgan	3			1	Jack Hughes	0		
76.0	4	Johnny White	1	4	23	2	Vic Emms	2	2	7
6	5	Bill Carruthers	2			3	Jock Shead	Sp		
76.2	6	Billy Bales	3	5	28	4	Arthur Forrest	1	1	8
7	1	Bert Rawlinson	1			5	Al Allison	0		
76.4	2	Sid Hipperson	3	4	32	6	Dick Seers	2	2	10
8	3	Reg Morgan	3			3	Jock Shead	Sp		
79.4	8	Cliff Ladbroke	2	5	37	8	Eric Mason	1	1	11
9	5	Bill Carruthers	1			1	Jack Hughes	0		
75.2	6	Billy Bales	3	4	41	2	Vic Emms	2	2	13
10	1	Bert Rawlinson	2			3	Jock Shead	1		
77.4	2	Sid Hipperson	3	5	46	4	Arthur Forrest	0	1	14
11	3	Reg Morgan	3			5	Al Allison	0		
77.0	4	Johnny White	1	4	50	6	Dick Seers	2	2	16
12	5	Bill Carruthers	3			1	Jack Hughes	1		
78.6	8	Cliff Ladbroke	2	5	55	7	Bill Crosland	0	1	17
13	7	Stan Page	2			5	Al Allison	1		
79.2	4	Johnny White	3	5	60	8	Eric Mason	0	1	18
14	2	Sid Hipperson	1			2	Vic Emms	3		
74.8	6	Billy Bales	2	3	63	6	Dick Seers	0	3	21

Programme changes - Yarmouth Cliff Ladbroke for Tip Mills. - Event 7 Tip Mills replaced Cliff Ladbroke - Halifax Jock Shead programmed as Jack Shead & Harold Simms as Eric Sims.

YARMOUTH		Score Chart					T	B
1	Bert Rawlinson	1	3	1	2	1	7	1
2	Sid Hipperson Captain	3	3	3	1	1	10	1
3	Reg Morgan	3	3	3	3		12	
4	Johnny White	2	1	1	1	3	7	1
5	Bill Carruthers	2	1	2	1	3	8	2
6	Billy Bales	3	3	3	2		11	
7	Stan Page	2	1	2	1		4	2
8	Cliff Ladbroke	2	1	2	1		4	2

HALIFAX		Score Chart					T	B
1	Jack Hughes	0	0	0	1		1	
2	Vic Emms Captain	2	2	2	3		9	
3	Jock Shead	0	0	0	1		1	
4	Arthur Forrest	1	1	1	0		3	
5	Al Allison	0	0	0	1		1	
6	Dick Seers	1	2	2	0		5	
7	Bill Crosland	0	0				0	
8	Eric Mason	1	0				1	

Event 2 Australian Scratch Race
Bob Leverenz 80.2, Alec Hunter, Syd Littlewood, F. Brand Ex

Event 3 Yarmouth Scratch Race
Bill Codling 77.0, Tip Mills, Cliff Ladbroke, Stan Page

Event 4 Stars Scratch Race
Heat Winners and Fastest Second to Final

1 Emms 76.8, Bales 78.0, Seers, White
2 Hipperson 77.0, Carruthers 80.0, Shead, Leverenz Mf
3 Morgan 78.0, Rawlinson 80.2, Allison, Littlewood Nf

Event 7 Reserves Scratch Race
Tip Mills 79.0, Phil Day, George Ackworth, Harold Simms

Event 8 Halifax Scratch Race
Arthur Forrest 81.2, Jack Hughes, Bill Crosland, Eric Mason

Event 9 Stars Scratch Race - Final
Bill Bales 75.2, Vic Emms, Reg Morgan, Sid Hipperson Nf

HULL 42 YARMOUTH 42

Saturday 14th May 1949

National League Division 3

Heat		HULL			Total	YARMOUTH			Total	HULL		Score Chart				T	B	
Time	N	Rider	Pts	H	T	N	Rider	Pts	H	T								
1	1	George Craig	Mf	2	2	1	Bill Carruthers	1	4	4	1	George Craig	0	0	0	0	0	
82.8	2	Mick Mitchell				2	Billy Bales	3			2	Mick Mitchell	2	3	3	2	10	
2	3	Jack Watts	1	4	6	3	Sid Hipperson	2	2	6	3	Jack Watts	1	0		0	1	
85.2	4	Derek Glover	3			4	Bert Rawlinson	0			4	Derek Glover	3	2	2	2	9	
3	5	Alf Webster	2	5	11	5	Johnny White	1	1	7	5	Alf Webster	2	1	1	1	3	
84.0	6	Bob Baker	3			6	Reg Morgan	0			6	Bob Baker	3	3	2	1	1	
4	1	George Craig	Sp	2	13	7	Stan Page	1	4	11	7	Johnny Green	2	2	1	1	5	
86.0	7	Johnny Green	2			4	Bert Rawlinson	3			8	Ken Allick	0	1			1	
5	3	Jack Watts	Sp	2	15	1	Bill Carruthers	1	4	15	YARMOUTH						T	B
83.0	4	Derek Glover	2			2	Billy Bales	3			1	Bill Carruthers	1	1	0	2	4	
6	5	Alf Webster	1	4	19	3	Sid Hipperson	2	2	17	2	Billy Bales	3	3	3	3	12	
84.6	6	Bob Baker	3			4	Bert Rawlinson	0			3	Sid Hipperson	2	2	3	1	1	
7	1	George Craig	Ex	3	22	5	Johnny White	1	3	20	4	Bert Rawlinson	0	3	0	2	5	
85.4	2	Mick Mitchell	3			6	Reg Morgan	2			5	Johnny White	1	1	1	3	3	
8	3	<i>Johnny Green</i>	2	2	24	3	Sid Hipperson	3	4	24	6	Reg Morgan	0	2	1	0	3	
85.6	8	Ken Allick	Mf			8	Joe Rodwell	1			7	Stan Page	1	0			1	
9	5	Alf Webster	1	3	27	1	Bill Carruthers	0	3	27	8	Joe Rodwell	1	0			1	
82.4	6	Bob Baker	2			2	Billy Bales	3			Event 2 Bloaters Scratch Race (1st & 2nd to Event 4)							
10	1	George Craig	Ex	3	30	3	Sid Hipperson	1	3	30	Joe Rodwell 85.8, Stan Page, Johnny Green, Ken Allick							
85.6	2	Mick Mitchell	3			4	Bert Rawlinson	2			Event 3 Hedon Scurry (winner to Event 7)							
11	3	Jack Watts	Sp	2	32	5	Johnny White	3	4	34	Johnny White 85.2, Mick Mitchell, Alf Webster, Reg Morgan							
85.8	4	Derek Glover	2			6	Reg Morgan	1			Event 4 Junior Scratch Race (winner to Event 7)							
12	5	Alf Webster	3	4	36	1	Bill Carruthers	2	2	36	Stan Page 88.0, Joe Rodwell, Mike Wood, Jack Watts no start							
85.8	8	Ken Allick	1			7	Stan Page	0			Event 5 Paddy Scratch Race (winner to Event 7)							
13	7	Johnny Green	1	3	39	5	Johnny White	3	3	39	Billy Bales 84.2, Bob Baker, Derek Glover, Bill Carruthers							
85.0	4	Derek Glover	2			8	Joe Rodwell	0			Event 6 Wise Scratch Race (winner to Event 7)							
14	2	Mick Mitchell	2	3	42	2	Billy Bales	3	3	42	S. Hipperson 87.2, George Craig, Mike Wood, Bert Rawlinson							
82.8	6	Bob Baker	1			6	Reg Morgan	0			Event 7 Archer Stakes							
<i>(White, Page, Bales, Hipperson)</i>																		

YARMOUTH 60 POOLE 46

Tuesday 17th May 1949

National Trophy (Semi-Final) First Leg

Heat	YARMOUTH					POOLE				
	Time	N	Rider	Pts	Total	N	Rider	Pts	Total	
1	1	Johnny White	2	2	2	1	Charlie Hayden	1	4	4
76.0	2	Reg Morgan	Sp			2	Dick Howard	3		
2	3	Bill Carruthers	1	3	5	3	Fred Pawson	3	3	7
78.0	6	Sid Hipperson	2			4	Frank Holcolme	0		
3	2	Reg Morgan	Sp	0	5	5	Cyril Quick	3	5	12
78.2	4	Bert Rawlinson	Sp			6	Alan Chambers	2		
4	7	Stan Page	2	5	10	7	Ticker James	1	1	13
78.8	8	Cliff Ladbroke	3			8	Ken James	Mf		
5	3	Bill Carruthers	1	1	11	2	Dick Howard	2	5	18
78.8	4	Bert Rawlinson	0			3	Fred Pawson	3		
6	1	Johnny White	2	3	14	4	Frank Holcolme	0	3	21
78.8	6	Sid Hipperson	1			6	Alan Chambers	3		
7	3	Bill Carruthers	1	4	18	1	Charlie Hayden	0	2	23
77.0	5	Billy Bales	3			5	Cyril Quick	2		
8	1	Johnny White	2	5	23	1	Charlie Hayden	0	1	24
76.2	5	Billy Bales	3			3	Fred Pawson	1		
9	1	Johnny White	1	3	26	2	Dick Howard	3	3	27
77.6	3	Bill Carruthers	2			6	Alan Chambers	0		
10	2	Reg Morgan	3	3	29	3	Fred Pawson	1	3	30
79.0	6	Sid Hipperson	0			5	Cyril Quick	2		
11	4	Bert Rawlinson	1	4	33	2	Dick Howard	2	2	32
77.0	5	Billy Bales	3			4	<i>Ticker James</i>	0		
12	2	Reg Morgan	2	5	38	1	Charlie Hayden	1	1	33
78.0	3	Bill Carruthers	3			4	Frank Holcolme	0		
13	5	Billy Bales	Mf	3	41	2	Dick Howard	Sp	2	35
80.0	6	Sid Hipperson	3			5	Cyril Quick	2		
14	7	Stan Page	2	3	44	7	Ticker James	3	3	38
81.0	8	Cliff Ladbroke	1			8	Ken James	Mf		
15	1	Johnny White	1	4	48	4	Frank Holcolme	0	2	40
78.2	4	Bert Rawlinson	3			5	Cyril Quick	2		
16	2	Reg Morgan	2	5	53	3	Fred Pawson	0	1	41
77.0	5	Billy Bales	3			6	Alan Chambers	1		
17	4	Bert Rawlinson	1	3	56	1	Charlie Hayden	0	3	44
78.0	6	Sid Hipperson	2			6	Alan Chambers	3		
18	N	Reg Morgan	1	4	60	N	Cyril Quick	2	2	46
77.8	N	Billy Bales	3			N	Dick Howard	0		

YARMOUTH		1	2	3	4	5	N	T	B
1	Johnny White	2	2	2	1	1		8	2
2	Reg Morgan	0	0	3	2	2	1	8	2
3	Bill Carruthers	1	1	1	2	3		8	1
4	Bert Rawlinson	0	0	1	3	1	1	5	1
5	Billy Bales	3	3	3	0	3	3	15	
6	Sid Hipperson Captain	2	1	0	3	2		8	1
7	Stan Page	2	1	2				4	1
8	Cliff Ladbroke	3	1	1				4	1

POOLE		1	2	3	4	5	N	T	B
1	Charlie Hayden	1	0	0	1	0		2	
2	Dick Howard	3	2	1	3	2	0	10	1
3	Fred Pawson	3	3	1	1	1	0	8	1
4	Frank Holcolme	0	0		0	0		0	
5	Cyril Quick Captain	3	2	2	2	2	2	13	
6	Alan Chambers	2	1	3	0	1	3	9	1
7	Ticker James	1	0	3				4	
8	Ken James	0	0					0	

Second Half

Event 2	Yarmouth Scratch Race
Fred Brand 80.2, Phil Day, Tip Mills, Alec Hunter	
Event 3	Caister Scratch Race
Bill Codling 78.2, Fred Brand, Phil Day, Johnny Davies Nf	
Event 4	Gorleston Scratch Race
Tip Mills 79.8, Bill Codling, Alec Hunter, Johnny Davies	

Programme change - Poole

Frank Holcombe for Ticker James, James for Holcombe.



Cyril Quick - The Poole top score who would ride for Yarmouth in 1951.



POOLE 59 YARMOUTH 49

Monday 23rd May 1949

National Trophy Division 3 Semi-Final Second-Leg

Heat	POOLE			Total	YARMOUTH			Total		
Time	N	Rider	Pts	H	T	N	Rider	Pts	H	T
1	1	Fred Pawson	2	3	3	1	Bert Rawlinson	0	3	3
76.4	2	Dick Howard	1			2	Billy Bales	3		
2	3	Cyril Quick	2	2	5	3	Bill Carruthers	1	4	7
81.4	6	Ticker James	0			4	Sid Hipperson	3		
3	2	Dick Howard	1	3	8	5	Reg Morgan	3	3	10
82.4	4	Alan Chambers	2			6	Johnny White	0		
4	7	Frank Holcombe	3	5	13	7	Stan Page	1	1	11
80.8	8	Ron Bartlett	2			8	Cliff Ladbroke	Mf		
5	3	Cyril Quick	2	2	15	2	Billy Bales	3	4	15
78.6	4	Alan Chambers	0			3	Bill Carruthers	1		
6	1	Fred Pawson	3	4	19	4	Sid Hipperson	2	2	17
81.8	6	Ticker James	1			6	Johnny White	0		
7	3	Cyril Quick	3	3	22	1	Bert Rawlinson	2	3	20
82.4	5	Charlie Hayden	0			5	Reg Morgan	1		
8	1	Fred Pawson	1	3	25	1	Bert Rawlinson	0	3	23
83.2	5	Charlie Hayden	2			3	Bill Carruthers	3		
9	1	Fred Pawson	1	3	28	2	Billy Bales	3	3	26
79.6	3	Cyril Quick	2			6	Johnny White	0		
10	2	Dick Howard	3	4	32	3	Bill Carruthers	2	2	28
83.6	6	Ticker James	1			5	Reg Morgan	0		
11	4	Alan Chambers	3	4	36	2	Billy Bales	Mf	2	30
83.6	5	Charlie Hayden	1			4	Sid Hipperson	2		
12	2	Dick Howard	Sp	3	39	1	Bert Rawlinson	2	3	33
82.4	3	Cyril Quick	3			4	Sid Hipperson	1		
13	5	Charlie Hayden	2	3	42	2	Billy Bales	3	3	36
79.6	6	Ticker James	1			5	Reg Morgan	Mf		
14	7	Frank Holcombe	2	3	45	7	Stan Page	3	3	39
84.4	8	Ron Bartlett	1			8	Cliff Ladbroke	0		
15	1	Fred Pawson	Sp	3	48	4	Sid Hipperson	2	3	42
82.8	4	Alan Chambers	3			5	Reg Morgan	1		
16	2	Dick Howard	1	4	52	3	Bill Carruthers	2	2	44
82.0	5	Charlie Hayden	3			6	Johnny White	0		
17	4	Alan Chambers	3	4	56	1	Bert Rawlinson	2	2	46
83.6	6	Frank Holcombe	1			6	Johnny White	0		
18	N	Cyril Quick	2	3	59	N	Billy Bales	3	3	49
80.2	N	Alan Chambers	1			N	Sid Hipperson	0		

POOLE		1	2	3	4	5	N	T	B
1	Fred Pawson	2	3	1	1	0		7	2
2	Dick Howard	1	1	3	0	1		6	2
3	Cyril Quick Capt	2	2	3	2	3	2	14	
4	Alan Chambers	2	0	3	3	3	1	12	1
5	Charlie Hayden	0	2	1	2	3		8	
6	Ticker James	0	1	1	1	1		3	1
7	Frank Holcombe	3	2	1				6	
8	Ron Bartlett	2	1	1				3	2
YARMOUTH		1	2	3	4	5	N	T	B
1	Bert Rawlinson	0	2	0	2	2		6	
2	Billy Bales	3	3	3	0	3	3	15	
3	Bill Carruthers	1	1	3	2	2		9	
4	Sid Hipperson Capt	3	2	2	1	2	0	10	1
5	Reg Morgan	3	1	0	0	1	1	5	2
6	Johnny White	0	0	0	0	0		0	
7	Stan Page	1	3					4	
8	Cliff Ladbroke	0	0					0	

Yarmouth win 109-105

Event 2 Stadium Scurry
Wheeler 85.6, Terry Small, George Watts & Ken James Sp

Event 3 Dorset Scurry
F. Holcombe 83, Ken James, Frank Wheeler Spill

YARMOUTH ADVANCE IN NATIONAL TROPHY

Before a crowd of 8,000 Yarmouth put Poole out of the National Trophy with an aggregate score of 109-105. Poole did actually win the night's racing by 59-49, but their lead was not enough to give them victory.

In heat 1 Billy Bales broke the track record by an incredible 2.2 seconds, reducing Alf Bottoms time of 78.2 to 76 seconds. Yarmouth provided the winners in the first three races in Bales, Sid Hipperson and Reg Morgan, and with Bill Carruthers gaining second place in heat 2 to give them a 10-8 lead.


The Poole reserves, Holcolme and Bartlett, a new comer to the Pirates, provided a 5-1 win in heat 4 to relive pressure. Bales won again in 5, his time being one-fifth outside the old track record with Carruthers gaining third place the 4-2 put the scores level at 15 all.

The points in next three heats were shared and in heat 11 Bales was very unlucky when, he had established a good lead, he dropped his chain to allow Chambers to win for Poole.

Heats 16 and 17 gave Poole 4-2 wins, and in the nominated riders race Poole needed a 5-1 to draw the tie. But it was Bales again who won cleverly, with Quick and Chambers occupying second and third positions.

A splendid victory for Yarmouth and all credit is due to them for their grand display, and they fully deserved to go forward over the two legs. Certainly they had the best rider by far over the two legs in Billy Bales, who set up the fastest times and won 10 races. He only lost out on two

"PIRATES" CARTOON 1949 SEASON, No. 7



YARMOUTH 49 RAYLEIGH 34

Tuesday 24th May 1949

National League Division 3

Heat	YARMOUTH			Total	RAYLEIGH			Total		
Time	N	Rider	Pts	H	T	N	Rider	Pts	H	T
1	1	Bert Rawlinson	3	4	4	1	Percy Brine	2	2	2
77.2	2	Sid Hipperson	1			2	Charlie Mugford	0		
2	3	Billy Bales	3	4	8	3	Ron Howes	2	2	4
72.6	4	Bill Carruthers	1			4	Vic Gooden	0		
3	5	Johnny White	3	3	11	5	Jim Gregory	2	3	7
77.2	6	Reg Morgan	Ex			6	Alan Briggs	1		
4	1	Bert Rawlinson	2	5	16	7	Toby Boshoff	0	1	8
77.8	7	Stan Page	3			4	Vic Gooden	1		
5	3	Billy Bales	3	5	21	1	Percy Brine	Sp	0	8
74.4	4	Bill Carruthers	2			2	Charlie Mugford	Sp		
6	5	Johnny White	2	2	23	3	Ron Howes	3	4	12
77.2	6	Reg Morgan	0			4	Vic Gooden	1		
7	1	Bert Rawlinson	Ex	2	25	5	Jim Gregory	1	4	16
77.0	2	Sid Hipperson	2			6	Jack Unstead	3		
8	3	Billy Bales	3	3	28	3	Ron Howes	2	3	19
76.0	8	Cliff Ladbrooke	0			8	Alan Briggs	1		
9	5	Johnny White	Sp	3	31	1	Percy Brine	1	3	22
80.0	6	Reg Morgan	3			2	Charlie Mugford	2		
10	1	Bert Rawlinson	1	3	34	3	Ron Howes	3	3	25
78.8	2	Sid Hipperson	2			4	Vic Gooden	0		
11	3	Billy Bales	3	4	38	5	Jim Gregory	2	2	27
78.0	4	Bill Carruthers	1			6	Jack Unstead	Sp		
12	5	Johnny White	2	5	43	1	Percy Brine	1	1	28
79.8	8	Cliff Ladbrooke	3			7	Toby Boshoff	0		
13	7	Stan Page	3	4	47	5	Jim Gregory	2	2	30
78.6	4	Bill Carruthers	1			8	Alan Briggs	0		
14	2	Sid Hipperson	0	2	49	2	Charlie Mugford	1	4	34
78.2	6	Reg Morgan	2			6	Jack Unstead	3		

Programme changes - Rayleigh Mugford for Pat Clarke, Gooden for Roy Uden, Boshoff for Mugford, Biggs for Gooden. Event 2 Rodwell for Eric Sims (Harold Simms), Event 3 Boshoff for Mugford, Event 4 Mawdsley for Clarke, Event 6 Ackworth for Phil Day, Event 7 Boshoff for Uden.

YARMOUTH		Score Chart					T	B	
1	Bert Rawlinson	3	2	1	0	1	1	6	2
2	Sid Hipperson Captain	1	2	2	0			5	
3	Billy Bales	3	3	3	3			12	
4	Bill Carruthers	1	2	1	1	1		5	1
5	Johnny White	3	2	0	2	1		7	1
6	Reg Morgan	0	0	3	2			5	
7	Stan Page	3	3					6	
8	Cliff Ladbrooke	0	3					3	

RAYLEIGH		Score Chart					T	B	
1	Percy Brine Captain	2	0	1	1	1		4	1
2	Charlie Mugford	0	0	2	1			3	
3	Ron Howes	2	3	2	3			10	
4	Vic Gooden	0	1	1	0			2	
5	Jim Gregory	2	1	2	2			7	
6	Jack Unstead		3	0	3			6	
7	Toby Boshoff	0	0					0	
8	Alan Briggs	1	1	1	1	0		2	2

Event 2 Yarmouth Scratch Race									
Tip Mills 77.4, Fred Brand, Joe Rodwell, George Ackworth									
Event 3 Caister Scratch Race									
T. Boshoff 78.2, Bill Codling, Joe Rodwell, Johnny Davies									
Event 4 Rayleigh Scratch Race									
Jim Gregory 79.6, Wally Mawdsley, Percy Brine, R. Howes									
Event 5 Gorleston Scratch Race									
Fred Brand 79.2, Stan Page, Cliff Ladbrooke, Tip Mills Mf									
Event 6 Beccles Scratch Race									
Bill Codling 77.8, Johnny Davies, Vic Gooden, G. Ackworth									
Event 7 Norfolk Scratch Race									
Jack Unstead 78.0, Sid Hipperson, B. Rawlinson, T. Boshoff									
Event 8 Acle Scratch Race									
Fred Brand 79.6, Cliff Ladbrooke, Stan Page, Tip Mills Mf									
Event 9 Scratch Race Number Eight									
Billy Bales 76.6, Johnny White, Reg Morgan, Bill Carruthers									

LEICESTER 35 YARMOUTH 49

Friday 27th May 1949

National League Division 3

Heat		LEICESTER			Total	YARMOUTH			Total	LEICESTER		Score Chart				T	B	
Time	N	Rider	Pts	H	T	N	Rider	Pts	H	T								
1	1	Jack Baxter	1	3	3	1	Johnny White	0	3	3	1	3	0	1	1	5	2	
76.4	2	Cyril Page	2			2	Reg Morgan	3			2	1	2	0		5		
2	3	Ron Wilson	0	2	5	3	Sid Hipperson	1	4	7	3	2	2	1	1	5	1	
77.4	4	Howard Pike	2			4	Bert Rawlinson	3			2	1	2	2		7	1	
3	5	Ted Rawlinson	0	2	7	5	Bill Carruthers	1	4	11	0	0	1	1	1	2	2	
74.2	6	Vic Pitcher	2			6	Billy Bales	3			2	2	2	1		7		
4	1	Jack Baxter	3	3	10	7	Stan Page	1	3	14	0	1	1			1	1	
79.2	7	George Gower	0			4	Bert Rawlinson	2			1	1	2			3	1	
5	3	Ron Wilson	2	3	13	1	Johnny White	Sp	3	17	YARMOUTH							
77.6	4	Howard Pike	1			2	Reg Morgan	3			Score Chart				T	B		
6	5	Ted Rawlinson	0	2	15	3	Sid Hipperson	3	4	21	1	3	3	3		10		
77.2	6	Vic Pitcher	2			4	Bert Rawlinson	1			3	2	1	0		6		
7	1	Jack Baxter	0	1	16	5	Bill Carruthers	2	5	26	5	1	2	1	0	3	6	1
77.0	2	Cyril Page	1			6	Billy Bales	3			6	3	3	3	2	1	11	1
8	3	Ron Wilson	2	3	19	3	Sid Hipperson	3	3	29	7	1	3			4	1	
77.8	8	Johnny Carpenter	1			8	Fred Brand	Sp			8	0	0			0		
9	5	Ted Rawlinson	1	3	22	1	Johnny White	0	3	32	Reserve and Junior Scurry							
77.6	6	Vic Pitcher	2			2	Reg Morgan	3			1	S. Page 80.2, Brand, Gower, Carpenter f ex						
10	1	Jack Baxter	1	3	25	3	Sid Hipperson	3	3	35	2	Van de Vyer 82.0, Gower, Bridges f ex, Moore f ex						
77.0	2	Cyril Page	2			4	Bert Rawlinson	0			Final							
11	3	Ron Wilson	1	3	28	5	Bill Carruthers	0	3	38	Van de Vyer 82.0, Gower, Page, Brand							
75.0	4	Howard Pike	2			6	Billy Bales	3			Nottingham Scurry							
12	5	Ted Rawlinson	1	3	31	1	Johnny White	0	3	41	Heat winners and Fastest Second to Final							
79.6	8	Johnny Carpenter	2			7	Stan Page	3			1	Sid Hipperson 78.0, Ted Rawlinson, J. White, R. Wilson ex						
13	7	George Gower	1	3	34	5	Bill Carruthers	3	3	44	2	Billy Bales 76.8, Howard Pike, S. Page, Bert Rawlinson						
78.8	4	Howard Pike	2			8	Fred Brand	0			3	Reg Morgan 78.0, Bill Carruthers, Vic Pitcher, Jack Baxter						
14	2	Cyril Page	0	1	35	2	Reg Morgan	3	5	49	Final							
77.8	6	Vic Pitcher	1			6	Billy Bales	2			Sid Hipperson 77.6, Reg Morgan, Ted Rawlinson, Billy Bales							

YARMOUTH WIN AT LEICESTER

BILLY BAKES BREAKS TRACK RECORD


Grand riding by Reg Morgan and Billy Bales gave Yarmouth an easy victory over Leicester in a Division 3 match at Leicester. Bales thrilled the large crowd. He won two of his heats by almost half a lap and set up a new track record by winning his first race, and after a poor start, in 74.2 seconds. This beat the previous record of 74.4 set up by Charlie May of Walthamstow only the previous week in the World Championship Round.

This was the third track record that Bales had broken in five days. He beat the Poole record on Monday and on Tuesday lowered Yarmouth's

Victories by the 4-2 margins in heats 2, 3, and 4, followed by a Bales and Carruthers 5-1 maximum in heat 7. Yarmouth were 10 points ahead. Hunters piled on the pressure to take an equal share of the points from the next six heats before Morgan and Bales won the final race 5-1 to clinch the match.

Morgan turned in a faultless performance for the visitors, scoring maximum points. Morgan's speed from the gate bewildered his opponents, who just could not get up with him. Bales dropped just the one point to Morgan in the last race.

Fred Brand had been riding well in the second half's, rode for the first time for the Bloaters in this match. He failed to score in his debut. I expect that very few fans even gave him a second glance. But Fred would go on to become Yarmouth's top point scorer.



Fred Brand

YARMOUTH 46 HANLEY 38

Tuesday 31st May 1949

National League Division 3

Heat		YARMOUTH			Total		HANLEY			Total		YARMOUTH		Score Chart				T	B	
Time	N	Rider	Pts	H	T	N	Rider	Pts	H	T										
1	1	Johnny White	2		5	1	Les Jenkins	Sp	1	1	1	Johnny White	2	1	0	3	1	1	6	2
75.4	2	Reg Morgan	3		5	2	Ken Adams	1			2	Reg Morgan	3	2	1	2	3		10	1
2	3	Sid Hipperson	3		8	3	Gil Blake	2			3	Sid Hipperson	0	0	3	1			4	
77.2	4	Stan Page	0		8	4	Lindsay Mitchell	1			4	Stan Page	3	3	3	2			11	
3	5	Billy Bales	3		13	5	Frank Evans	0			5	Billy Bales	2	1	0	0	0		2	1
73.6	6	Bill Carruthers	2		13	6	Ray Harris	1			6	Bill Carruthers	1	3					4	
4	1	Johnny White	Mf		14	7	Stan Bradbury	3			10	Johnny White	2	0					2	
80.2	7	Tip Mills	1		14	4	Lindsay Mitchell	2			7	Tip Mills	3	1						
5	3	Sid Hipperson	3		17	1	Les Jenkins	2			13	Sid Hipperson	0	2	2	3			7	
77.2	4	Stan Page	0		17	2	Ken Adams	1			2	Stan Page	1	1	1	1	2		5	2
6	5	Billy Bales	3		20	3	Gil Blake	2			16	Billy Bales	2	2	3	3			10	
75.0	6	Bill Carruthers	Sp		20	4	Lindsay Mitchell	1			5	Bill Carruthers	1	1	2	1	1	0	4	3
7	1	Johnny White	3		25	5	Frank Evans	0			17	Johnny White	0	0	0	2			2	
78.0	2	Reg Morgan	2		25	6	Ray Harris	1			6	Reg Morgan	1	1	2	1	1		5	1
8	3	Sid Hipperson	Mf		27	3	Gil Blake	3			21	Sid Hipperson	3	1					4	
79.4	8	Fred Brand	2		27	8	Johnny Fitzpatrick	1			8	Fred Brand	1	0					1	
9	5	Billy Bales	3		30	1	Les Jenkins	2			24	Billy Bales	3	1						
76.0	6	Bill Carruthers	0		30	2	Ken Adams	1			3	Bill Carruthers	2	3						
10	1	Johnny White	1		33	3	Gil Blake	3			27	Johnny White	0	3						
76.8	2	Reg Morgan	2		33	4	Lindsay Mitchell	0			12	Reg Morgan	3	2						
11	3	Sid Hipperson	1		37	5	Frank Evans	0			29	Sid Hipperson	2	2						
78.2	4	Stan Page	3		37	6	Ray Harris	2			13	Stan Page	3	4						
12	5	Billy Bales	2		39	1	Les Jenkins	3			33	Billy Bales	1	4						
75.2	8	Fred Brand	0		39	7	Stan Bradbury	1			5	Fred Brand	2	2						
13	7	Tip Mills	3		43	5	Frank Evans	2			35	Tip Mills	0	2						
77.8	4	Stan Page	1		43	8	Johnny Fitzpatrick	0			14	Stan Page	2	3						
14	2	Reg Morgan	3		46	2	Ken Adams	2			38	Reg Morgan	1	3						
78.0	6	Bill Carruthers	0		46	6	Ray Harris	1				Bill Carruthers	2	3						

HANLEY		Score Chart				T	B
1	Les Jenkins	Captain	0	2	2	3	7
2	Ken Adams		1	1	1	1	5
3	Gil Blake		2	2	3	3	10
4	Lindsay Mitchell		1	1	2	1	4
5	Frank Evans		0	0	0	2	2
6	Ray Harris		1	1	2	1	5
7	Stan Bradbury		3	1			4
8	Johnny Fitzpatrick		1	0			1

Event 2 Hanley Scratch Race
Cliff Ladbroke 77.8, Bradbury, Alec Hunter, Fitzpatrick Sp

Event 3 Yarmouth Scratch Race
Johnny White 78.0, Tip Mills, Fred Brand, Stan Page Sp

Event 4 Special Scratch Race
Winners and Fastest Second to Final

- 1 R. Morgan 79.8, Mitchell 80.6. Ray Harris, Hipperson Mf
- 2 Billy Bales 76.6, Bill Codling 78.2, Ken Adams, F. Evans
- 3 Les Jenkins 78.0, Gil Blake 79.2, Bill Carruthers, Tip Mills

Event 7 Caister Scratch Race
Cliff Ladbroke 78.8, Stan Page, Fred Brand, Tip Mills Sp

Event 8 Special Scratch Race - Final
Billy Bales 76.6, Bill Codling, R. Morgan Sp, L. Jenkins Sp

Programme changes - Yarmouth Stan Page for Bert Rawlinson & Tip Mills for Stan Page. Event 5 Bill Codling for Bert Rawlinson.

HASTINGS 39 YARMOUTH 45

Wednesday 1st June 1949

National League Division 3

Heat	HASTINGS					Total	YARMOUTH					Total	HASTINGS					Score Chart				T	B					
Time	N	Rider	Pts	H	T		N	Rider	Pts	H	T																	
1	1	Norman Street	Sp				1	Johnny White	2				2	5	5	1	Norman Street	0	1	0	0			1				
76.0	2	Jock Grierson	1	1	1		2	Reg Morgan	3				3			2	Jock Grierson Captain	1	2	2	1	1	6	1				
2	3	Buddy Fuller	2	3	4		3	Sid Hipperson	3				3	3	8	3	Buddy Fuller	2	0	3	0		5					
74.8	4	Harold Tapscott	1				4	Stan Page	2				4			4	Harold Tapscott	1	1			1	3	1				
3	5	Ken Smith	0	1	5		5	Bill Carruthers	2				5	13		5	Ken Smith	0	0		2	1	2	1				
74.2	6	Ken Middleditch	1				6	Billy Bales	3				6			6	Ken Middleditch	1	2	2	1	2	7	1				
4	1	Norman Street	1	4	9		7	Tip Mills	0				7	15		7	Harold McNaughton	3	3	2	3		11					
76.8	7	Harold McNaughton	3				4	Stan Page	2				4			8	Ken Tidbury	1	3				4					
5	3	Buddy Fuller	Sp	1	10		1	Johnny White	2				1	20		YARMOUTH					Score Chart				T	B		
76.2	4	Harold Tapscott	1				2	Reg Morgan	3				2			1	Johnny White	2	1	2	1	0	0	4	2			
6	5	Ken Smith	0	2	12		3	Sid Hipperson	3				3	24		2	Reg Morgan	3	3	1	0		7					
76.6	6	Ken Middleditch	2				4	Stan Page	1				4			3	Sid Hipperson Captain	3	3	2	3		11					
7	1	Norman Street	0	2	14		5	Bill Carruthers	1				5	28		4	Stan Page	0	2	1	1		4					
74.6	2	Jock Grierson	2				6	Billy Bales	3				6			5	Bill Carruthers	2	1	1	1	2	6	1				
8	3	Buddy Fuller	3	4	18		3	Sid Hipperson	2				3	30		6	Billy Bales	3	3	3	3		12					
75.4	8	Ken Tidbury	1				8	Cliff Ladbroke	0				8			7	Tip Mills	0	1				1					
9	5	<i>Harold McNaughton</i>	3	5	23		1	Johnny White	0				1	31		Future Stars Race					Winners & Fastest Second to Final							
76.8	6	Ken Middleditch	2				2	Reg Morgan	1				2			1	English 75.4, Joe Cooper, Hayles Nf, Weston Spill											
10	1	Norman Street	Mf	2	25		3	Sid Hipperson	3				3	35		2	Bob Sivyer 76.0, Mold, L. Williams 3 riders only											
77.0	2	Jock Grierson	2				4	Stan Page	1				4			Reserves Scratch Race					Winner to Final							
11	3	Buddy Fuller	0	2	27		5	Bill Carruthers	1				5	39		Tip Mills 77.0, K. Tidbury, H. McNaughton, C. Ladbroke												
73.8	4	<i>Harold McNaughton</i>	2				6	Billy Bales	3				6			Final Reserves and Future Stars												
12	5	Ken Smith	2	5	32		1	Johnny White	0				1	40		Dan English 77.2, Mold, Bob Sivyer, Tip Mills												
78.2	8	Ken Tidbury	3				7	Tip Mills	1				7			The Hastings Scurry												
13	7	Harold McNaughton	3	4	36		5	Bill Carruthers	2				5	42		Norman Street 76.4, B. Carruthers, H. Tapscott, J. White												
78.2	4	Harold Tapscott	1				8	Cliff Ladbroke	0				8			The Yarmouth Scurry												
14	2	Jock Grierson	1	3	39		2	Reg Morgan	0				2	45		B. Fuller 76.0, K. Middleditch, Bales Sp, Rawlinson MF												
78.0	6	Ken Middleditch	2				6	Billy Bales	3				6			The Wise Wander												
Programme changes - Page for Bert Rawlinson & Mills for Page.													Jock Grierson 76.6, R. Morgan, Ken Smith, S. Hipperson															

PLYMOUTH 57 YARMOUTH 27

Thursday June 2nd 1949

National League Division 3

Heat	PLYMOUTH			Total			YARMOUTH			Total			PLYMOUTH					Score Chart		T	B
Time	N	Rider	Pts	H	T	N	Rider	Pts	H	T											
1	1	Pete Robinson	2	3	3	1	Bill Carruthers	0	3	3	1	Pete Robinson	2	3	3	3	3	11			
75	2	Johnny Bradford	1			2	Billy Bales	3			2	Johnny Bradford	1	1	1	1	1	5	3		
2	3	Bonny Waddell	2	5	8	3	Sid Hipperson	1	1	4	3	Bonny Waddell	2	1	0	1	1	4	1		
79	4	Len Read	3			4	Stan Page	0			4	Len Read	3	2	3	2	1	10	1		
3	5	George Wall	2	5	13	5	Tip Mills	0	1	5	5	George Wall	2	1	2	1	3	9	3		
81	6	Peter Lansdale	3			6	Reg Morgan	1			6	Peter Lansdale	3	3	3	2		11			
4	1	Pete Robinson	3	4	17	7	Cliff Ladbroke	0	2	7	7	Cliff Ladbroke	0					4			
80	7	Alan Smith	1			4	<i>Johnny White</i>	2			4	Alan Smith	1	3				4			
5	3	Bonny Waddell	0	2	19	1	Bill Carruthers	1	4	11	5	Bonny Waddell	0	1	0	2	3				
76	4	Len Read	2			2	Billy Bales	3			2	Len Read	2	3	1	3	10				
6	5	George Wall	2	5	24	3	Sid Hipperson	1	1	12	3	George Wall	2	1	2	2	6				
80	6	Peter Lansdale	3			4	<i>Johnny White</i>	0			4	Peter Lansdale	3	0		0	0				
7	1	Pete Robinson	3	5	29	5	Tip Mills	0	1	13	4	Stan Page	0			0	0				
78	2	Johnny Bradford	2			6	Reg Morgan	1			5	Tip Mills	0	0	0	0	0				
8	3	Bonny Waddell	1	4	33	3	Sid Hipperson	2	2	15	6	Reg Morgan	1	1	2	0	4				
80	8	Ivan Kessell	3			8	Johnny White	0			7	Cliff Ladbroke	0	1	1		1	1			
9	5	George Wall	2	5	38	1	Bill Carruthers	0	1	16	8	Johnny White	2	0	0	1	3				
78	6	Peter Lansdale	3			2	Billy Bales	1													
10	1	Pete Robinson	3	4	42	3	Sid Hipperson	2	2	18											
81	2	Johnny Bradford	1			4	Stan Page	0													
11	3	Bonny Waddell	1	4	46	5	Tip Mills	0	2	20											
79	4	Len Read	3			6	Reg Morgan	2													
12	5	George Wall	3	3	49	1	Bill Carruthers	2	3	23											
80	8	Ivan Kessell	0			7	Cliff Ladbroke	1													
13	7	Alan Smith	3	5	54	5	Tip Mills	0	1	24											
83	4	Len Read	2			8	Johnny White	1													
14	2	Johnny Bradford	1	3	57	2	Billy Bales	3	3	27											
76	6	Peter Lansdale	2			6	Reg Morgan	0													

YARMOUTH					Score Chart					T	B
1	Bill Carruthers	0	1	0	2	3					
2	Billy Bales	3	3	1	3	10					
3	Sid Hipperson	1	1	2	2	6					
4	Stan Page	0			0	0					
5	Tip Mills	0	0	0	0	0					
6	Reg Morgan	1	1	2	0	4					
7	Cliff Ladbroke	0	1	1		1	1				
8	Johnny White	2	0	0	1	3					

Peverell Scratch Race											
Qualifying heats						First 2 to the Heats					
1	Alan Smith 83.2, Bill Sobey, Neville Slee, Alf Newman										
2	Ivan Kessell 81.0, White, Ladbroke, W. Matthews (ns)										
Heat Winners to Final											
3	Len Read 78.4, Pete Robinson, Reg Morgan, Alan Smith										
4	Johnny Bradford 80.6, B. Waddell, Tip Mills, Bill Sobey										
5	Billy Bales 76.4, Pete Lansdale, I. Kessell, S. Hipperson										
6	George Wall 82.6, B. Carruthers, J. White, Rawlinson (ns)										
Peverell Scratch Race - Final											
Billy Bales 78.0, Len Read, Johnny Bradford, George Wall											

HANLEY 67 YARMOUTH 40

Saturday 4th June 1949


National Trophy Division 3 Final (First Leg)

Heat	HANLEY			Total		YARMOUTH			Total	
	Time	N Rider	Pts	H	T	N Rider	Pts	H	T	
1	1	Ken Adams	2			1	Stan Page	0		
73.4	2	Les Jenkins	3	5	5	2	Billy Bales	1	1	1
2	3	Gil Blake	1			3	Bill Carruthers	0		
75.2	6	Ray Harris	2	3	8	4	Sid Hipperson	3	3	4
3	2	Les Jenkins	Sp			5	Reg Morgan	Sp		
76.8	4	Lindsay Mitchell	3	3	11	6	Johnny White	2	2	6
4	7	Dave Anderson	0			7	Cliff Ladbroke	2		
77.4	8	Stan Bradbury	3	3	14	8	Tip Mills	1	3	9
5	3	Gil Blake	2			2	Billy Bales	3		
76.6	4	Lindsay Mitchell	1	3	17	3	Bill Carruthers	0	3	12
6	1	Ken Adams	3			4	Sid Hipperson	1		
75.4	6	Ray Harris	2	5	22	6	Johnny White	0	1	13
7	3	Gil Blake	3			1	Stan Page	0		
75.4	5	Frank Evans	2	5	27	5	Reg Morgan	1	1	14
8	1	Ken Adams	3			1	Stan Page	0		
76.0	5	Frank Evans	2	5	32	3	Bill Carruthers	1	1	15
9	1	Ken Adams	2			2	Billy Bales	Sp		
75.2	3	Gil Blake	3	5	37	6	Johnny White	1	1	16
10	2	Les Jenkins	0			3	Bill Carruthers	3		
76.4	6	Ray Harris	2	2	39	5	Reg Morgan	1	4	20
11	4	Lindsay Mitchell	0			2	Billy Bales	3		
75.6	5	Frank Evans	1	1	40	4	Sid Hipperson	2	5	25
12	2	Les Jenkins	1			1	Stan Page	0		
75.4	3	Gil Blake	3	4	44	4	Sid Hipperson	2	2	27
13	5	Frank Evans	1			2	Billy Bales	3		
75.4	6	Ray Harris	2	3	47	5	Reg Morgan	0	3	30
14	7	Dave Anderson	0			7	Cliff Ladbroke	2		
78.2	8	Stan Bradbury	3	3	50	8	Tip Mills	1	3	33
15	1	Ken Adams	3			4	Sid Hipperson	2		
76.4	4	Lindsay Mitchell	0	3	53	5	Reg Morgan	1	3	36
16	2	Les Jenkins	2			3	Bill Carruthers	1		
76.0	5	Frank Evans	3	5	58	6	Johnny White	0	1	37
17	4	Lindsay Mitchell	3			1	Stan Page	1		
78.6	6	Ray Harris	2	5	63	6	Johnny White	0	1	38
18	N	Gil Blake	3			N	Billy Bales	Ex		
76.8	N	Ken Adams	1	4	67	N	Reg Morgan	2	2	40

HANLEY		1	2	3	4	5	N	T	B		
1	Ken Adams	2	1	3	3	2	1	3	1	14	2
2	Les Jenkins Captain	3	0	0	1	2	1			6	1
3	Gil Blake	1	1	2	3	3	3			15	1
4	Lindsay Mitchell	3	1	1	0	0	3			7	1
5	Frank Evans	2	1	2	1	1	1	3		9	3
6	Ray Harris	2	2	1	2	2	2	1		10	2
7	Dave Anderson	0	0							0	
8	Stan Bradbury	3	3							6	
YARMOUTH		1	2	3	4	5	N	T	B		
1	Stan Page	0	0	0	0	1				1	
2	Billy Bales	1	3	0	3	3	0			10	
3	Bill Carruthers	0	0	1	3	1				5	
4	Sid Hipperson Captain	3	1	2	1	2	2			10	1
5	Reg Morgan	0	1	1	0	1	1	2		5	1
6	Johnny White	2	0	1	0	0				3	
7	Cliff Ladbroke	2	2							4	
8	Tip Mills	1	1	1	1					2	2

Event 2 The Bloaters Scurry
 1 | D. Anderson 78.6, B. Pritchard, C. Ladbroke, J. Fitzpatrick
 2 | Stan Bradbury 78.2, Tip Mills, Jack Riley. Only 3 riders
Final First & Seconds from Heats
 Tip Mills 77.8, S. Bradbury, D. Anderson, B. Pritchard Ex

Programme changes
 Yarmouth
 Stan Page for Bert Rawlinson.
 Cliff Ladbroke for Stan Page



Gil Blake

YARMOUTH 61 HANLEY 46

Tuesday 7th June 1949

National Trophy Final (Second Leg)

Heat	YARMOUTH			Total		HANLEY			Total		
	Time	N	Rider	Pts	H	T	N	Rider	Pts	H	T
1	73.0	1	Billy Bales	3	3	3	1	Lindsay Mitchell	1	3	3
		2	Cliff Ladbroke	Sp			2	Gil Blake	2		
2	76.2	3	Reg Morgan	3	4	7	3	Ken Adams	2	2	5
		6	Johnny White	1			4	Les Jenkins	Sp		
3	77.0	2	Cliff Ladbroke	1	3	10	5	Ray Harris	3	3	8
		4	Sid Hipperson	2			6	Frank Evans	0		
4	77.2	7	Stan Page	2	5	15	7	Dave Anderson	0	1	9
		8	Tip Mills	3			8	Stan Bradbury	1		
5	75.2	3	Reg Morgan	2	2	17	2	Gil Blake	3	4	13
		4	Sid Hipperson	0			3	Ken Adams	1		
6	76.6	1	Billy Bales	Sp	2	19	4	Les Jenkins	3	4	17
		6	Johnny White	2			6	Frank Evans	1		
7	76.6	3	Reg Morgan	3	4	23	1	Lindsay Mitchell	0	2	19
		5	Bill Carruthers	1			5	Ray Harris	2		
8	75.0	1	Billy Bales	3	4	27	1	Lindsay Mitchell	0	2	21
		5	Bill Carruthers	1			3	Ken Adams	2		
9	74.8	1	Billy Bales	3	4	31	2	Gil Blake	2	2	23
		3	Reg Morgan	1			6	Frank Evans	0		
10	77.6	2	Tip Mills	1	4	35	3	Ken Adams	2	2	25
		6	Johnny White	3			5	Ray Harris	0		
11	76.0	4	Stan Page	Sp	2	37	2	Gil Blake	Sp	3	28
		5	Bill Carruthers	2			4	Les Jenkins	3		
12	75.2	2	Tip Mills	1	3	40	1	Lindsay Mitchell	0	3	31
		3	Reg Morgan	2			4	Les Jenkins	3		
13	77.0	5	Bill Carruthers	1	3	43	2	Gil Blake	3	3	34
		6	Johnny White	2			5	Ray Harris	0		
14	78.0	7	Stan Page	1	4	47	7	Dave Anderson	Sp	2	36
		8	Tip Mills	3			8	Stan Bradbury	2		
15	76.2	1	Billy Bales	3	3	50	4	Les Jenkins	2	3	39
		4	Stan Page	0			5	Ray Harris	1		
16	77.4	2	Cliff Ladbroke	3	3	53	3	Ken Adams	2	3	42
		5	Bill Carruthers	Mf			6	Frank Evans	1		
17	76.8	4	Tip Mills	3	5	58	1	Lindsay Mitchell	1	1	43
		6	Johnny White	2			6	Frank Evans	0		
18	76.0	N	Billy Bales	3	3	61	N	Les Jenkins	1	3	46
		N	Reg Morgan	Mf			N	Ken Adams	2		

YARMOUTH	1	2	3	4	5	N	T	B
1 Billy Bales	3	0	3	3	3	3	15	
2 Cliff Ladbroke	0	1	1		3		4	1
3 Reg Morgan	3	2	3	1	2	0	11	
4 Sid Hipperson Captain	2	0					2	
5 Bill Carruthers	1	1	2	1	1	0	5	1
6 Johnny White	1	2	3	2	2	1	10	1
7 Stan Page	2	1	0	1	0		3	1
8 Tip Mills	3	1	1	1	3	3	11	1

HANLEY	1	2	3	4	5	N	T	B
1 Lindsay Mitchell	1	1	0	0	0	1	2	1
2 Gil Blake	2	3	2	0	3		3	
3 Ken Adams	2	1	2	2	2	2	11	
4 Les Jenkins Captain	0	3	3	3	2	1	12	1
5 Ray Harris	3	2	0	0	1	1	6	1
6 Frank Evans	0	1	0	1	1	0	2	1
7 Dave Anderson	0	0					0	
8 Stan Bradbury	1	2					3	

Event 2 Yarmouth Scratch Race
Cliff Ladbroke 78.4, Stan Page, Alec Hunter, Fred Brand

Event 3 Gorleston Scratch Race
Bill Codling 78.8, Fred Brand, John Fitzpatrick, Alec Hunter

Event 4 Caister Scratch Race
Tip Mills 78.0, Cliff Ladbroke, Bill Codling, Stan Page Mf

Aggregate Score Hanley 113 Yarmouth 101

Programme changes - Yarmouth Cliff Ladbroke for Bert Rawlinson & Tip Mills for Cliff Ladbroke.




Yarmouth Bloaters

101



Tip Mills - Yarmouth



Stoke Potters

113



Ken Adams - Stoke

YARMOUTH 50 TAMWORTH 34

Tuesday 14th June 1949

National League Division 3

Heat	YARMOUTH			Total		TAMWORTH			Total		
	Time	N	Rider	Pts	H	T	N	Rider	Pts	H	T
1 76.0	1	1	Bill Carruthers	2	5	5	1	Steve Langton	Sp	1	1
	2	2	Billy Bales	3			2	Peter Orpwood	1		
2 77.0	3	3	Sid Hipperson	0	1	6	3	Harry Saunders	2	5	6
	4	4	Tip Mills	1			4	Ray Beaumont	3		
3 76.4	5	5	Johnny White	1	1	7	5	Basil Harris	2	5	11
	6	6	Reg Morgan	Sp			6	Bill Dalton	3		
4 76.4	1	1	Bill Carruthers	3	5	12	7	Lionel Watling	1	1	12
	7	7	Cliff Ladbroke	2			4	Ray Beaumont	Sp		
5 77.2	3	3	Sid Hipperson	3	5	17	1	Steve Langton	0	1	13
	4	4	Tip Mills	2			2	Peter Orpwood	1		
6 76.2	5	5	Johnny White	2	3	20	3	Harry Saunders	3	3	16
	6	6	Reg Morgan	1			4	Ray Beaumont	0		
7 77.2	1	1	Bill Carruthers	3	3	23	5	Basil Harris	1	3	19
	2	2	Billy Bales	Sp			6	Bill Dalton	2		
8 78.0	3	3	Sid Hipperson	1	3	26	3	Harry Saunders	3	3	22
	8	8	Bert Rawlinson	2			8	Cecil Hookham	0		
9 78.8	5	5	Johnny White	2	5	31	1	<i>Lionel Watling</i>	1	1	23
	6	6	Reg Morgan	3			2	Peter Orpwood	0		
10 76.8	1	1	Bill Carruthers	2	3	34	3	Harry Saunders	3	3	26
	2	2	Billy Bales	1			4	Ray Beaumont	0		
11 76.4	3	3	Sid Hipperson	0	3	37	5	Basil Harris	1	3	29
	4	4	Tip Mills	3			6	Bill Dalton	2		
12 78.4	5	5	Johnny White	3	5	42	1	<i>Cecil Hookham</i>	0	1	30
	8	8	Bert Rawlinson	2			7	Lionel Watling	1		
13 77.0	7	7	Cliff Ladbroke	1	4	46	5	Basil Harris	2	2	32
	4	4	Tip Mills	3			8	Cecil Hookham	0		
14 75.6	2	2	Billy Bales	3	4	50	2	Peter Orpwood	0	2	34
	6	6	Reg Morgan	1			6	Bill Dalton	2		

Event 4 Stan Page for Billy Bales.

YARMOUTH		Score Chart					T	B
1	Bill Carruthers	2	1	3	3	2	10	1
2	Billy Bales	3	0	1	1	3	7	1
3	Sid Hipperson Captain	0	3	1	1	0	4	1
4	Tip Mills	1	2	1	3	3	9	1
5	Johnny White	1	2	2	1	3	8	1
6	Reg Morgan	0	1	1	3	1	5	1
7	Cliff Ladbroke	2	1	1			3	1
8	Bert Rawlinson	2	2	1			4	1

TAMWORTH		Score Chart					T	B
1	Steve Langton Captain	0	0				0	
2	Peter Orpwood	1	1	0	0		2	
3	Harry Saunders	2	1	3	3	3	11	1
4	Ray Beaumont	3	0	0	0		3	
5	Basil Harris	2	1	1	1	1	2	3
6	Bill Dalton	3	2	2	2		9	
7	Lionel Watling	1	1	1			3	
8	Cecil Hookham	0	0	0			0	

Event 2 Caister Scratch Race
Stan Page 77.6, Bert Rawlinson, Cliff Ladbroke, Fred Brand

Event 3 Tamworth Scratch Race
Bill Codling 79.0, L. Watling, Johnny Davies, C. Hookham

Event 4 Special Scratch Race
Winners and Fastest Second to Final

1 Johnny White 78.8, R. Beaumont 79.0, S. Page, Langton
2 H. Saunders 78.8, B. Rawlinson 79.2, Orpwood, Carruthers
3 Tip Mills 77.0, Reg Morgan 77.8, Basil Harris, B. Dalton

Event 7 Acle Scratch Race
Stan Page 78.6, Fred Brand, Bill Codling, Johnny Davies

Event 8 Special Scratch Race - Final
Tip Mills 77.0, Harry Saunders, Reg Morgan, Johnny White

Event 9 Filby Scratch Race
Fred Brand 80.2, Stan Page, Bill Codling, George Ackworth

RAYLEIGH 39 YARMOUTH 44

Saturday 18th June 1949

National League Division 3

Heat		RAYLEIGH			Total	YARMOUTH			Total	RAYLEIGH					Score Chart		T	B		
Time	N	Rider	Pts	H	T	N	Rider	Pts	H	T										
1	1	Ron Howes	0			1	Bill Carruthers	3			1	Ron Howes	0	0	0	0	0			
74.4	2	Vic Gooden	1	1	1	2	Billy Bales	2	5	5	2	Vic Gooden	1	2			1	4		
2	3	Percy Brine	3			3	Sid Hipperson	1			3	Percy Brine	3	0	2	1	0	5	1	
77.8	4	Jim Gregory	2	5	6	4	Tip Mills	0	1	6	4	Jim Gregory	2	1	1	2	3	8	1	
3	5	Pat Clarke	3			5	Johnny White	1			5	Pat Clarke	3	3	0		3	9		
75.2	6	Jack Unstead	0	3	9	6	Reg Morgan	2	3	9	6	Jack Unstead	0	2	1	3	0	5	1	
4	1	Ron Howes	0			7	Bert Rawlinson	1			7	Roy Uden	2	0				2		
76.6	7	Roy Uden	2	2	11	4	Tip Mills	3	4	13	8	Wally Mawdsley	3	2	1			6		
5	3	Percy Brine	Ex			1	Bill Carruthers	3			1	Bill Carruthers	3	3	2	2		10		
75.0	4	Jim Gregory	1	1	12	2	Billy Bales	2	5	18	2	Billy Bales	2	1	2	1	1	3	8	3
6	5	Pat Clarke	3			3	Sid Hipperson	1			3	Sid Hipperson	1	1	0		1	3		
76.0	6	Jack Unstead	2	5	17	4	Tip Mills	0	1	19	4	Tip Mills	0	3	0		3	6		
7	1	Ron Howes	0			5	Johnny White	1			5	Johnny White	1	1	1	3	2	7	1	
75.4	2	Vic Gooden	2	2	19	6	Reg Morgan	3	4	23	6	Reg Morgan	2	3	0		2	1	7	1
8	3	Percy Brine	2			3	Sid Hipperson	0			3	Sid Hipperson	0	0				1		
76.4	8	Wally Mawdsley	3	5	24	8	Stan Page	1	1	24	8	Stan Page	1	1	1			2	1	
9	5	Pat Clarke	0			1	Bill Carruthers	2			1	Bill Carruthers	2					3		
75.2	6	Jack Unstead	3	3	27	2	Billy Bales	1	3	27	2	Billy Bales	1					3		
10	1	Ron Howes	0			3	Sid Hipperson	1			3	Sid Hipperson	1					4		
77.2	2	Wally Mawdsley	2	2	29	4	Tip Mills	3	4	31	4	Tip Mills	3					4		
11	3	Percy Brine	Ex			5	Johnny White	3			5	Johnny White	3					3		
77.6	4	Jim Gregory	2	2	31	6	Reg Morgan	Sp	3	34	6	Reg Morgan	Sp					3		
12	5	Pat Clarke	3			1	Bill Carruthers	2			1	Bill Carruthers	2					2		
76.4	8	Wally Mawdsley	1	4	35	7	Bert Rawlinson	0	2	36	7	Bert Rawlinson	0					2		
13	7	Roy Uden	0			5	Johnny White	2			5	Johnny White	2					3		
77.4	4	Jim Gregory	3	3	38	8	Stan Page	1	3	39	8	Stan Page	1					3		
14	2	Vic Gooden	1			2	Billy Bales	3			2	Billy Bales	3					5		
75.6	6	Jack Unstead	Sp	1	39	6	Reg Morgan	2	5	44	6	Reg Morgan	2					5		

Event 15 & 16		Stairway to Stardom					3 Laps	
1	B. Rawlinson	57.8,	S. Page,	W. Mawdsley,	C. Mugford			
2	Harold Bull	60.0,	Allan Briggs,	Len Cooley,	Doug Ible	Sp		
Event 17 & 19		Garibaldi Scratch Race					3 Laps	
1	Billy Bales	56.4,	Bill Carruthers,	R. Morgan,	S. Hipperson			
2	Jack Unstead	57.4,	Vic Gooden,	Jim Gregory,	Ron Howes			
3	Pat Clarke	58.0,	Tip Mills,	Johnny White,	B. Blakeley			
Event 20		Stairway to Stardom - Final						
	Stan Page	58.4,	Bert Rawlinson,	Allen Briggs,	Harold Bull			
Event 21		Garibaldi Scratch Race - Final						
	Jack Unstead	57.4,	Billy Bales,	Pat Clarke,	Tip Mills			

YARMOUTH 66 OXFORD 17

Tuesday 21st June 1949

National League Division 3

Heat		YARMOUTH			Total		OXFORD			Total		YARMOUTH		Score Chart				T	B		
Time	N	Rider	Pts	H	T	N	Rider	Pts	H	T											
1	1	Tip Mills	3			1	Bill Kemp	Ex	2	2	1	Tip Mills	3	3	3	3		12			
76.2	2	Sid Hipperson	Sp	3	3	2	Frank Boyle	2			2	Sid Hipperson	0					0			
2	3	Reg Morgan	3			3	Alf Elliott	1			3	Reg Morgan	3	3	2	1	2	1	10	2	
77.0	4	Johnny White	2	5	8	4	Bert Croucher	0	1	3	4	Johnny White	2	1	2	1	3	3	10	2	
3	5	Bill Carruthers	3			5	Jim Coy	1			4	Billy Bales	2	1	2	1	2	1	3	9	3
76.8	6	Billy Bales	2	5	13	6	Alf Vicary	0	1	4	7	Stan Page	2	1	2	1	1		5	2	
4	1	Tip Mills	3			7	Jim Wright	0			5	Bert Rawlinson	3	2	1	1	2	1	8	2	
77.4	7	Stan Page	2	5	18	4	Bert Croucher	1	1	5	OXFORD		Score Chart				T	B			
5	3	Reg Morgan	3			1	Bill Kemp	0			1	Bill Kemp	0	0	0	0	0	0			
77.4	4	Johnny White	2	5	23	2	Frank Boyle	1	1	6	2	Frank Boyle	2	1	1	0	0	4			
6	5	Bill Carruthers	3			3	Alf Elliott	1			3	Alf Elliott	1	1	0	0	0	2			
77.0	6	Billy Bales	2	5	28	4	Bert Croucher	0	1	7	4	Bert Croucher	0	1	0	1	1	2			
7	1	Tip Mills	3			5	Jim Coy	1			5	Jim Coy	1	1	0	0	0	2			
79.2	2	Stan Page	2	5	33	6	Alf Vicary	0	1	8	6	Alf Vicary	0	0	1	1	1	2			
8	3	Reg Morgan	2			3	Alf Elliott	Mf	1		7	Jim Wright	0	2				2			
77.0	8	Bert Rawlinson	3	5	38	8	Cliff Ladbroke	1	1	9	8	Cliff Ladbroke	1	2				3			
9	5	Bill Carruthers	3			1	Bill Kemp	0			Event 2		Hopton Scratch Race								
76.4	6	Billy Bales	2	5	43	2	Frank Boyle	1	1	10	B. Codling 78.2, J. Davies, George Ackworth, Frank Thomas										
10	1	Tip Mills	3			3	Alf Elliott	0			Event 3		Walthamstow Pairs Competition								
77.8	2	Bert Rawlinson	2	5	48	4	Bert Croucher	1	1	11	Tip Mills 78.2, Cliff Ladbroke, Reg Reeves, Dick Geary										
11	3	Reg Morgan	2			5	Jim Coy	0			Event 4		Yarmouth Reserves Race								
78.2	4	Johnny White	3	5	53	6	Alf Vicary	1	1	12	Stan Page 77.8, Bert Rawlinson, Fred Brand, Cliff Ladbroke										
12	5	Bill Carruthers	3			1	Bill Kemp	0			Event 5		Oxford Scratch Race								
78.0	8	Bert Rawlinson	1	4	57	7	Jim Wright	2	2	14	Bill Kemp 79.2, Alf Elliott, Jim Coy, Bert Croucher										
13	7	Stan Page	1			5	Jim Coy	0			Event 6		Walthamstow Pairs Competition								
78.2	4	Johnny White	3	4	61	8	Cliff Ladbroke	2	2	16	Reg Morgan 77.8, Reg Reeves, Dick Geary, Johnny White										
14	2	Bert Rawlinson	2			2	Frank Boyle	0			Event 7		Norwich Reserves Race								
75.4	6	Billy Bales	3	5	66	6	Alf Vicary	1	1	17	Johnny Davies 78.0, C. Ladbroke, Fred Brand, Bill Codling										
Programme changes - Oxford Cliff Ladbroke (Yarmouth rider on loan) replaced Fred Vivian. Event 3 Cliff Ladbroke for Sid Hipperson. Event 8 Stan Page for Fred Vivian.											Event 8		Students Scratch Race								
											Jim Wright 81.0, Dennis Gray, Alf Vicary, Stan Page Mf										
											Event 9		Walthamstow Pairs Competition								
											Billy Bales 76.4, Bill Carruthers, Reg Reeves, Dick Geary										

YARMOUTH 59 EXETER 23

Tuesday 28th June 1949

National League Division 3

Heat	YARMOUTH			Total	EXETER			Total
	N	Rider	Pts		N	Rider	Pts	
1	1	Bill Carruthers	2	1	Hugh Geddes	0	1	1
72.6	2	Billy Bales	3	5	2	Arthur Pilgrim	1	
2	3	Stan Page	1	3	3	Goog Hoskins	Sp	3
77.0	4	Tip Mills	2	8	4	Norman Clay	3	4
3	5	Johnny White	1	4	5	Bronco Slade	Sp	2
75.4	6	Reg Morgan	3	12	6	Don Hardy	2	6
4	1	Bill Carruthers	3	4	7	John Myson	0	2
75.8	7	Cliff Ladbroke	1	16	4	Norman Clay	2	8
5	3	Stan Page	2	5	1	Hugh Geddes	Sp	1
76.4	4	Tip Mills	3	21	2	Arthur Pilgrim	1	9
6	5	Johnny White	1	4	3	Goog Hoskins	0	2
77.2	6	Reg Morgan	3	25	4	Norman Clay	2	11
7	1	Bill Carruthers	2	5	5	Bronco Slade	0	1
76.2	2	Billy Bales	3	30	6	Don Hardy	1	12
8	3	Stan Page	Mf	3	3	Goog Hoskins	2	2
77.2	8	Bert Rawlinson	3	33	8	Ed Williams	Ex	14
9	5	Johnny White	2	5	1	Hugh Geddes	0	1
75.6	6	Reg Morgan	3	38	2	Arthur Pilgrim	1	15
10	1	Bill Carruthers	2	5	3	Goog Hoskins	0	1
76.8	2	Billy Bales	3	43	4	Norman Clay	1	16
11	3	Stan Page	2	5	5	Bronco Slade	0	1
76.4	4	Tip Mills	3	48	6	Don Hardy	1	17
12	5	Johnny White	1	3	1	Hugh Geddes	3	3
76.8	8	Bert Rawlinson	2	51	7	John Myson	0	20
13	7	Cliff Ladbroke	2	5	5	Bronco Slade	0	1
76.0	4	Tip Mills	3	56	8	Ed Williams	1	21
14	2	Billy Bales	Sp	3	2	Arthur Pilgrim	2	2
78.0	6	Reg Morgan	3	59	6	Don Hardy	Sp	23

Programme changes: Yarmouth Page for Sid Hipperson & Ladbroke for Page, Event 2 George Ackworth for Fred Brand. Event 4 Page for Sid Hipperson. Goog Hoskins programmed as Jack Hoskins 7 Ed Williams as Eric Williams

YARMOUTH		Score Chart				T	B			
1	Bill Carruthers	2	1	3	2	1	2	1	9	3
2	Billy Bales	3	3	3	0				9	
3	Stan Page	1	1	2	1	0	2	1	5	3
4	Tip Mills	2	3	3	3				11	0
5	Johnny White	1	1	2	1	1	1	1	5	2
6	Reg Morgan Captain	3	3	3	3				12	
7	Cliff Ladbroke	1	2	1					3	1
8	Bert Rawlinson	3	2						5	

EXETER		Score Chart				T	B
1	Hugh Geddes	0	0	0	3		3
2	Arthur Pilgrim	1	1	1	2		5
3	Goog Hoskins	0	0	2	0		2
4	Norman Clay Captain	3	2	2	1		8
5	Bronco Slade	0	0	0	0		0
6	Don Hardy	2	1	1	0		4
7	John Myson	0	0				0
8	Ed Williams	0	1				1

Event 2 Yarmouth V Norwich Pairs
Fred Brand 77.4, Joe Rodwell, Bill Codling, George Acworth

Event 3 Reserves Scratch Race
C. Ladbroke 78.0, B. Rawlinson, J. Myson, E. Williams Sp

Event 4 Special Scratch Race
Winners and Fastest Second to Final

1 B. Carruthers 77.6, S. Page 77.8, Arthur Pilgrim, B. Slade
2 Billy Bales 76.8, J. White 77.8, D. Hardy, Goog Hoskins
3 Reg Morgan 74.8, Tip Mills 77.0, N. Clay, H. Geddes

Event 7 Caister Scratch Race
B. Rawlinson 77.0, Fred Brand, Stan Page, Cliff Ladbroke

Event 8 Special Scratch Race - Final
Billy Bales 76.4, Bill Carruthers, Tip Mills, Reg Morgan

Event 9 Yarmouth V Norwich Pairs
Fred Brand 79.8, Joe Rodwell, Bill Codling, Cliff Ladbroke

HASTINGS 51 YARMOUTH 30

Saturday 2nd July 1949

Challenge Match

Heat		HASTINGS			Total	YARMOUTH			Total	HASTINGS		Score Chart				T	B	
Time	N	Rider	Pts	H	T	N	Rider	Pts	H	T								
1	1	Ken Smith	2			1	Bill Carruthers	1			1	2	1	0	5	1		
76.2	2	Ken Middleditch	3	5	5	2	Billy Bales	Mf	1	1		3	3	3	0	9		
2	3	Buddy Fuller	3	4	9	3	Stan Page	0	2	3		1	0	2	1	4	1	
73.4	4	George Butler	1			4	Tip Mills	2				1	1	0	0	2	0	
3	5	Norman Street	1	4	13	5	Johnny White	2	2	5		3	3	3	12			
74.0	6	Jock Grierson	3			6	Reg Morgan	2				1	1	3		4	1	
4	1	Ken Smith	2	3	16	7	Cliff Ladbroke	0	3	8		1	2			3		
75.2	7	Harold McNaughton	1			4	Tip Mills	3			YARMOUTH		Score Chart				T	B
5	3	Buddy Fuller	3	3	19	1	Bill Carruthers	2	3	11	1	2	1	3	7	1		
72.0	4	George Butler	0			2	Billy Bales	1			2	1	2	0	3	1		
6	5	Norman Street	1	4	23	3	Stan Page	0	2	13	3	0	0	1	1			
73.8	6	Jock Grierson	3			4	Tip Mills	2			4	3	2	2	9			
7	1	Ken Smith	1	4	27	5	Johnny White	0	2	15	5	0	0	0	0			
74.2	2	Ken Middleditch	3			6	Reg Morgan	2			6	2	2	1	0	5		
8	3	Buddy Fuller	3	4	31	3	Stan Page	0	2	17	7	0	1		1			
75.0	8	Dan English	1			8	Bert Rawlinson	2			8	2	2			4		
9	5	Norman Street	0	3	34	1	Bill Carruthers	1	3	20	Event 15 & 16 Reserves Scratch Race							
73.8	6	Jock Grierson	3			2	Billy Bales	2			First & Second to Final							
10	1	Ken Smith	0	3	37	3	Stan Page	1	3	23	1	P. Mold, 77.4, Bob Sivyer, Harold Tapscott, H. Morris						
74.8	2	Ken Middleditch	3			4	Tip Mills	2			2	Dan English 76.2, Rawlinson, McNaughton, Page						
11	3	Buddy Fuller	3	5	42	5	Johnny White	0	1	24	Event 17 Reserves Scratch Race - Final							
74.4	4	George Butler	2			6	Reg Morgan	1			Rawlinson 77.0, Pete Mould, Dan English, Bob Sivyer							
12	5	Norman Street	0	2	44	1	Bill Carruthers	3	4	28	Event 18, 19, & 20 Hastings Carnival Scratch Race							
76.0	8	Dan English	2			7	Cliff Ladbroke	1			3 Winners and Fastest Second to Final							
13	7	Harold McNaughton	3	4	48	5	Johnny White	0	2	30	1	Morgan 76.4, Carruthers, K. Smith Nf, Middleditch Nf						
76.2	4	George Butler	1			8	Bert Rawlinson	2			2	J. Grierson 75.2, N. Street, Tip Mills, Johnny White						
14	2	Ken Middleditch	Sp	3	51	2	Billy Bales	Ex	3	33	3	B. Fuller 73.2, G. Butler Nf, Ladbroke Nf, B. Bales Sp						
74.2	6	Jock Grierson	3			6	Reg Morgan	Sp			Event 21 The Carnival Scratch Race Final							
											Jock Grierson 74.8, N. Street, R. Morgan, B. Fuller							
Programme changes - Page for Sid Hipperson & Ladbroke for Page. Event 1 - H. Morris for Ken Tidbury. Note Heat 13 Programme had error Butler (R) & McNaughton (B).																		

YARMOUTH 62 HASTINGS 22

Tuesday 5th July 1949

National League Division 3

Heat	YARMOUTH			Total	HASTINGS			Total				
	Time	N	Rider		Pts	H	T		N	Rider	Pts	H
1 77.0	1	1	Bill Carruthers	Mf	2	2	1	Norman Street	1	4	4	
	2	2	Bert Rawlinson				2	Jock Grierson	3			
2 78.2	3	3	Stan Page		2	5	7	3	Buddy Fuller	1	1	5
	4	4	Tip Mills		3			4	George Butler	0		
3 77.6	5	5	Johnny White		2	5	12	5	Ken Smith	0	1	6
	6	6	Reg Morgan		3			6	Ken Middleditch	1		
4 78.0	1	1	Bill Carruthers		3	5	17	7	Dan English	0	1	7
	7	7	Fred Brand		2			4	George Butler	1		
5 77.4	3	3	Stan Page		1	4	21	1	Norman Street	0	2	9
	4	4	Tip Mills		3			2	Jock Grierson	2		
6 78.8	5	5	Johnny White		3	5	26	3	Buddy Fuller	1	1	10
	6	6	Reg Morgan		2			4	George Butler	0		
7 77.4	1	1	Bill Carruthers		3	5	31	5	Ken Smith	Mf	1	11
	2	2	Bert Rawlinson		2			6	Ken Middleditch	1		
8 80.0	3	3	Stan Page		1	4	35	3	Buddy Fuller	0	2	13
	8	8	Cliff Ladbroke		3			8	Harold Tapscott	2		
9 78.0	5	5	Johnny White		0	3	38	1	Norman Street	1	3	16
	6	6	Reg Morgan		3			2	Jock Grierson	2		
10 78.6	1	1	Bill Carruthers		3	5	43	3	<i>Harold Tapscott</i>	1	1	17
	2	2	Bert Rawlinson		2			4	George Butler	0		
11 78.2	3	3	Stan Page		2	5	48	5	Ken Smith	0	1	18
	4	4	Tip Mills		3			6	Ken Middleditch	1		
12 80.2	5	5	Johnny White		2	5	53	1	Norman Street	1	1	19
	8	8	Cliff Ladbroke		3			7	Dan English	0		
13 78.0	7	7	Fred Brand		2	5	58	5	Ken Smith	Mf	1	20
	4	4	Tip Mills		3			8	Harold Tapscott	1		
14 77.8	2	2	Bert Rawlinson		1	4	62	2	Jock Grierson	2	2	22
	6	6	Reg Morgan		3			6	Ken Middleditch	0		

Programme changes - Yarmouth Rawlinson for Billy Bales. Page for Sid Hipperson. Brand for Page. Ladbroke for Rawlinson. Event 3 Rawlinson for Bales & Page for Hipperson. Note Event 3 Yarmouth Reserve Race cancelled.

YARMOUTH		Score Chart				T	B		
1	Bill Carruthers	0	3	3	3	9			
2	Bert Rawlinson	2	2	1	2	1	7	2	
3	Stan Page	2	1	1	1	2	1	6	2
4	Tip Mills	3	3	3	3	3	12		
5	Johnny White	2	1	3	0	2	1	7	2
6	Reg Morgan	Captain	3	2	1	3	3	11	1
7	Fred Brand		2	1	2	1		4	2
8	Cliff Ladbroke		3	3				6	

HASTINGS		Score Chart				T	B	
1	Norman Street	1	0	1	1	1	3	1
2	Jock Grierson	Captain	3	2	2	2	9	
3	Buddy Fuller		1	1	0		2	
4	George Butler		0	1	0	0	1	
5	Ken Smith		0	0	0	0	0	
6	Ken Middleditch		1	1	1	0	3	
7	Dan English		0	0			0	
8	Harold Tapscott		2	1	1		4	

Event 2 Yarmouth V Norwich Pairs
Fred Brand 77.8, C. Ladbroke, Bill Codling, Alec Hunter

Event 3 Special Scratch Race
Winners and Fastest Second to Final
1 B. Rawlinson 79.3, K. Middleditch 79.8, B. Fuller, Page
2 B. Carruthers 78.2, J. Grierson 78.8, J. White, G. Butler

Event 6 Yarmouth V Norwich Pairs
Fred Brand 78.8, C. Ladbroke, Bill Codling, Alec Hunter

Event 7 Special Scratch Race
3 Reg Morgan 77.8, T. Mills 79.0, Norman. Street, K. Smith

Event 8 Hastings Scratch Race
Bill Codling 78.8, Alec Hunter, H. Tapscott, D. English

Event 9 Special Scratch Race
Reg Morgan 77.2, B. Carruthers, J. Grierson, B. Rawlinson

YARMOUTH 63 LIVERPOOL 20

Tuesday 12th July 1949

National League Division 3

Heat	YARMOUTH			Total	LIVERPOOL			Total		
Time	N	Rider	Pts	H	T	N	Rider	Pts	H	T
1	1	Sid Hipperson	1	4	4	1	George Bason	0	2	2
76.8	2	Reg Morgan	3			2	Harry Welch	2		
2	3	Bill Carruthers	3	3	7	3	Fred Wills	1	3	5
79.0	4	Billy Bales	Sp			4	Charlie Oakes	2		
3	5	Johnny White	1	4	11	5	Alex Gray	2	2	7
76.4	6	Tip Mills	3			6	Doug Serrurier	0		
4	1	Sid Hipperson	3	5	16	7	Ernie Steers	0	1	8
78.2	7	Bert Rawlinson	2			4	Charlie Oakes	1		
5	3	Bill Carruthers	Ex	3	19	1	George Bason	2	2	10
75.2	4	Billy Bales	3			2	Harry Welch	Sp		
6	5	Johnny White	2	5	24	3	Fred Wills	1	1	11
78.6	6	Tip Mills	3			4	Charlie Oakes	Mf		
7	1	Sid Hipperson	1	4	28	5	Alex Gray	0	2	13
77.2	2	Reg Morgan	3			6	Doug Serrurier	2		
8	3	Bill Carruthers	2	5	33	3	Fred Wills	1	1	14
77.2	8	Stan Page	3			8	Angus Maguire	0		
9	5	Johnny White	2	5	38	1	George Bason	0	1	15
77.4	6	Tip Mills	3			2	Harry Welch	1		
10	1	Sid Hipperson	3	5	43	3	Fred Wills	1	1	16
78.0	2	Reg Morgan	2			4	Charlie Oakes	Mf		
11	3	Bill Carruthers	2	5	48	5	Alex Gray	Mf	1	17
75.0	4	Billy Bales	3			6	Doug Serrurier	1		
12	5	Johnny White	3	5	53	1	George Bason	1	1	18
78.4	8	Stan Page	2			7	Ernie Steers	0		
13	7	Bert Rawlinson	2	5	58	5	Alex Gray	1	1	19
77.2	4	Billy Bales	3			8	Angus Maguire	0		
14	2	Reg Morgan	2	5	63	2	Harry Welch	0	1	20
78.0	6	Tip Mills	3			6	Doug Serrurier	1		

Heat 2 Re-run Oakes Ex-Bales changed bikes-heat Re-run at end of programme with all 4.

Event 3 Ladbroke replaced Welch. Event 7 Rodwell for Oakes.

YARMOUTH		Score Chart				T	B
1	Sid Hipperson Captain	1	3	1	3	8	
2	Reg Morgan	3	3	2	2	10	2
3	Bill Carruthers	3	0	2	2	7	2
4	Billy Bales	0	3	3	3	9	
5	Johnny White	1	2	1	2	3	8
6	Tip Mills	3	3	3	3	12	
7	Bert Rawlinson	2	1	2	1	4	2
8	Stan Page	3	2	1		5	1

LIVERPOOL		Score Chart				T	B
1	George Bason	0	2	0	1	3	
2	Harry Welch Captain	2	0	1	0	3	
3	Fred Wills	1	1	1	1	4	1
4	Charlie Oakes	2	1	0	0	3	
5	Alex Gray	2	0	0	1	3	
6	Doug Serrurier	0	2	1	1	4	
7	Ernie Steers	0	0			0	
8	Angus Maguire	0	0			0	

Event 2 Belton Scratch Race
Alec Hunter 78.0, Fred Brand, Johnny Davies, Bill Codling

Event 3 Special Scratch Race
Winners and Fastest Second to Final
1 Carruthers 77.2, Ladbroke 78.6, Serrurier, T. Mills Mf
2 Billy Bales 76.4, J. White 77.6, S. Hipperson, Stan Page
3 Rawlinson 78.6, Morgan/Wills D/heat 79.0, G. Bason

Event 6 Caister Scratch Race
Fred Brand 78, Cliff Ladbroke, Eric Steers, Stan Page Spill

Event 7 Liverpool Scratch Race
Alex Gray 79.8, Bill Codling, Johnny Davies, Joe Rodwell

Event 8 Special Scratch Race - Final
Billy Bales 78.8, Bill Carruthers, Bert Rawlinson, J. White

Event 9 Northern Scratch Race
Cliff Ladbroke 78.8, Alec Hunter, Joe Rodwell, A. Maguire

OXFORD 43 YARMOUTH 41

Thursday 14th July 1949

National League Division 3

Heat		OXFORD			Total	YARMOUTH			Total	OXFORD		Score Chart				T	B	
Time	N	Rider	Pts	H	T	N	Rider	Pts	H	T	1	2	3	4	5	6		
1	1	Bert Croucher	1	4	4	1	Sid Hipperson	0	2	2	1	2	3	2		8		
73.4	2	Alf Viccary	3			2	Reg Morgan	2			3	2	1	1	1	3	9	2
2	3	Alf Elliott	0	1	5	3	Bill Carruthers	2	5	7	0	1	0				1	
72.4	4	Bill Kemp	1			4	Billy Bales	3			1	3	3	2	1		9	1
3	5	Frank Boyle	3	3	8	5	Johnny White	1	3	10	3	0	3	2			8	
73.2	6	Dennis Gray	0			6	Tip Mills	2			0	2	1	1			4	
4	1	Bert Croucher	2	2	10	7	Bert Rawlinson	1	4	14	0	0	3				3	
71.8	7	Jim Wright	0			4	Billy Bales	3			1	0					1	
5	3	Alf Elliott	1	4	14	1	Sid Hipperson	0	2	16	YARMOUTH						T	B
74.2	4	Bill Kemp	3			2	Reg Morgan	2			1	0	0				0	
6	5	Frank Boyle	0	2	16	3	Bill Carruthers	1	4	20	2	2	2	0			6	
73.4	6	Dennis Gray	2			4	Billy Bales	3			3	1	1	3	0		6	1
7	1	Bert Croucher	3	5	21	5	Johnny White	1	1	21	3	3	3	3			12	
73.0	2	Alf Viccary	2			6	Tip Mills	0			5	1	1	1	1	0	3	2
8	3	Alf Elliott	0	1	22	3	Bill Carruthers	3	5	26	2	0	2	2			6	
74.4	8	Oz Osbourne	1			8	Stan Page	2			7	3					4	
9	5	Frank Boyle	3	4	26	1	Sid Hipperson	0	2	28	8	1	1	1			4	1
74.0	6	Dennis Gray	1			2	Reg Morgan	2			15th Race Reserves Scratch Race							
10	1	Bert Croucher	2	3	29	3	Bill Carruthers	0	3	31	Bert Rawlinson 73.4, Jim Wright, Stan Page, Oz Osbourne							
73.0	2	Alf Viccary	1			4	Billy Bales	3			16th Race Prospective Candidates							
11	3	<i>Jim Wright</i>	0	3	32	5	Johnny White	1	3	34	Bill Kelly 77.6, Bill Reynolds, Ivor Davies, Peter Mold							
75.4	4	Bill Kemp	3			6	Tip Mills	2			17th Race Favourites Race							
12	5	Frank Boyle	2	2	34	1	<i>Stan Page</i>	1	4	38	Winners to Final							
74.0	8	Oz Osbourne	0			7	Bert Rawlinson	3			1 Billy Bales 72.2, Tip Mills, Bert Croucher, Bill Kemp							
13	7	Jim Wright	3	5	39	5	Johnny White	0	1	39	2 Bill Carruthers 74.6, D. Gray, Ernie Rawlins, Jim Coy							
74.0	4	Bill Kemp	2			8	Stan Page	1			3 Sid Hipperson 75.4, Frank Boyle, T. Moore, P. Mold							
14	2	Alf Viccary	3	4	43	2	Reg Morgan	0	2	41	4 Alf Viccary 73.0, Reg Morgan, Ivor Davies, J. White							
73.8	6	Dennis Gray	1			6	Tip Mills	2			21st Race Final							
Billy Bales 72.2, S. Hipperson, Al. Viccary, B. Carruthers																		

19th Race T. Moore replaced Alf Viccary.

YARMOUTH 44 HANLEY 38

Tuesday 19th July 1949

National League Division 3

Heat	YARMOUTH			Total	HANLEY			Total		
Time	N	Rider	Pts	H	T	N	Rider	Pts	H	T
1	1	Sid Hipperson	3	3	3	1	Ken Adams	2	2	2
76.2	2	Reg Morgan	Sp			2	Frank Evans	Sp		
2	3	Johnny White	0	3	6	3	Gil Blake	2	3	5
76.2	4	Tip Mills	3			4	Lindsay Mitchell	1		
3	5	Bill Carruthers	1	4	10	5	Les Jenkins	2	2	7
75.0	6	Billy Bales	3			6	Stan Bradbury	0		
4	1	Sid Hipperson	2	2	12	7	Brian Pritchard	Sp	3	10
81.0	7	Bert Rawlinson	Mf			4	Lindsay Mitchell	3		
5	3	Johnny White	1	4	16	1	Ken Adams	2	2	12
76.2	4	Tip Mills	3			2	Frank Evans	Mf		
6	5	Bill Carruthers	2	5	21	3	Gil Blake	1	1	13
74.8	6	Billy Bales	3			4	Lindsay Mitchell	0		
7	1	Sid Hipperson	2	3	24	5	Les Jenkins	3	3	16
76.4	2	Reg Morgan	1			6	Stan Bradbury	0		
8	3	Johnny White	3	3	27	3	Gil Blake	2	3	19
76.2	8	Stan Page	0			8	Johnny Fitzpatrick	1		
9	5	Bill Carruthers	1	4	31	1	Ken Adams	2	2	21
76.2	6	Billy Bales	3			2	Frank Evans	0		
10	1	Sid Hipperson	0	2	33	3	Gil Blake	1	4	25
77.6	2	Reg Morgan	2			4	Lindsay Mitchell	3		
11	3	Johnny White	1	3	36	5	Les Jenkins	3	3	28
75.4	4	Tip Mills	2			6	Stan Bradbury	0		
12	5	Bill Carruthers	2	2	38	1	Ken Adams	3	4	32
77.6	8	Stan Page	0			7	Brian Pritchard	1		
13	7	Bert Rawlinson	0	2	40	5	Les Jenkins	3	4	36
76.4	4	Tip Mills	2			8	Johnny Fitzpatrick	1		
14	2	Reg Morgan	1	4	44	2	Frank Evans	0	2	38
75.2	6	Billy Bales	3			6	Stan Bradbury	2		

Programme changes - Bradbury for Reg Harris & Pritchard for Bradbury.

Event 3 Ladbroke for Rogers & Brand for Bradbury. Event 6 Bradbury for Harris.

YARMOUTH		Score Chart				T	B
1	Sid Hipperson Captain	3	2	2	0	7	
2	Reg Morgan	0	1	1	2	1	4 1
3	Johnny White	0	1	3	3	1	1 5 1
4	Tip Mills	3	3	2	2	2	10
5	Bill Carruthers	1	2	1	1	2	6 1
6	Billy Bales	3	3	3	3	3	12
7	Bert Rawlinson	0	0				0
8	Stan Page	0	0				0

HANLEY		Score Chart				T	B
1	Ken Adams	2	2	2	3	9	
2	Frank Evans	0	0	0	0	0	0
3	Gil Blake	2	1	2	1	6	
4	Lindsay Mitchell	1	1	3	0	3	7 1
5	Les Jenkins Captain	2	3	3	3	11	
6	Stan Bradbury	0	0	0	2	2	
7	Brian Pritchard	0	1			1	
8	Johnny Fitzpatrick	1	1	1		2	1

Event 2 Caister Scratch Race
F. Brand 77.0, B. Rawlinson, C. Ladbroke Mf, S. Page Ex

Event 3 Acle Scratch Race
F. Brand 78.0, J. Fitzpatrick, C. Ladbroke, Bill Codling Sp

Event 4 Tommy Smith's Bradwell Scratch Race
Winners and Fastest Second to Final

1 B. Bales 74.0, K. Adams 76.8, G. Blake, Hipperson
2 J. White 77.0, Reg Morgan 77.2, Les Jenkins, F. Evans
3 L. Mitchell 78.0, T. Mills 78.2, Carruthers, Bradbury

Event 7 Norwich v Yarmouth Pairs Race
Fred Brand 77.4, Fred Rogers, Bill Codling, C. Ladbroke

Tommy Smith's Bradwell Scratch Race Final
Billy Bales 75.4, Reg Morgan, L. Mitchell, Johnny White
Note Reg Harris who was replaced - Error (Ray Harris)

YARMOUTH 66 HULL 18

Thursday 21st July 1949

National League Division 3

Heat	YARMOUTH			Total		HULL			Total		
	Time	N	Rider	Pts	H	T	N	Rider	Pts	H	T
1	1	1	Bill Carruthers	Sp	3	3	1	George Craig	1	3	3
73.8	2	2	Billy Bales	3			2	Mick Mitchell	2		
2	3	3	Tip Mills	3	5	8	3	Norman Johnson	0	1	4
78.4	4	4	Johnny White	2			4	Alf Webster	1		
3	5	5	Bert Rawlinson	2	5	13	5	Johnny Green	0	1	5
76.6	6	6	Reg Morgan	3			6	Bob Baker	1		
4	1	1	Bill Carruthers	3	5	18	7	Jack Watts	1	1	6
78.0	7	7	Sid Hipperson	2			4	Alf Webster	Mf		
5	3	3	Tip Mills	3	5	23	1	George Craig	1	1	7
78.8	4	4	Johnny White	2			2	Mick Mitchell	0		
6	5	5	Bert Rawlinson	2	5	28	3	Norman Johnson	0	1	8
79.6	6	6	Reg Morgan	3			4	Alf Webster	1		
7	1	1	Bill Carruthers	2	5	33	5	Johnny Green	0	1	9
75.6	2	2	Billy Bales	3			6	Bob Baker	1		
8	3	3	Tip Mills	3	5	38	3	Norman Johnson	1	1	10
81.4	8	8	Stan Page	2			8	Ken Allick	0		
9	5	5	Bert Rawlinson	1	4	42	1	George Craig	0	2	12
76.8	6	6	Reg Morgan	3			2	Mick Mitchell	2		
10	1	1	Bill Carruthers	2	5	47	3	Norman Johnson	0	1	13
76.2	2	2	Billy Bales	3			4	Alf Webster	1		
11	3	3	Tip Mills	3	4	51	5	Johnny Green	0	2	15
78.8	4	4	Johnny White	1			6	Bob Baker	2		
12	5	5	Bert Rawlinson	3	5	56	1	George Craig	1	1	16
78.0	8	8	Stan Page	2			7	Jack Watts	0		
13	7	7	Sid Hipperson	3	5	61	5	Johnny Green	1	1	17
76.4	4	4	Johnny White	2			8	Ken Allick	0		
14	2	2	Billy Bales	3	5	66	2	Mick Mitchell	1	1	18
75.2	6	6	Reg Morgan	2			6	Bob Baker	0		

Event 2 Hipperson for Cliff Ladbroke. Event 9 Davies for Ladbroke.

YARMOUTH		Score Chart				T	B		
1	Bill Carruthers	0	3	2	1	2	1	7	2
2	Billy Bales	3	3	3	3			12	
3	Tip Mills	3	3	3	3			12	
4	Johnny White	2	1	2	1	1	2	1	7
5	Bert Rawlinson	2	1	2	1	1	3		8
6	Reg Morgan	3	3	3	3	2	1	11	1
7	Sid Hipperson	Captain	2	1	3				5
8	Stan Page		2	1	2	1			4

HULL		Score Chart				T	B		
1	George Craig	1	1	1	0	1		3	1
2	Mick Mitchell	Captain	2	0	2	1			5
3	Norman Johnson		0	0	1	0			1
4	Alf Webster		1	0	1	1			3
5	Johnny Green		0	0	0	1			1
6	Bob Baker		1	1	2	0			4
7	Jack Watts		1	0					1
8	Ken Allick		0	0					0

Event 2 Norwich Scratch Race
F. Brand 77.0, S. Hipperson, Bill Codling, Johnny Davies

Event 3 Special Scratch Race
Winners and fastest Second to final
1 R. Morgan 78.2, G. Craig 81.2, Webster, Carruthers Sp
2 Billy Bales 77.2, J. White 79.4, M. Mitchell, J. Green
3 B. Rawlinson 77.4, T. Mills 77.6, Bob Baker, Johnson

Event 6 Yarmouth Reserves Race
Sid Hipperson 77.6, F. Brand, Cliff Ladbroke, Stan Page

Event 7 Northern Scratch Race
Bill Codling 79.4, Johnny Davies, Jack Watts, Ken Allick

Event 8 Special Scratch Race - Final
Billy Bales 75.4, Tip Mills, Reg Morgan, Bert Rawlinson

Event 9 Caister Scratch Race
Fred Brand 78.2, Sid Hipperson, S. Page, Johnny Davies

HANLEY 44 YARMOUTH 40

Saturday 23 July 1949

National League Division 3

Heat		HANLEY			Total		YARMOUTH			Total		HANLEY		Score Chart				T	B	
Time	N	Rider	Pts	H	T	N	Rider	Pts	H	T										
1	1	Ken Adams	2	2	2	1	Bill Carruthers	1	4	4	1	Ken Adams	2	3	2	3	10			
72.8	2	Stan Bradbury	0			2	Billy Bales	3			2	Stan Bradbury	0	1	1	0	2	1		
2	3	Gil Blake	Ex	3	5	3	Johnny White	1	3	7	3	Gil Blake	0	3	3	3	9			
76.4	4	Lindsay Mitchell	3			4	Tip Mills	2			4	Lindsay Mitchell	3	2	1	2	1	2	9	2
3	5	Les Jenkins	3	3	8	5	Sid Hipperson	2	3	10	5	Les Jenkins	3	3	3	3	12			
74.2	6	Frank Evans	0			6	Reg Morgan	1			6	Frank Evans	0		0		0			
4	1	Ken Adams	3	3	11	7	Bert Rawlinson	1	3	13	7	Brian Pritchett	0	1	1		2	1		
75.4	7	Brian Pritchett	Ex			4	Tip Mills	2			8	Johnny Fitzpatrick	0	0	0		0			
5	3	Gil Blake	3	5	16	1	Bill Carruthers	1	1	14	YARMOUTH		Score Chart				T	B		
76.6	4	Lindsay Mitchell	2			2	Billy Bales	Ex			1	Bill Carruthers	1	1	2	1	1	5	1	
6	5	Les Jenkins	3	3	19	3	Johnny White	1	3	17	2	Billy Bales	3	0	1	1	3	7	1	
74.8	6	Johnny Fitzpatrick	Sp			4	Tip Mills	2			3	Johnny White	1	1	1	1	0	3	3	
7	1	Ken Adams	2	3	22	5	Sid Hipperson	0	3	20	4	Tip Mills	2	2	2	2	8			
75.8	2	Stan Bradbury	1			6	Reg Morgan	3			5	Sid Hipperson	2	0	1	3	6			
8	3	Gil Blake	3	3	25	3	Johnny White	1	3	23	6	Reg Morgan	1	1	3	0	2	1	6	2
75.8	8	Johnny Fitzpatrick	0			8	Stan Page	2			7	Bert Rawlinson	1	1	2			3	1	
9	5	Les Jenkins	3	3	28	1	Bill Carruthers	2	3	26	8	Stan Page	2	0				2		
75.4	6	Frank Evans	0			2	Billy Bales	1			Event 2		The Caister Scurry							
10	1	Ken Adams	3	4	32	3	Johnny White	Ex	2	28	Winner to Heat 3 Second to Heat 4									
75.4	2	Stan Bradbury	1			4	Tip Mills	2			Bert Rawlinson 76.4, Dave. Anderson, Stan Page, C.Fisher									
11	3	Gil Blake	3	5	37	5	Sid Hipperson	1	1	29	Event 3		The Bloaters Scurry							
76.6	4	Lindsay Mitchell	2			6	Reg Morgan	Ex			Winners to Final									
12	5	Les Jenkins	3	3	40	1	Bill Carruthers	1	3	32	1 L. Jenkins 74.8, S. Bradbury, B. Bales, J. White Mf									
76.4	8	Johnny Fitzpatrick	Ex			7	Bert Rawlinson	2			2 Ken Adams 77.6, Tip Mills, B. Pritchard, R. Morgan									
13	7	Brian Pritchett	1	3	43	5	Sid Hipperson	3	3	35	3 Gil Blake 76.8, B. Rawlinson, F. Evans, B. Carruthers									
76.4	4	Lindsay Mitchell	2			8	Stan Page	0			4 L. Mitchell 77.4, Hipperson, Anderson, Fitzpatrick Sp									
14	2	Stan Bradbury	Sp	1	44	2	Billy Bales	3	5	40	Final		The Bloaters Scurry							
77.6	6	Brian Pritchett	1			6	Reg Morgan	2			L. Jenkins 76.8, Gil Blake, Ken Adams, L. Mitchell Spill									

YARMOUTH 41 PLYMOUTH 43

Tuesday 26th July 1949

National League Division 3

Heat	YARMOUTH				PLYMOUTH				Total	
	N	Rider	Pts	H	T	N	Rider	Pts	H	T
1 76.0	1	Bill Carruthers	2			1	Pete Robinson	3	4	4
	2	Billy Bales	Mf	2	2	2	Johnny Bradford	1		
2 77.2	3	Tip Mills	2	3	5	3	Len Read	3	3	7
	4	Johnny White	1			4	Alan Smith	0		
3 77.4	5	Bert Rawlinson	1	4	9	5	George Wall	0	2	9
	6	Reg Morgan	3			6	Pete Lansdale	2		
4 80.0	1	Bill Carruthers	1	3	12	7	Toby Boshoff	Sp	3	12
	7	Sid Hipperson	2			4	Alan Smith	3		
5 77.2	3	Tip Mills	2	3	15	1	Pete Robinson	3	3	15
	4	Johnny White	1			2	Johnny Bradford	0		
6 77.6	5	Bert Rawlinson	1	4	19	3	Len Read	2	2	17
	6	Reg Morgan	3			4	Alan Smith	Mf		
7 78.8	1	Bill Carruthers	1	1	20	5	George Wall	2	5	22
	2	Billy Bales	Sp			6	Pete Lansdale	3		
8 78.0	3	Tip Mills	2	3	23	3	Len Read	3	3	25
	8	Fred Brand	1			8	Bob Wigg	0		
9 76.0	5	Bert Rawlinson	1	4	27	1	Pete Robinson	2	2	27
	6	Reg Morgan	3			2	Johnny Bradford	0		
10 77.8	1	Bill Carruthers	1	4	31	3	Len Read	2	2	29
	2	Billy Bales	3			4	Alan Smith	Sp		
11 77.4	3	Tip Mills	Sp	2	33	5	George Wall	1	4	33
	4	Johnny White	2			6	Pete Lansdale	3		
12 77.2	5	Bert Rawlinson	2	3	36	1	Pete Robinson	3	3	36
	8	Fred Brand	1			7	Toby Boshoff	0		
13 79.4	7	Sid Hipperson	2	2	38	5	George Wall	3	4	40
	4	Johnny White	Sp			8	Bob Wigg	1		
14 77.2	2	Billy Bales	1	3	41	2	Johnny Bradford	0	3	43
	6	Reg Morgan	2			6	Pete Lansdale	3		

Programme changes - Plymouth Toby Boshoff for Bonney Waddell

Event 2 Boshoff for Alec Hunter. Event 4 White for Hunter.

Note Special Scratch Race Heats 2 & 3 = Events 5 & 6.

YARMOUTH		Score Chart				T	B
1	Bill Carruthers	2	1	1	1	1	5 1
2	Billy Bales	0	0	3	1	1	4 1
3	Tip Mills	2	2	2	0		6
4	Johnny White	1	1	1	2	0	4 2
5	Bert Rawlinson	1	1	1	2	2	5
6	Reg Morgan	3	3	3	2		11
7	Sid Hipperson Captain	2	2				4
8	Fred Brand	1	1	1	1		2 2

PLYMOUTH		Score Chart				T	B
1	Pete Robinson Captain	3	3	2	3	11	
2	Johnny Bradford	1	0	0	0	1	
3	Len Read	3	2	3	2	10	
4	Alan Smith	0	3	0	0	3	
5	George Wall	0	2	1	1	3	6 1
6	Pete Lansdale	2	3	3	3	11	
7	Toby Boshoff	0	0			0	
8	Bob Wigg	0	1			1	

Event 2 Norwich Scratch Race

Stan Page 79.2, T. Boshoff, Syd Littlewood, Bill Codling

Event 3 Special Scratch Race

Winners and Fastest Second to Final

- 1 P. Robinson 77.0, B. Bales 79.0, J. Bradford, Hipperson
- 2 Reg Morgan 77.4, Len Read 79.0, B. Rawlinson, A. Smith
- 3 P. Lansdale 78.4, T. Mills 78.8, George Wall, Carruthers Mf

Event 4 Yarmouth Scratch Race

White 79.8, S. Littlewood, Bill Codling Sp, Bob Wigg Mf

Event 5 Beccles Scratch Race

Johnny White 79.2, Fred Brand, Stan Page, Sid Hipperson

Event 8 Acle Scratch Race

Johnny White 79.2, Stan Page, Fred Brand, Sid Hipperson

Event 9 Special Scratch Race - Final

P. Lansdale 77.2, Tip Mills, Reg Morgan, Peter Robinson

HALIFAX 37 YARMOUTH 44

Wednesday 27th July 1949

National League Division 3

Heat	HALIFAX			Total		YARMOUTH			Total		HALIFAX				Score Chart				T	B			
	Time	N	Rider	Pts	H	T	N	Rider	Pts	H	T	1	2	3	4	5	6	7	8				
1 70.8	1	Jack Hughes	1	3	3	1	Bill Carruthers	0	3	3		1	1	1	0	1			3	1			
	2	Arthur Forrest	2			2	Billy Bales	3															
2 74.4	3	Jack Dawson	Sp	2	5	3	Tip Mills	3	4	7		2	2	3	0	7							
	4	Bill Crosland				4	Fred Brand	1															
3 72.8	5	Al Allison		2	5	10	5	Bert Rawlinson	1	1	8		2	1	2	3	7	1					
	6	Dick Seers		3			6	Reg Morgan	0				3	3	1	1	0	7	1				
4 74.4	1	Jack Hughes		1	4	14	7	Sid Hipperson	0	2	10		3	0	1								
	7	Ken Brown		3			4	Fred Brand	2														
5 70.8	3	Jack Dawson		1	3	17	1	Bill Carruthers	0	3	13		1	2	3	2							
	4	Bill Crosland		2			2	Billy Bales	3														
6 73.6	5	Al Allison	Ex	3	3	20	3	Tip Mills	2	3	16		3	2	3	2	10						
	6	Dick Seers		3			4	Fred Brand	1				1	2	1	1	0	4	1				
7 72.8	1	Jack Hughes		0	3	23	5	Bert Rawlinson	1	3	19		1	1	2	3	7	1					
	2	Arthur Forrest		3			6	Reg Morgan	2				0	2	1	1	2	1	5	2			
8 75.0	3	Jack Dawson	Mf	0	23		3	Tip Mills	3	5	24		0	0									
	8	Jerk Smith	Mf				8	Johnny White	2				2	1	2	1							
9 71.6	5	Al Allison		2	3	26	1	Bill Carruthers	0	3	27												
	6	Dick Seers		1			2	Billy Bales	3														
10 71.8	1	Jack Hughes		1	4	30	3	Tip Mills	2	2	29												
	2	Arthur Forrest		3			4	Fred Brand	0														
11 74.6	3	Jack Dawson		0	3	33	5	Bert Rawlinson	2	3	32												
	4	Bill Crosland		3			6	Reg Morgan	1														
12 72.6	5	Al Allison		3	3	36	1	Bill Carruthers	2	2	34												
	8	<i>Ken Brown</i>	Mf				7	Sid Hipperson	Mf														
13 74.8	7	Ken Brown		1	1	37	5	Bert Rawlinson	3	5	39												
	4	Bill Crosland	Ex				8	Johnny White	2														
14 71.4	2	Arthur Forrest	Mf	0	37		2	Billy Bales	3	5	44												
	6	Dick Seers	Mf				6	Reg Morgan	2														

Programme changes - Halifax Jack Hughes for Jock Shead, Ken Brown for Jack Hughes. Heat 3 Brown for Shead. Reserves Race White for Shead.

HALIFAX		Score Chart				T	B	
1	Jack Hughes	1	1	1	0	1	3	1
2	Arthur Forrest	2	3	3	0		8	
3	Jack Dawson	0	1	1	0	0	1	1
4	Bill Crosland Captain	2	2	3	0	7		
5	Al Allison	2	1	2	2	3	7	1
6	Dick Seers	3	3	1	1	0	7	1
7	Ken Brown	3	0	1			4	
8	Jerk Smith	0					0	
YARMOUTH		Score Chart				T	B	
1	Bill Carruthers	0	0	0	2	2		
2	Billy Bales	3	3	3	3	12		
3	Tip Mills	3	2	3	2	10		
4	Fred Brand	1	2	1	1	0	4	1
5	Bert Rawlinson	1	1	1	2	3	7	1
6	Reg Morgan	0	2	1	1	2	1	5
7	Sid Hipperson	0	0				0	
8	Johnny White	2	1	2	1		4	2
Search for Talent Race								
Ray Johnson 75.4, Ken Brown, Allan Sutcliffe, Ron Wilde								
Stadium Scratch Race								
Heat Winners to Final								
1	Rawlinson 75.2, S. Hipperson, Allison Sp, Jerk Smith Sp							
2	Billy Bales 72.4, Dick Seers, Jack Hughes, Johnny White							
3	Bill Carruthers 74.2, J. Dawson, F. Brand, Ken Brown Mf							
4	A. Forrest 74.4, Tip Mills, Reg Morgan, Bill Crosland Mf							
Reserves Race								
Jack Hughes 74.4, Ray Johnson, Johnny White, Martin								
Stadium Scratch Race - Final								
Arthur Forrest 70.6, Billy Bales, B. Rawlinson, Carruthers								

TAMWORTH 50 YARMOUTH 34

Saturday 30th July 1949

National League Division 3

Heat	TAMWORTH				Total	YARMOUTH				Total	TAMWORTH		Score Chart				T	B					
Time	N	Rider	Pts	H	T	N	Rider	Pts	H	T													
1	1	Steve Langton	2		5	5	1	Sid Hipperson	0	1	1	1	Steve Langton	Captain	2	1	2	1	1	2	7	2	
72.6	2	Peter Orpwood	3				2	Reg Morgan	1				2	Peter Orpwood	3	2	0	2	1	7	1		
2	3	Harry Saunders	3		3	8	3	Bill Carruthers	1	3	4		3	Harry Saunders	3	3	3	3		12			
72.8	4	Ray Beaumont	0				4	Billy Bales	2				4	Ray Beaumont	0	1	0	1		2			
3	5	Basil Harris	2		3	11	5	Johnny White	Sp	3	7		5	Basil Harris	1	1	1	3	3	8	1		
74.2	6	Basil Dalton	1				6	Tip Mills	3				6	Basil Dalton	1	1	3			4	1		
4	1	Steve Langton	2		3	14	7	Bert Rawlinson	0	3	10		7	Lionel Watling	1	3				4			
72.6	7	Lionel Watling	1				4	Billy Bales	3				4	Lionel Watling	1	3				4			
5	3	Harry Saunders	3		4	18	1	Sid Hipperson	2	2	12		1	Harry Saunders	3	2	1	0		3			
74.4	4	Ray Beaumont	1				2	Reg Morgan	0				2	Ray Beaumont	1	0	0	0		1			
6	5	Basil Harris	0		1	19	3	Bill Carruthers	2	5	17		3	Bill Carruthers	1	1	2	1	2	1	6	2	
72.6	6	Basil Dalton	1				4	Billy Bales	3				4	Basil Dalton	1	3	3	3		11			
7	1	Steve Langton	1		3	22	5	Johnny White	0	3	20		5	Johnny White	0	0	1	1	0	1	1		
74.0	2	Peter Orpwood	2				6	Tip Mills	3				6	Tip Mills	3	3	2	1		9			
8	3	Harry Saunders	3		4	26	3	Bill Carruthers	2	2	22		3	Harry Saunders	3	1				1			
74.4	8	Cyril Hookham	1				8	Stan Page	0				8	Cyril Hookham	1	2				2			
9	5	Basil Harris	2		5	31	1	Sid Hipperson	1	1	23		1	Basil Harris	2								
74.8	6	Basil Dalton	3				2	Reg Morgan	0				2	Basil Dalton	3								
10	1	Steve Langton	2		2	33	3	Bill Carruthers	1	4	27		3	Steve Langton	2	1	2	1	0	3			
72.4	2	Peter Orpwood	Mf				4	Billy Bales	3				4	Peter Orpwood	Mf	0	0	0	0	1			
11	3	Harry Saunders	3		3	36	5	Johnny White	1	3	30		5	Harry Saunders	3	3	3	3					
73.2	4	Ray Beaumont	0				6	Tip Mills	2				6	Ray Beaumont	0	3	3	3		11			
12	5	Basil Harris	2		5	41	1	Sid Hipperson	0	1	31		1	Basil Harris	2	3	3	3					
73.4	8	Cyril Hookham	3				7	Bert Rawlinson	1				7	Cyril Hookham	3	1							
13	7	Lionel Watling	3		4	45	5	Johnny White	0	2	33		5	Lionel Watling	3	0	1	1	0	1			
74.8	4	Ray Beaumont	1				8	Stan Page	2				8	Ray Beaumont	1	2				3			
14	2	Peter Orpwood	2		5	50	2	Reg Morgan	0	1	34		2	Peter Orpwood	2	0							
74.8	6	Basil Dalton	3				6	Tip Mills	1				6	Basil Dalton	3	1							

YARMOUTH		Score Chart				T	B
1	Sid Hipperson	Captain	0	2	1	0	3
2	Reg Morgan		1	0	0	0	1
3	Bill Carruthers		1	1	2	1	6
4	Billy Bales		2	3	3	3	11
5	Johnny White		0	0	1	1	0
6	Tip Mills		3	3	2	1	9
7	Bert Rawlinson		0	1			1
8	Stan Page		0	2			2

Mile Oak Scratch Race	
First & Second of Final	
1	C. Hookham 74.4, L. Watling, Bert Rawlinson, Stan Page
2	Les Godwin 76.6, B. Pickering, John Medlock, B. Green

Mile Oak Scratch Race - Final	
1	C. Hookham 74.6, L. Watling, Les Godwin, Barry Pickering

Ashby-De-La-Zouch Scratch Race	
1	Bill Dalton 74.6, B. Bales 75.4, L. Beaumont, J. White
2	S. Langton 75.0, P. Orpwood 75.6, Morgan, Hipperson
3	H. Saunders 75.2, B. Carruthers 75.8, T. Mills, B. Harris

Final	
Heat Winners & Fastest Second	
1	Bill Dalton 74.6, S. Langton, Harry Saunders, Billy Bales

EXETER 53 YARMOUTH 31

Monday August 1st 1949

National League Division 3

Heat	EXETER			Total		YARMOUTH			Total		
	Time	N	Rider	Pts	H	T	N	Rider	Pts	H	T
1	76.6	1	Vic Gent	0	2	2	1	Bill Carruthers	1	4	4
		2	Don Hardy	2			2	Billy Bales	3		
2	78.4	3	Hugh Geddes	2	5	7	3	Tip Mills	1	1	5
		4	Arthur Pilgrim	3			4	Fred Brand	0		
3	79.2	5	Stan Lanfear	Mf	3	10	5	Bert Rawlinson	2	3	8
		6	Norman Clay	3			6	Reg Morgan	1		
4	81.2	1	Vic Gent	2	5	15	7	Joe Rodwell	0	1	9
		7	Johnny Myson	3			4	Fred Brand	1		
5	77.0	3	Hugh Geddes	2	3	18	1	Bill Carruthers	0	3	12
		4	Arthur Pilgrim	1			2	Billy Bales	3		
6	78.4	5	Stan Lanfear	2	5	23	3	Tip Mills	1	1	13
		6	Norman Clay	3			4	Fred Brand	0		
7	79.8	1	Vic Gent	1	4	27	5	Bert Rawlinson	2	2	15
		2	Don Hardy	3			6	Reg Morgan	0		
8	80.4	3	Hugh Geddes	Mf	3	30	3	Tip Mills	2	3	18
		8	Bronco Slade	3			8	Stan Page	1		
9	77.8	5	Stan Lanfear	0	3	33	1	Bill Carruthers	1	3	21
		6	Norman Clay	3			2	Billy Bales	2		
10	80.2	1	Vic Gent	2	5	38	3	Tip Mills	Mf	1	22
		2	Don Hardy	3			4	Fred Brand	1		
11	80.4	3	Hugh Geddes	2	5	43	5	Bert Rawlinson	1	1	23
		4	Arthur Pilgrim	3			6	Reg Morgan	0		
12	80.0	5	Stan Lanfear	Mf	3	46	1	Bill Carruthers	2	3	26
		8	Bronco Slade	3			7	Joe Rodwell	1		
13	81.2	7	Johnny Myson	3	3	49	5	Bert Rawlinson	2	3	29
		4	Arthur Pilgrim	Mf			8	Stan Page	1		
14	78.6	2	Don Hardy	1	4	53	2	Billy Bales	2	2	31
		6	Norman Clay	3			6	Reg Morgan	0		

EXETER		Score Chart				T	B		
1	Vic Gent	0	2	1	1	2	1	5	2
2	Don Hardy	2	3	3	3	1		9	
3	Hugh Geddes	2	1	2	0	2	1	6	2
4	Arthur Pilgrim	Captain	3	1	1	3	0	7	1
5	Stan Lanfear		0	2	1	0	0	2	1
6	Norman Clay		3	3	3	3		12	
7	Johnny Myson		3	3				6	
8	Bronco Slade		3	3				6	

YARMOUTH		Score Chart				T	B	
1	Bill Carruthers	1	0	1	1	2	4	1
2	Billy Bales	3	3	2	2		10	
3	Tip Mills	1	1	2	0		4	
4	Fred Brand	0	1	0	1		2	
5	Bert Rawlinson	2	2	1	2		7	
6	Reg Morgan	1	1	0	0	0	1	1
7	Joe Rodwell	0	1	1			1	1
8	Stan Page	1	1	1	1		2	2

The Devon Scratch Race

Heat Winners to Final

1	H. Geddes 80.6, B. Carruthers, S. Lanfear, B. Rawlinson Mf
2	Arthur Pilgrim 82.8, Vic Gent, Tip Mills, Joe Rodwell
3	Bronco Slade 82.2, J. Rodwell, F. Brand, Johnny Myson Sp
4	Norman Clay 78.2, Don Hardy, Reg Morgan, Ed Williams

The "Keep Going" Race

Jim Hancox 84.6, Ed Williams, Goog Hoskins Sp, R. Russell Sp

The Devon Scratch Race - Final

Norman Clay, Arthur Pilgrim, Hugh Geddes, Bronco Slade

Programme changes

Fred Brand for Sid Hipperson & Joe Rodwell for Fred Brand

YARMOUTH GO DOWN AGAIN

BALES THRILL LARGE EXETER CROWD

Yarmouth, the present leaders of Division 3, found last season's champions on top form, and the Norfolk team were beaten for the second time in three days and the third time in a week, by 53-31

One of the largest crowds seen at the Exeter County Ground for several weeks, attracted by the reputation of the Yarmouth star, Billy Bales were not disappointed. The diminutive Bales electrified the crowd by completing the first heat in 76.6 seconds. His time was only 1.5 seconds more than the track record established by Cyril Roger at Exeter in June 1948. Completing the first lap of the last heat in 20.2 seconds Bales smashed the one-lap clutch start record of 20.6 seconds, also established by Cyril Roger in June 1948.

The final heat provided another great thrill for the crowd when Exeter's Norman Clay and Yarmouth's Bales, both unbeaten met. Bales led from the gate, and it seemed as if he was going all out to give another breathtaking performance and complete his maximum, but Clay caught him and the riders raced neck and neck until Clay crossed the finishing line only inches in front of his rival.

Bales and Carruthers took a 4-2 for Yarmouth in the first heat, and this was the Bloaters only heat advantage. Apart from Bales however, the Yarmouth team were out ridden and lost points steadily. Fred Brand replaced Sid Hipperson, who was unfit to ride. The Exeter side were troubled with machine problems but were the more consistent side.

AN EXETER SKETCH BOOK

SKIPPER ARTHUR PILGRIM
WHO HAS MADE CONSIDERABLE PROGRESS SINCE HE STARTED RIDING A BABY MOTOR CYCLE AT THE AGE OF NINE.



OUR IDOL WITH FEET OF (NORMAN) CLAY!



DON HARDY FROM NEW CROSS



OLD TIMER BRONCO SLADE FROM THE WILD WEST (OF ENGLAND)



ORIGINALLY IN THE GROCERY TRADE. **JOHNNY MYSON** NOW PREPARES TO 'TOT UP HIS POINTS ON THE TRACK'



YARMOUTH 55 HALIFAX 26

Tuesday 2nd August 1949

National League Division 3

Heat	YARMOUTH			Total		HALIFAX			Total		
	Time	N	Rider	Pts	H	T	N	Rider	Pts	H	T
1	75.0	1	Bill Carruthers	2	5	5	1	Jack Hughes	1	1	1
		2	Billy Bales	3			2	Arthur Forrest	Sp		
2	79.8	3	Tip Mills	3	4	9	3	Jack Dawson	2	2	3
		4	Fred Brand	1			4	Bill Crossland	0		
3	75.0	5	Bert Rawlinson	1	3	12	5	Al Alison	0	3	6
		6	Reg Morgan	2			6	Dick Seers	3		
4	78.0	1	Bill Carruthers	2	5	17	7	Ken Brown	0	1	7
		7	Johnny White	3			4	Bill Crossland	1		
5	77.4	3	Tip Mills	3	4	21	1	Jack Hughes	2	2	9
		4	Fred Brand	1			2	Arthur Forrest	0		
6	75.6	5	Bert Rawlinson	3	5	26	3	Jack Dawson	0	1	10
		6	Reg Morgan	2			4	Bill Crossland	1		
7	74.0	1	Bill Carruthers	1	4	30	5	Al Alison	Mf	2	12
		2	Billy Bales	3			6	Dick Seers	2		
8	77.0	3	Tip Mills	3	4	34	3	Jack Dawson	2	2	14
		8	Stan Page	1			8	Jerk Smith	0		
9	84.0	5	Bert Rawlinson	Sp	0	34	1	Jack Hughes	3	3	17
		6	Reg Morgan	Sp			2	Arthur Forrest	Sp		
10	75.2	1	Bill Carruthers	3	5	39	3	Jack Dawson	1	1	18
		2	Billy Bales	2			4	Bill Crossland	0		
11	75.4	3	Tip Mills	2	3	42	5	Al Alison	0	3	21
		4	Fred Brand	1			6	Dick Seers	3		
12	78.4	5	Bert Rawlinson	3	4	46	1	Jack Hughes	2	2	23
		8	Stan Page	1			7	Ken Brown	0		
13	77.2	7	Johnny White	3	5	51	5	Al Alison	1	1	24
		4	Fred Brand	2			8	Jerk Smith	0		
14	74.8	2	Billy Bales	3	4	55	2	Arthur Forrest	0	2	26
		6	Reg Morgan	1			6	Dick Seers	2		

Programme changes- Page for Sid Hipperson. Hughes for Jock Shead, Brown for Hughes. Event 2 White for Page. Event 4 Page for Hipperson. Event 6 Rodwell for Page. Event 8 Page for Hipperson. Jeck Smith programmed as Jack Smith.

YARMOUTH	Score Chart				T	B		
1 Bill Carruthers	2	1	2	1	1	3	8	2
2 Billy Bales	3	3	2	1	3	11	1	
3 Tip Mills	3	3	3		2	11		
4 Fred Brand	1	1	1	1	2	1	5	2
5 Bert Rawlinson	1	1	3	0	3	7	1	
6 Reg Morgan	2	2	1	0	1	5	1	
7 Johnny White	3	3				6		
8 Stan Page	1	1				2		

HALIFAX	Score Chart				T	B
1 Jack Hughes	1	2	3	2	8	
2 Arthur Forrest	0	0	0	0	0	0
3 Jack Dawson	2	0	2	1	5	
4 Bill Crossland	0	1	1	0	2	
5 Al Alison	0	0	0	1	1	
6 Dick Seers	3	2	3	2	10	
7 Ken Brown	0	0			0	
8 Jerk Smith	0	0			0	

Event 2	Reserves Scratch Race
Alec Hunter 78.8, Bill Codling, J. Smith, Johnny White Sp	
Event 3, 5 & 7	Special Scratch Race
Heat Winners and fastest Second to Final	
1 B. Bales 75.0, Brand 77.0, Arthur Forrest, Crossland Sp	
2 D. Seers 75.4, B. Carruthers 76.4, Morgan, Dawson	
3 Tip Mills 76.0, B. Rawlinson 76.8, Jack Hughes, Al Alison	
Event 4	Caister Scratch Race
Fred Brand 77.0, Johnny White, Joe Rodwell, Stan Page Sp	
Event 6	Filby Scratch Race
Bill Codling 77.2, Alec Hunter, Joe Rodwell, K. Brown	
Event 8	Yarmouth v Norwich Reserves Scratch Race
Alec Hunter 78.8, Johnny White, Stan Page, Bill Codling	
Event 9	Special Scratch Race - Final
Billy Bales 76.2, Tip Mills, Dick Seers, Bill Carruthers Sp	

YARMOUTH BACK TO FORM RAWLINSON RIDES AN EXTRA LAP

After losing four of their last five matches Yarmouth had little difficulty of disposing of Halifax at Caister Road. Yarmouth were without their captain, Sid Hipperson, who is still troubled with his injury. By coincidence Halifax also had their captain, Jock Shead, out through injury. Shead, riding for Halifax against Second Division Sheffield in a challenge match at Bradford the previous Saturday had broken his collarbone.

The only visiting rider to cause any trouble was Dick Seers. It was Seers who robbed Tip Mills of another maximum in heat 11. Billy Bales, too, was only one point of a full maximum finishing second to his partner, Bill Carruthers in heat 10.

Arthur Forrest, the 17-year-old, who is the talk of the Third Division as a lad to rival Bales had a poor meeting, and failed to score. Seers was the only Halifax rider to win a heat until Jack Hughes finished alone in heat 9. Rawlinson fell and Morgan and Forrest, who had taken part in the tense struggle for the first place, collided and fell a few yards from the finish. Yarmouth's reserve Johnny White, won his two rides in fine style.

Bert Rawlinson caused considerable amusement among the crowd of 7,750 when, after winning one heat, he went round for an extra lap to the consternation of the attendants, who were sweeping the track. He seemed surprised at turning round at the end to find no other rider in sight.



Dick Seers Halifax's top scorer

LIVERPOOL 45 YARMOUTH 39

Monday 8th August 1949

National League Division 3

Heat	LIVERPOOL				Total		YARMOUTH				Total	
	Time	N	Rider	Pts	H	T	N	Rider	Pts	H	T	
1 80.2	1	George Bason	0	2	2	1	Bill Carruthers	1	4	4		
	2	Harry Welch	2			2	Billy Bales	3				
2 83.6	3	Fred Wills	2	3	5	3	Tip Mills	3	3	7		
	4	Charlie Oakes	1			4	Johnny White	0				
3 83.6	5	Alex Grey	3	5	10	5	Bert Rawlinson	1	1	8		
	6	Doug Serrurier	2			6	Reg Morgan	0				
4 84.8	1	George Bason	3	4	14	7	Fred Brand	2	2	10		
	7	Angus McGuire	1			4	<i>Stan Page</i>	0				
5 81.8	3	Fred Wills	1	1	15	1	Bill Carruthers	2	5	15		
	4	Charlie Oakes	0			2	Billy Bales	3				
6 83.0	5	Alex Grey	3	3	18	3	Tip Mills	2	3	18		
	6	Doug Serrurier	Sp			4	Johnny White	1				
7 84.4	1	George Bason	0	3	21	5	Bert Rawlinson	1	3	21		
	2	Harry Welch	3			6	Reg Morgan	2				
8 84.6	3	Fred Wills	2	5	26	3	Tip Mills	Ex	1	22		
	8	Eric Steers	3			8	Stan Page	1				
9 81.8	5	Alex Grey	2	3	29	1	Bill Carruthers	0	3	25		
	6	Doug Serrurier	1			2	Billy Bales	3				
10 86.8	1	George Bason	2	5	34	3	<i>Fred Brand</i>	0	1	26		
	2	Harry Welch	3			4	<i>Stan Page</i>	1				
11 85.4	3	Fred Wills	Mf	2	36	5	Bert Rawlinson	3	4	30		
	4	Charlie Oakes	2			6	Reg Morgan	1				
12 84.4	5	Alex Grey	2	2	38	1	Bill Carruthers	3	4	34		
	8	Eric Steers	0			7	Fred Brand	1				
13 85.4	7	Angus McGuire	1	4	42	5	Bert Rawlinson	2	2	36		
	4	Charlie Oakes	3			8	Stan Page	0				
14 82.2	2	Harry Welch	2	3	45	2	Billy Bales	3	3	39		
	6	Doug Serrurier	1			6	Reg Morgan	0				

Programme change - Yarmouth Stan Page replaced Sid Hipperson.

LIVERPOOL		Score Chart				T	B
1	George Bason	0	3	0	2	1	5
2	Harry Welch	2	3	3	2		10
3	Fred Wills	2	1	1	2	0	5
4	Charlie Oakes Captain	1	1	0	2	3	6
5	Alex Grey	3	3	2	2		10
6	Doug Serrurier	2	1	0	1	1	4
7	Angus McGuire	1	1				2
8	Eric Steers	3	0				3
YARMOUTH		Score Chart				T	B
1	Bill Carruthers	1	2	1	0	3	6
2	Billy Bales	3	3	3	3		12
3	Tip Mills	3	2	0			5
4	Johnny White	0		1	1		1
5	Bert Rawlinson	1	1	1	3	2	7
6	Reg Morgan	0	2	1	0		3
7	Fred Brand	2	0	1			3
8	Stan Page	0	1	1	0		2

Caister Scratch Races

1	Reg Duval 86.2, Thatcher, Ron Burnett, Mike Tamms
2	J. Clay 86.2, Fred Brand, Dick Steers, Angus. McGuire
3	Billy Bales 85.4, Alex Grey, Reg Duval, Johnny White
4	Harry Welch 85.2, Charlie Oakes, Reg Morgan, Thatcher
5	D. Serrurier 86.4, G. Bason, J. Clay, A. McGuire
6	B. Carruthers 85.2, B. Rawlinson, Fred Wills, S. Page

Final

Doug Serrurier 82.8, Harry Welch, Billy Bales, Carruthers

YARMOUTH LOSE AT LIVERPOOL BALES SHOWS TOP FORM

Despite a faultless maximum by Billy Bales, his second at Liverpool this season. Yarmouth was unexpectedly beaten in a Division 3 match. Bales roused the 15,000 crowd in the opening heat when he came through on the inside to win after Harry Welch; the home captain had held the lead for three laps. On his other three outings Bales was in front from the start to finish, and his four races produced the fastest times of then meeting.

Yarmouth were still without their captain Sid Hipperson and lost Tip Mills with a badly bruised thigh after he had collided with Fred Wills. The Bloaters never matched the teamwork of Liverpool, for whom Harry Welch and Alex Grey scored 10 points each. But for the injury to Mills, who had scored 5 points for his two rides, Yarmouth would have certainly pushed the Chads closer and may just pulled off the win.

Yarmouth held the lead for the first two heats, and the scorers were level at the halfway stage. Liverpool went ahead when reserve Eric Steers gained his first win on his home track, and Wills made it a 5-1 by shutting out Stan Page in the re-run after Mills had been hurt. Liverpool increased the lead further in heat 10 with a Welch and Bason 5-1 over the two Yarmouth reserves, Stan Page and Fred Brand who had replaced Johnny White and Tip Mills.

TIP MILLS INJURED



The exciting style of Tip Mills

YARMOUTH 57 OXFORD 27

Tuesday 9th August 1949

National League Division 3

Heat		YARMOUTH			Total		OXFORD			Total	
Time	N	Rider	Pts	H	T	N	Rider	Pts	H	T	
1	1	Bill Carruthers	2			1	Bert Croucher	1			
74.6	2	Billy Bales	3	5	5	2	Jim Wright	0	1	1	
2	3	Tip Mills	Sp			3	Alf Vicary	3			
79.6	4	Johnny White	2	2	7	4	Ernie Rawlings	1	4	5	
3	5	Bert Rawlinson	3			5	Bill Reynolds	0			
75.2	6	Reg Morgan	1	4	11	6	Frank Boyle	2	2	7	
4	1	Bill Carruthers	3			7	Oz Osbourne	0			
75.4	7	Fred Brand	2	5	16	4	Ernie Rawlings	1	1	8	
5	3	Tip Mills	2			1	Bert Croucher	3			
76.4	4	Johnny White	1	3	19	2	Jim Wright	0	3	11	
6	5	Bert Rawlinson	3			3	Alf Vicary	Sp			
77.6	6	Reg Morgan	2	5	24	4	Ernie Rawlings	1	1	12	
7	1	Bill Carruthers	2			5	Bill Reynolds	0			
73.0	2	Billy Bales	3	5	29	6	Frank Boyle	1	1	13	
8	3	Tip Mills	3			3	Alf Vicary	2			
76.4	8	Stan Page	1	4	33	8	Jim Coy	0	2	15	
9	5	Bert Rawlinson	0			1	Bert Croucher	2			
76.8	6	Reg Morgan	3	3	36	2	Jim Wright	1	3	18	
10	1	Bill Carruthers	2			3	Alf Vicary	1			
74.8	2	Billy Bales	3	5	41	4	Ernie Rawlings	0	1	19	
11	3	Tip Mills	0			5	Bill Reynolds	1			
76.6	4	Johnny White	3	3	44	6	Frank Boyle	2	3	22	
12	5	Bert Rawlinson	2			1	Bert Croucher	3			
76.6	8	Stan Page	1	3	47	7	Oz Osbourne	0	3	25	
13	7	Fred Brand	2			5	Bill Reynolds	1			
77.0	4	Johnny White	3	5	52	8	Jim Coy	0	1	26	
14	2	Billy Bales	3			2	Jim Wright	1			
74.2	6	Reg Morgan	2	5	57	6	Frank Boyle	Mf	1	27	

Programme changes											
Oxford Bill Reynolds replaced Bob McFarlane.											
Event 7 Reynolds for McFarlane.											

YARMOUTH		Score Chart				T	B	
1	Bill Carruthers	2	1	3	2	1	9	3
2	Billy Bales	3	3	3	3		12	
3	Tip Mills	0	2	3	0		5	
4	Johnny White	2	1	1	3		9	1
5	Bert Rawlinson	3	3	0	2		8	
6	Reg Morgan Captain	1	2	1	3		8	2
7	Fred Brand	2	1	2	1		4	2
8	Stan Page	1	1	1			2	1
OXFORD		Score Chart				T	B	
1	Bert Croucher Captain	1	3	2	3		9	
2	Jim Wright	0	0	1	1		2	1
3	Alf Vicary	3	0	2	1		6	
4	Ernie Rawlings	1	1	1	0		3	
5	Bill Reynolds	0	0	1	1		2	1
6	Frank Boyle	2	1	2	0		5	
7	Oz Osbourne	0	0				0	
8	Jim Coy	0	0				0	
Event 2 Yarmouth Scratch Race								
Jim Coy 78.6, Bill Codling, Johnny Davies, Joe Rodwell Sp								
Event 3 Norwich-Yarmouth Stars Competition-Heat 1								
Phil Clarke 74.4, Morgan/Carruthers Dead heat, Leverenz								
Event 4 Oxford Scratch Race								
Jim Wright 78.8, Alf Vicary, Bert Croucher, Frank Boyle								
Event 5 Caister Scratch Race								
Fred Brand 77.8, B. Rawlinson, Stan Page, Bill Codling								
Event 6 Norwich-Yarmouth Stars Competition-Heat 2								
Phil Clarke 75.2, Billy Bales, Johnny White, Bob Leverenz								
Event 7 Southern Scratch Race								
Fred Brand 78.6, Bill Reynolds, Ernie Rawlings, Stan Page								
Event 8 Norwich Scratch Race								
Bill Codling 77.8, Joe Rodwell, Johnny Davies Sp Osborne Sp								
Event 9 Norwich-Yarmouth Stars Competition-Heat 3								
Billy Bales 75.8, Phil Clarke, Bill Carruthers, Bob Leverenz								

POOLE 47 YARMOUTH 36

Monday 15th August 1949

National League Division 3

Heat	POOLE			Total		YARMOUTH			Total		
	Time	N	Rider	Pts	H	T	N	Rider	Pts	H	T
1 77.0	1	Alan Chambers	2	2	2	1	1	Fred Brand	1	4	4
	2	Ticker James	0				2	Billy Bales	3		
2 80.8	3	Fred Pawson	3	4	6	3	1	Bill Carruthers	0	2	6
	4	Dick Howard	1				4	Reg Morgan	2		
3 80.0	5	Cyril Quick	3	4	10	5	1	Bert Rawlinson	0	2	8
	6	Ken James	1				6	Tip Mills	2		
4 79.0	1	Alan Chambers	3	3	13	7	1	Johnny White	Mf	2	10
	7	Terry Small	Sp				4	Reg Morgan	2		
5 79.2	3	Fred Pawson	1	3	16	1	1	Fred Brand	0	3	13
	4	Dick Howard	2				2	Billy Bales	3		
6 79.8	5	Cyril Quick	3	4	20	3	1	Bill Carruthers	2	2	15
	6	Ken James	1				4	Reg Morgan	0		
7 79.6	1	Alan Chambers	3	4	24	5	1	Bert Rawlinson	0	2	17
	2	Ticker James	1				6	Tip Mills	2		
8 79.4	3	Fred Pawson	2	5	29	3	1	Bill Carruthers	1	1	18
	8	Frank Holcombe	3				8	Stan Page	0		
9 78.4	5	Cyril Quick	1	1	30	1	1	Fred Brand	2	5	23
	6	Ken James	0				2	Billy Bales	3		
10 79.6	1	Alan Chambers	2	3	33	3	1	Bill Carruthers	3	3	26
	2	Ticker James	1				4	Reg Morgan	0		
11 80.2	3	Fred Pawson	3	4	37	5	1	Bert Rawlinson	0	2	28
	4	Dick Howard	1				6	Tip Mills	2		
12 80.8	5	Cyril Quick	3	5	42	1	1	Fred Brand	1	1	29
	8	Frank Holcombe	2				7	Johnny White	0		
13 80.8	7	Terry Small	Mf	3	45	5	1	Bert Rawlinson	2	3	32
	4	Dick Howard	3				8	Stan Page	1		
14 78.8	2	Ticker James	0	2	47	2	1	Billy Bales	3	4	36
	6	Frank Holcombe	2				6	Tip Mills	1		

POOLE		Score Chart				T	B
1	Alan Chambers	2	3	3	2	10	
2	Ticker James	0	1	1	1	0	2 1
3	Fred Pawson	3	1	1	2	1	3 9 2
4	Dick Howard	1	2	1	1	3	7
5	Cyril Quick	3	3	1	1	3	10
6	Ken James	1	1	0			2
7	Terry Small	0	0				0
8	Frank Holcombe	3	2	1	2		7 1

YARMOUTH		Score Chart				T	B
1	Fred Brand	1	0	2	1	1	4 1
2	Billy Bales	3	3	3	3		12
3	Bill Carruthers	0	2	1	1	3	6
4	Reg Morgan	2	2	0	0		4
5	Bert Rawlinson	0	0	0	2		2
6	Tip Mills	2	2	2	1		7
7	Johnny White	0	0				0
8	Stan Page	0	1	1			1 1

Event 2 Stadium Scurry
T. Small 80.4, Ron Barrett, White Mf Eddie Williams Sp

Event 3 Senior Scratch Race
Heat Winners and Fastest Second to Final

1 Cyril Quick 81.6, Fred Pawson 80.0, Billy Bales, Brand
2 Ken James 81.6, Rawlinson, Tip Mills, A. Chambers Mf
3 Howard 80.2, Ticker James, B. Carruthers, R. Morgan

Event 4 Dorset Scurry
F. Holcombe 80.4, Roy Bartlett, Eddie Williams, S. Page

Final

Fred Pawson 80.0, Dick Howard, Cyril Quick, Ken James

Programme changes - Ken James for Charlie Hayden. Ken James for Hayden. Frank Holcombe for Ken James. Fred Brand programmed as Jeff Brand Event 2 Bartlett for Holcolme. Event 2 James for Event 4 Barrett for James.


YARMOUTH BEATEN AT POOLE BALES BRILLIANT

"PIRATES" CARTOON

1949 SEASON, No. 18

Another brilliant maximum by the Bloater's young wonder Billy Bales, was the feature of Yarmouth's Division 3 match at Poole. Bales went to town on one of his favourite tracks. In winning his first race he came within .6 of the track record of 76.4 seconds that he established the last time he rode at Poole. At no time was he seriously challenged, and, after a poor start in the last heat, he worked through the field in grand fashion to gain his maximum. He was supported well by Tip Mills and Bill Carruthers.

Racing was much closer than the score suggests. Yarmouth won two of the 14 heats and Poole eight, but Poole gained maximum points only in two heats but as usual they rode well together and their steady team riding saw them through.



Beat this, Billy 73 3/5.

As our Cartoonist is on holiday, this week's Cartoon is by Mr. N. A. Narraway, of Parkstone

YARMOUTH 60 HULL 24

Tuesday 16th August 1949

National League Division 3

Heat	YARMOUTH			Total		HULL			Total	
	Time	N	Rider	Pts	H	T	N	Rider	Pts	H
1 73.0	1	Fred Brand	2	5	5	1	George Craig	0	1	1
	2	Billy Bales	3			2	Mick Mitchell	1		
2 75.4	3	Reg Morgan	2	5	10	3	Norman Johnson	1	1	2
	4	Bill Carruthers	3			4	Derek Glover	0		
3 75.4	5	Bert Rawlinson	3	5	15	5	Alf Webster	0	1	3
	6	Tip Mills	2			6	Bob Baker	1		
4 75.2	1	Fred Brand	3	5	20	7	Jack Watts	0	1	4
	7	Johnny White	2			4	Derek Glover	1		
5 76.2	3	Reg Morgan	2	3	23	1	George Craig	0	3	7
	4	Bill Carruthers	1			2	Mick Mitchell	3		
6 76.2	5	Bert Rawlinson	2	5	28	3	Norman Johnson	0	1	8
	6	Tip Mills	3			4	Derek Glover	1		
7 74.2	1	Fred Brand	1	4	32	5	Alf Webster	0	2	10
	2	Billy Bales	3			6	Bob Baker	2		
8 77.8	3	Reg Morgan	3	4	36	3	Norman Johnson	2	2	12
	8	Stan Page	1			8	Eric Mason	0		
9 75.6	5	Bert Rawlinson	0	3	39	1	George Craig	1	3	15
	6	Tip Mills	3			2	Mick Mitchell	2		
10 75.2	1	Fred Brand	2	5	44	3	Norman Johnson	0	1	16
	2	Billy Bales	3			4	Derek Glover	1		
11 75.4	3	Reg Morgan	1	4	48	5	Alf Webster	0	2	18
	4	Bill Carruthers	3			6	Bob Baker	2		
12 76.6	5	Bert Rawlinson	2	2	50	1	George Craig	3	4	22
	8	Stan Page	0			7	Jack Watts	1		
13 76.6	7	Johnny White	3	5	55	5	Alf Webster	1	1	23
	4	Bill Carruthers	2			8	Eric Mason	0		
14 75.4	2	Billy Bales	3	5	60	2	Mick Mitchell	Sp	1	24
	6	Tip Mills	2			6	Bob Baker	1		

YARMOUTH		Score Chart				T	B		
1	Fred Brand	2	1	3	1	1	2	8	2
2	Billy Bales	3	3	3	3			12	
3	Reg Morgan Captain	2	1	2	3		1	8	1
4	Bill Carruthers	3	1	1	3	2	1	9	2
5	Bert Rawlinson	3	2	1	0	2		7	1
6	Tip Mills	2	1	3	3	2	1	10	2
7	Johnny White	2	1	3				5	1
8	Stan Page	1	0					1	
HULL		Score Chart				T	B		
1	George Craig	0	0	1	1	3		4	1
2	Mick Mitchell Captain	1	3	2	0			6	
3	Norman Johnson	1	0	2	0			3	
4	Derek Glover	0	1	1	1			3	
5	Alf Webster	0	0	0	1			1	
6	Bob Baker	1	2	2	1			6	
7	Jack Watts	0	1					1	
8	Eric Mason	0	0					0	
Event 2 Yarmouth v Norwich Reserves									
Alec Hunter 78.8, Joe Rodwell, Bill Codling, C. Ladbroke									
Event 3 Hull Scratch Race									
Alf Webster 79, Derek Glover, Jack Watts, Eric Mason									
Event 4,5 & 6 Special Scratch Race									
Heat Winners and Fastest Second to Final									
1 Billy Bales 75.6, B. Rawlinson 77.2, Bob Baker, G. Craig									
2 Mick Mitchell 77.4, N. Johnson 78.8, F. Brand, R. Morgan									
3 Bill Carruthers 76.2, Johnny White 77.0, Tip Mills, S. Page									
Event 7 Yarmouth v Norwich Reserves									
Johnny Davies 79.4, Joe Rodwell, B. Codling, Cliff Ladbroke									
Event 8 Yarmouth Scratch Race									
Alec Hunter 78.2, S. Page, Johnny White, Johnny Davies Sp									
Event 9 Special Scratch Race - Final									
Bill Carruthers 79.0, J. White, Billy Bales Sp M. Mitchell Sp									

YARMOUTH 60 LEICESTER 24

Thursday 18th August 1949

National League Division 3

Heat	YARMOUTH					LEICESTER				
	N	Rider	Pts	H	T	N	Rider	Pts	H	T
1	1	Johnny White	2	5	5	1	Jack Baxter	0	1	1
75.6	2	Reg Morgan	3			2	Cyril Page	1		
2	3	Bill Carruthers	2	5	10	3	Johnny Carpenter	1	1	2
74.6	4	Billy Bales	3			4	Harwood Pike	0		
3	5	Bert Rawlinson	1	4	14	5	Sid Hipperson	2	2	4
76.4	6	Tip Mills	3			6	Vic Pitcher	Sp		
4	1	Johnny White	3	5	19	7	Ron Wilson	1	1	5
77.6	7	Fred Brand	2			4	Harwood Pike	0		
5	3	Bill Carruthers	2	5	24	1	Jack Baxter	1	1	6
76.4	4	Billy Bales	3			2	Cyril Page	Mf		
6	5	Bert Rawlinson	3	4	28	3	Johnny Carpenter	0	2	8
77.0	6	Tip Mills	1			4	Harwood Pike	2		
7	1	Johnny White	3	4	32	5	Sid Hipperson	2	2	10
76.0	2	Reg Morgan	1			6	Vic Pitcher	0		
8	3	Bill Carruthers	3	4	36	3	Johnny Carpenter	2	2	12
77.2	8	Stan Page	1			8	George Gower	0		
9	5	Bert Rawlinson	2	5	41	1	Jack Baxter	0	1	13
77.8	6	Tip Mills	3			2	Cyril Page	1		
10	1	Johnny White	2	5	46	3	Johnny Carpenter	0	1	14
77.8	2	Reg Morgan	3			4	Harwood Pike	1		
11	3	Bill Carruthers	1	4	50	5	Sid Hipperson	2	2	16
77.2	4	Billy Bales	3			6	Vic Pitcher	0		
12	5	Bert Rawlinson	3	3	53	1	Jack Baxter	1	3	19
77.6	8	Stan Page	Mf			7	Ron Wilson	2		
13	7	Fred Brand	Sp	3	56	5	Sid Hipperson	2	3	22
76.4	4	Billy Bales	3			8	George Gower	1		
14	2	Reg Morgan	1	4	60	2	Ron Wilson	0	2	24
76.8	6	Tip Mills	3			6	Vic Pitcher	2		

YARMOUTH		Score Chart				T	B		
1	Johnny White	2	1	3	3	2	1	10	2
2	Reg Morgan	Captain	3	1	3	1		8	
3	Bill Carruthers		2	1	2	1	3	1	8
4	Billy Bales		3	3	3	3		12	
5	Bert Rawlinson		1	3	2	1	3	3	9
6	Tip Mills		3	1	3	3		10	
7	Fred Brand		2	1	0			2	1
8	Stan Page		1	0				1	

LEICESTER		Score Chart				T	B	
1	Jack Baxter	0	1	0	1	1	2	1
2	Cyril Page	Captain	1	0	1			2
3	Johnny Carpenter		1	0	2	0		3
4	Harwood Pike		0	0	2	1		3
5	Sid Hipperson		2	2	2	2		8
6	Vic Pitcher		0	0	0	2		2
7	Ron Wilson		1	2	0			3
8	George Gower		0	1	1			1

Event 2		Yarmouth v Norwich Reserves	
Johnny Davies 77.8, C. Ladbroke, Bill Codling, J. Rodwell Sp			

Event 3, 4, 6 & 7		Special Scratch Race	
Heat Winners to Final			
1	Cyril Page 77.2, Fred Brand, Reg Morgan, Ron Wilson		
2	Billy Bales 75.8, Sid Hipperson, B. Rawlinson, J. Baxter		
3	Johnny Carpenter 76.6, Tip Mills, J. White, Vic Pitcher		
4	B. Carruthers 77.6, Stan Page, G. Gower, Harwood Pike Sp		

Event 5		Yarmouth Reserve Race	
Fred Brand 78.8, Stan Page, C. Ladbroke, Joe Rodwell			

Event 8		Yarmouth v Norwich Reserves	
Joe Rodwell 79.0, C. Ladbroke, Johnny Davies, B. Codling			

Event 9		Special Scratch Race - Final	
Billy Bales 77.0, Bill Carruthers, Johnny Carpenter, C. Page			

YARMOUTH TAKE EVERY HEAT PUPIL BEATS MASTER


In their second home meeting of the week on Thursday Yarmouth won by the same score, 60-24, as they had on the Tuesday against Hull.

It was Master versus Pupil at Yarmouth when the Bloaters ex-captain Sid Hipperson, who was transferred to Leicester a week ago, returned to his old track as a visiting rider. Yarmouth's golden boy, Billy Bales twice defeated his old tutor, Sid, and scored his fifth maximum in ten days. Sid, himself, didn't do too badly. He was his team's top scorer with 8 points and saved Leicester from a heavier defeat.

Yarmouth supplied the winner in every heat and gained the majority of points in all except two, which were drawn. In both of these cases Yarmouth were unlucky. Stan Page developing engine trouble and Fred Brand falling when he was in second place.

The whole Yarmouth team rode well with Johnny White scoring his second paid maximum for the Bloaters. The only Leicester rider to beat Tip Mills was the experienced Howard Pike. While Hipperson defeated Rawlinson and Carruthers once and twice beat Reg Morgan who has replaced him as the Bloaters captain,

Bales defeated Hipperson again in his heat in the second half and he won the final from Bill Carruthers, Johnny Carpenter and Stan Page.



HULL 35 YARMOUTH 49

Saturday 20th August 1949

National League Division 3

Heat	HULL			Total		YARMOUTH			Total		
	Time	N	Rider	Pts	H	T	N	Rider	Pts	H	T
1 84.4	1	George Craig	2	5	5	1	Bill Carruthers	1	1	1	
	2	Mick Mitchell	3			2	Billy Bales	Sp			
2 85.0	3	Jack Watts	1	1	6	3	Johnny White	3	5	6	
	4	Derek Glover	Mf			4	Reg Morgan	2			
3 83.6	5	Alf Webster	1	5	11	5	Fred Brand	0	1	7	
	6	Bob Baker	2			6	Tip Mills	1			
4 85.4	1	George Craig	2	2	13	7	Bert Rawlinson	3	4	11	
	7	Norman Johnson	0			4	Reg Morgan	1			
5 83.4	3	Jack Watts	0	1	14	1	Bill Carruthers	2	5	16	
	4	Derek Glover	1			2	Billy Bales	3			
6 85.4	5	Alf Webster	2	5	19	3	Johnny White	Mf	1	17	
	6	Bob Baker	3			4	Reg Morgan	1			
7 85.4	1	George Craig	0	3	22	5	<i>Bert Rawlinson</i>	1	3	20	
	2	Mick Mitchell	3			6	Tip Mills	2			
8 85.4	3	Jack Watts	2	2	24	3	Johnny White	3	4	24	
	8	Eric Mason	0			8	Joe Rodwell	1			
9 84.8	5	Alf Webster	1	1	25	1	Bill Carruthers	2	5	29	
	6	Bob Baker	0			2	Billy Bales	3			
10 84.0	1	George Craig	0	2	27	3	Johnny White	3	4	33	
	2	Mick Mitchell	2			4	Reg Morgan	1			
11 84.6	3	Jack Watts	1	4	31	5	Fred Brand	0	2	35	
	4	Derek Glover	3			6	Tip Mills	2			
12 84.2	5	Alf Webster	1	1	32	1	Bill Carruthers	3	5	40	
	8	Eric Mason	Sp			7	Bert Rawlinson	2			
13 85.4	7	Norman Johnson	0	1	33	5	<i>Bert Rawlinson</i>	2	5	45	
	4	Derek Glover	1			8	Joe Rodwell	3			
14 84.2	2	Mick Mitchell	Mf	2	35	2	Billy Bales	3	4	49	
	6	Bob Baker	2			6	Tip Mills	1			

Programme change: Joe Rodwell replaced Stan Page

HULL		Score Chart					T	B		
1	George Craig	2	1	2	0	0	4	1		
2	Mick Mitchell Captain	3	3	2	0		8			
3	Jack Watts	1	0	2	1		4			
4	Derek Glover	0	1	3	1		5			
5	Alf Webster	3	2	1	1	1	7	1		
6	Bob Baker	2	1	3	0	2	7	1		
7	Norman Johnson	0	0				0			
8	Eric Mason	0	0				0			
YARMOUTH		Score Chart					T	B		
1	Bill Carruthers	1	2	1	2	1	3	8	2	
2	Billy Bales	0	3	3	3		9			
3	Johnny White	3	0	3	3		9			
4	Reg Morgan Captain	2	1	1	1	1	5	1		
5	Fred Brand	0		0			0			
6	Tip Mills	1	2	2	1		6			
7	Bert Rawlinson	3	1	1	2	1	2	1	8	3
8	Joe Rodwell	1	3				4			
Event 2 Novice Scratch Race (winner to Event 4)										
Leslie Veitch 88.6, Fred Fewsdale, Jack Adams, Harold Booth										
Event 3 Bloater Scurry										
Alf Webster 84.6, Tip Mills, Bill Carruthers, Jack Watts										
Event 4 Hull Reserves Scratch Race (1st & 2nd to Event 6)										
Ken Allick 86.0, Eric Mason, Norman Johnson, Leslie Veitch										
Event 5 Caister Scratch Race										
Billy Bales 84.0, Bob Baker, Johnny White, George Craig										
Event 6 Reserves Scratch Race										
Bert Rawlinson 85.4, Joe Rodwell, Ken Allick, Eric Mason										
Event 7 Hedon Scratch Race										
Derek Glover 87.6, Fred Brand, Mick Mitchell, Reg Morgan										

YARMOUTH 50 TAMWORTH 33

Tuesday 23rd August 1949

National League Division 3

Heat	YARMOUTH				TAMWORTH				Total	
	N	Rider	Pts	H	T	N	Rider	Pts	H	T
1	1	Reg Morgan	3		5	1	Steve Langton	0	1	1
76.8	2	Johnny White	2		5	2	Peter Orpwood	1		
2	3	Billy Bales	3		9	3	Harry Saunders	2		3
74.2	4	Bill Carruthers	1		4	4	Basil Harris	0	2	
3	5	Tip Mills	3		14	5	Cecil Hookham	0	1	4
75.2	6	Bert Rawlinson	2		5	6	Bill Dalton	1		
4	1	Reg Morgan	0		16	7	Lionel Watling	3	4	8
76.6	7	Fred Brand	2		2	4	Basil Harris	1		
5	3	Billy Bales	3		21	1	Steve Langton	0	1	9
74.8	4	Bill Carruthers	2		5	2	Peter Orpwood	1		
6	5	Tip Mills	3		25	3	Harry Saunders	0	2	11
76.6	6	Bert Rawlinson	1		4	4	Basil Harris	2		
7	1	Reg Morgan	3		30	5	Cecil Hookham	1	1	12
77.2	2	Johnny White	2		5	6	Bill Dalton	0		
8	3	Billy Bales	3		33	3	Harry Saunders	2	3	15
75.6	8	Stan Page	Sp		3	8	Ray Beaumont	1		
9	5	Tip Mills	3		36	1	<i>Lionel Watling</i>	2	3	18
76.8	6	Bert Rawlinson	Sp		3	2	Peter Orpwood	1		
10	1	Reg Morgan	Ex		36	3	Harry Saunders	2	5	23
78.0	2	Johnny White	Ex		0	4	Basil Harris	3		
11	3	Billy Bales	3		40	5	Cecil Hookham	0	2	25
75.2	4	Bill Carruthers	1		4	6	Bill Dalton	2		
12	5	Tip Mills	3		43	1	Steve Langton	2	3	28
76.0	8	Stan Page	0		3	7	Lionel Watling	1		
13	7	Fred Brand	1		47	5	Cecil Hookham	0	2	30
78.0	4	Bill Carruthers	3		4	8	Ray Beaumont	2		
14	2	Johnny White	3		50	2	Peter Orpwood	1	3	33
77.8	6	Bert Rawlinson	0		3	6	Bill Dalton	2		

Event 2 Stan Page for Johnny Davies. Event 6 Bill Codling for Johnny Davies.

YARMOUTH		Score Chart				T	B
1	Reg Morgan Captain	3	0	3	0	6	
2	Johnny White	2	1	2	1	7	2
3	Billy Bales	3	3	3	3	12	
4	Bill Carruthers	1	2	1	1	7	1
5	Tip Mills	3	3	3	3	12	
6	Bert Rawlinson	2	1	1	0	3	1
7	Fred Brand	2	1			3	
8	Stan Page	0	0			0	

TAMWORTH		Score Chart				T	B
1	Steve Langton Captain	0	0		2	2	
2	Peter Orpwood	1	1	1	1	4	2
3	Harry Saunders	2	0	2	2	6	1
4	Basil Harris	0	1	2	3	6	
5	Cecil Hookham	0	1	0	0	1	
6	Bill Dalton	1	0	2	2	5	
7	Lionel Watling	3	2	1	1	6	1
8	Ray Beaumont	1	1	2		3	1

Event 2 Yarmouth v Norwich Reserves
Bill Codling 77.0, Joe Rodwell, Cliff Ladbrooke, Stan Page

Event 3, 5 & 7 Special Scratch Race
Heat Winners and Fastest Second to Final
1 T. Mills 77.4, S. Langton 78.6, B. Carruthers, Basil Harris
2 B. Bales 76.4, H. Saunders 78.8, P. Orpwood, B. Rawlinson
3 Johnny White 77.6, R. Morgan 78.2, B. Dalton, C. Hookham

Event 4 Yarmouth Scratch Race
Lionel Watling 78.2, Bill Codling, Joe Rodwell, Stan Page

Event 6 Caister Scratch Race
Ray Beaumont 78.4, Fred Brand, Bill Codling, C. Ladbrooke

Event 8 Team Riders Scratch Race
Fred Brand 79.2, Joe Rodwell, Cliff Ladbrooke, Stan Page

Event 9 Special Scratch Race - Final
Billy Bales 76.6, Tip Mills, Reg Morgan, Johnny White

YARMOUTH 63 LEICESTER 21

Tuesday 30th August 1949

National League Division 3

Heat	YARMOUTH			Total		LEICESTER			Total		
	Time	N	Rider	Pts	H	T	N	Rider	Pts	H	T
1 75.6	1	Johnny White	0	2	2	1	Sid Hipperson	3	4	4	
	2	Reg Morgan	2			2	Cyril Page	1			
2 77.2	3	Tip Mills	3	5	7	3	Harwood Pike	1	1	5	
	4	Bert Rawlinson	2			4	Johnny Carpenter	0			
3 77.0	5	Billy Bales	2	5	12	5	Ron Wilson	Sp	1	6	
	6	Bill Carruthers	3			6	Vic Pitcher	1			
4 77.0	1	Johnny White	3	5	17	7	Jack Winstanley	1	1	7	
	7	Joe Rodwell	2			4	Johnny Carpenter	Mf			
5 76.4	3	Tip Mills	3	3	20	1	Sid Hipperson	2	3	10	
	4	Bert Rawlinson	0			2	Cyril Page	1			
6 75.4	5	Billy Bales	2	5	25	3	Harwood Pike	0	1	11	
	6	Bill Carruthers	3			4	Johnny Carpenter	1			
7 77.2	1	Johnny White	3	4	29	5	Ron Wilson	0	2	13	
	2	Reg Morgan	1			6	Vic Pitcher	2			
8 78.0	3	Tip Mills	3	5	34	3	Harwood Pike	1	1	14	
	8	Fred Brand	2			8	George Gower	0			
9 76.8	5	Billy Bales	2	5	39	1	Sid Hipperson	0	1	15	
	6	Bill Carruthers	3			2	Cyril Page	1			
10 80.0	1	<i>Fred Brand</i>	1	4	43	3	Harwood Pike	2	2	17	
	2	Reg Morgan	3			4	Johnny Carpenter	0			
11 78.2	3	Tip Mills	3	5	48	5	Ron Wilson	0	1	18	
	4	Bert Rawlinson	2			6	Vic Pitcher	1			
12 77.2	5	Billy Bales	2	5	53	1	Sid Hipperson	0	1	19	
	8	Fred Brand	3			7	Jack Winstanley	1			
13 79.8	7	Joe Rodwell	3	5	58	5	Ron Wilson	0	1	20	
	4	Bert Rawlinson	2			8	George Gower	1			
14 77.0	2	Reg Morgan	2	5	63	2	Cyril Page	1	1	21	
	6	Bill Carruthers	3			6	Vic Pitcher	0			

Event 5 Joe Rodwell replaced Johnny White.

YARMOUTH		Score Chart				T	B
1	Johnny White	0	3	3		6	0
2	Reg Morgan Captain	2	1	3	2 1	8	1
3	Tip Mills	3	3	3	3	12	0
4	Bert Rawlinson	2	1	0	2 1	2 1	6 3
5	Billy Bales	2	1	2	1 2	1 2	1 8 4
6	Bill Carruthers	3	3	3	3	12	0
7	Joe Rodwell	2	1	3		5	1
8	Fred Brand	2	1	1	3	6	1
LEICESTER		Score Chart				T	B
1	Sid Hipperson	3	2	0	0	5	
2	Cyril Page Captain	1	1	1	1	4	1
3	Harwood Pike	1	0	1	2	4	
4	Johnny Carpenter	0	0	1	0	1	
5	Ron Wilson	0	0	0	0	0	
6	Vic Pitcher	1	2	1	0	4	
7	Jack Winstanley	1	1			2	
8	George Gower	0	1			1	
Event 2 Caister Scratch Race							
Fred Brand 77.4, Jack Freeman, Stan Page, Cliff Ladbroke							
Event 3 Norwich v Leicester Reserves							
J. Winstanley 78.2, Johnny Davies, Gower, Bill Codling Mf							
Event 4 Yarmouth Reserves Race							
Fred Brand 76.8, Stan Page, Joe Rodwell, Cliff Ladbroke							
Event 5, 6 & 7 Special Scratch Race							
First in each heat and fastest second to final							
1	Billy Bales 78.2, J. Rodwell 79.8, Hipperson, Pitcher						
2	Reg Morgan 76.4, Carruthers 76.8, C. Page. R. Wilson						
3	Tip Mills 78.2, B. Rawlinson 79.0, Carpenter, H. Pike Mf						
Event 8 Norwich Scratch Race							
J. Freeman 79.2, B. Codling, Joe Rodwell, Johnny Davies							
Event 9 Special Scratch Race - Final							
Billy Bales 76.6, Reg Morgan, Tip Mills, Bill Carruthers							

PLYMOUTH 56 YARMOUTH 28

Thursday 1st September 1949

National League Division 3

Heat		PLYMOUTH			Total		YARMOUTH			Total		PLYMOUTH		Score Chart				T	B
Time	N	Rider	Pts	H	T	N	Rider	Pts	H	T									
1	1	Peter Robinson	2	3	3	1	Bert Rawlinson	0	3	3	1	Peter Robinson	Captain	2	3	3	2	10	0
77.4	2	Johnny Bradford	1			2	Billy Bales	3			2	Johnny Bradford		1	1	1	1	4	2
2	3	Len Read	1	4	7	3	Reg Morgan	2	2	5	3	Len Read		1	3	2	1	2	1
80.2	4	Alan Smith	3			4	Johnny White	0			4	Alan Smith		3	0				3
3	5	George Wall	2	5	12	5	Bill Carruthers	1	1	6	5	George Wall		2	1	2	1	3	8
77.8	6	Pete Lansdale	3			6	Tip Mills	0			6	Pete Lansdale		3	3	3	3	12	
4	1	Peter Robinson	3	3	15	7	Fred Brand	1	3	9	7	Geoff Woodger		0	2	1	1	1	3
78.8	7	Geoff Woodger	0			4	Johnny White	2			4	Johnny White		3	3	2		8	
5	3	Len Read	3	3	18	1	Bert Rawlinson	1	3	12	1	Bert Rawlinson		0	1	1	0	1	2
76.8	4	Alan Smith	Sp			2	Billy Bales	2			2	Billy Bales		3	2	2	2	9	
6	5	George Wall	2	5	23	3	Reg Morgan	1	1	13	3	Reg Morgan	Captain	2	1	1	3	7	
77.6	6	Pete Lansdale	3			4	Johnny White	0			4	Johnny White		0	2	0	0	2	
7	1	Peter Robinson	3	4	27	5	Bill Carruthers	0	2	15	5	Bill Carruthers		1	0	1	3	5	
79.4	2	Johnny Bradford	1			6	Tip Mills	2			6	Tip Mills		0	2	0	0	2	
8	3	Len Read	2	5	32	3	Reg Morgan	1	1	16	3	Reg Morgan		1	1	0		1	1
79.4	8	Trevor Boshoff	3			8	Joe Rodwell	0			8	Joe Rodwell		0	0			0	
9	5	George Wall	1	4	36	1	Bert Rawlinson	0	2	18	1	Bert Rawlinson		0	1	1	0	1	2
77.2	6	Pete Lansdale	3			2	Billy Bales	2			2	Billy Bales		3	2	2	2	9	
10	1	Peter Robinson	2	3	39	3	Reg Morgan	3	3	21	3	Reg Morgan		2	1	1	3	7	
80.0	2	Johnny Bradford	1			4	Johnny White	0			4	Johnny White		0	2	0	0	2	
11	3	Len Read	2	5	44	5	Bill Carruthers	1	1	22	5	Bill Carruthers		1	0	1	3	5	
79.2	4	Trevor Boshoff	3			6	Tip Mills	0			6	Tip Mills		0	2	0	0	2	
12	5	George Wall	3	5	49	1	Bert Rawlinson	1	1	23	1	Bert Rawlinson		1	0	1	3	5	
79.6	8	Geoff Woodger	2			7	Fred Brand	0			7	Fred Brand		0	2	0	0	2	
13	7	Geoff Woodger	1	3	52	5	Bill Carruthers	3	3	26	5	Bill Carruthers		1	1	0		1	1
81.2	4	Trevor Boshoff	2			8	Joe Rodwell	0			8	Joe Rodwell		0	0			0	
14	2	Johnny Bradford	1	4	56	2	Billy Bales	2	2	28	2	Billy Bales		0	0			0	
77.2	6	Pete Lansdale	3			6	Tip Mills	0			6	Tip Mills		0	0			0	

YARMOUTH		Score Chart				T	B
1	Bert Rawlinson	0	1	1	0	1	2
2	Billy Bales	3	2	2	2	2	9
3	Reg Morgan	2	1	1	3	7	
4	Johnny White	0	2	0	0	2	
5	Bill Carruthers	1	0	1	3	5	
6	Tip Mills	0	2	0	0	2	
7	Fred Brand	1	1	0		1	1
8	Joe Rodwell	0	0			0	

Young Boys Scratch Race	
First & Second to Final	
1	Joe Rodwell 82.2, White, R, Morgan Sp/Ex, F. Brand Ns
2	Boshoff 83.0, Kessell, Bob Wigg Sp, Woodger Sp/Ex
Big Boys Scratch Race - Final	
Trevor Boshoff 82.0, Ivor Kessell, Joe Rodwell, J. White	
Big Boys Scratch Race Ht1 Yarmouth Ht2 Plymouth	
First & Second to Final	
1	B. Rawlinson 78.8, Carruthers, Mills Sp, Bales (laid down)
2	Pete Lansdale 78.0, Len Read, George Wall, P. Robinson
Big Boys Scratch Race - Final	
Pete Lansdale 78.8, Len Read, B. Carruthers, B. Rawlinson	

DEFEAT AT PLYMOUTH

Plymouth whom Yarmouth have yet to defeat this season, scored an overwhelming victory by 56 points to 28 at the expense of the league leaders, thus breaking Yarmouth's run of successes. Even sprightly Billy Bales had no answer to the fine Plymouth teamwork, and after winning the first heat, he was beaten out of first place in each of his other three rides by Len Read in his second ride and Pete Lansdale in heats 9 and 14.

Without winning a heat Yarmouth were completely eclipsed, and they had only three heat winners. Bales defeated the home captain, Peter Robinson and Johnny Bradford in heat 1. Heat 10 with Reg Morgan getting the better of Peter Robinson and Johnny Bradford and then Bill Carruthers won heat 13, but in this race he was up against both the Plymouth reserves, Trevor Boshoff and Geoff Woodger. In just four heats did they manage to get two points and in the other five they concede 5-1's to the Devils.

Boshoff has taken time to settle down at Plymouth, but now he has done it should be valuable. Misfortune overtook Alan Smith, second string to Len Read. After winning his first race he crashed into the safety fence when his front wheel collapsed and he broke a bone in his right foot. He will probably not race again this season.

Plymouth was certainly not the Bloaters favourite track, as in the previous meeting they had only scored 27 points, and this was the Bloater's two biggest two biggest defeats of the season. The only other track that the Bloaters scored less than 30 points was at Tamworth were they got 29 points.

The Yarmouth riders did not fare any better in the second half. As in the races



The unlucky Alan Smith

YARMOUTH 58 HASTINGS 26

Tuesday 6th September 1949

National League Division 3

Heat		YARMOUTH			Total	HASTINGS			Total	YARMOUTH		Score Chart				T	B	
Time	N	Rider	Pts	H	T	N	Rider	Pts	H	T	1	2	3	4	5	6		
1	1	Bill Carruthers	2	5	5	1	Harold Tapscott	0	1	1	2	1	2	1	2	1	8	4
73.8	2	Billy Bales	3			2	Ken Middleditch	1			3	3	3	3			12	
2	3	Tip Mills	3	3	8	3	Jock Grierson	2	3	4	0	0	2	1	1		3	1
76.8	4	Bert Rawlinson	Mf			4	Harold McNaughton	1			2	1	3	0	2		7	1
3	5	Johnny White	2	5	13	5	Norman Street	Sp	1	5	3	2	1	2	1		8	1
78.2	6	Reg Morgan	3			6	George Butler	1			3	3					6	
4	1	Bill Carruthers	2	5	18	7	Ken Smith	1	1	6	1	1	1				2	1
77.4	7	Fred Brand	3			4	Harold McNaughton	Sp			0	1	1	1	3		5	1
5	3	Tip Mills	3	3	21	2	Ken Middleditch	2	3	9	2	1	2	3	2		8	
77.2	4	Bert Rawlinson	0			3	Jock Grierson	1	1	10	1	1	2	1			6	
6	5	Johnny White	3	5	26	4	Harold McNaughton	0			1	1	0	0	0		1	1
79.4	6	Reg Morgan	2			5	Norman Street	1	1	11	0	1	1	2			4	
7	1	Bill Carruthers	2	5	31	6	George Butler	0			1	0	0	0			1	
75.4	2	Billy Bales	3			3	Jock Grierson	2	2	13	1	0					1	
8	3	Tip Mills	3	4	35	8	Bob Sivyver	0			0	0					0	
78.6	8	Joe Rodwell	1			1	Harold Tapscott	1	4	17	3	4						
9	5	Johnny White	0	2	37	2	Ken Middleditch	3			1	1						
77.6	6	Reg Morgan	2			3	Jock Grierson	1	1	18	0							
10	1	Bill Carruthers	2	5	42	4	Harold McNaughton	0			1	1						
76.8	2	Billy Bales	3			5	Norman Street	1	1	19	0	3						
11	3	Tip Mills	3	5	47	6	George Butler	0			3	3						
79.6	4	Bert Rawlinson	2			1	Harold Tapscott	3	3	22	0	2						
12	5	Johnny White	2	3	50	7	Ken Smith	0			2	2						
79.6	8	Joe Rodwell	1			5	Norman Street	2	2	24	0	2						
13	7	Fred Brand	3	4	54	8	Bob Sivyver	0			2	2						
79.0	4	Bert Rawlinson	1			2	Ken Middleditch	2	2	26	0	2						
14	2	Billy Bales	3	4	58	6	George Butler	0										
75.4	6	Reg Morgan	1															

Event 3 two Lowest Yarmouth Scorers, Event 4 1st and 2nd Highest Yarmouth Scorers. Event 7 2nd and 3rd Highest Yarmouth Scorers. Event 9 Two Best Yarmouth men over the night.

YARMOUTH		Score Chart				T	B		
1	Bill Carruthers	2	1	2	1	2	1	8	4
2	Billy Bales	3	3	3	3			12	
3	Tip Mills	3	3	3	3			12	
4	Bert Rawlinson	0	0	2	1	1		3	1
5	Johnny White	2	1	3	0	2		7	1
6	Reg Morgan	3	2	1	2	1		8	1
7	Fred Brand	3	3					6	
8	Joe Rodwell	1	1	1				2	1

HASTINGS		Score Chart				T	B	
1	Harold Tapscott	0	1	1	1	3	5	1
2	Ken Middleditch	1	2	3	2		8	
3	Jock Grierson	2	1	2	1		6	
4	Harold McNaughton	1	1	0	0	0	1	1
5	Norman Street	0	1	1	2		4	
6	George Butler	1	0	0	0		1	
7	Ken Smith	1	0				1	
8	Bob Sivyver	0	0				0	

Event 2 Yarmouth v Norwich Reserves
S. Page 78.4, Johnny Davies, Bill Codling, C. Ladbroke

Event 3 Hastings Scratch Race
Fred Brand 78.0, N. Street, H. Tapscott, B. Rawlinson

Event 4 Norwich v Yarmouth Pairs - 1
Fred Rogers 79.4, J. White, Paddy Mills Ex, Bales Sp

Event 5 Southern Scratch Race
Ken Middleditch 79.8, Grierson, Butler, McNaughton

Event 6 Norwich v Hastings Reserves
Codling & Davies (Dead Heat) 79.2, K. Smith, B. Sivyver

Event 7 Norwich v Yarmouth Pairs - 2
Paddy Mills 79.4, R. Morgan, Fred Rogers, Carruthers

Event 8 Yarmouth Scratch Race
Fred Brand 78.0, S. Page, Joe Rodwell, Cliff Ladbroke

Event 9 Norwich v Yarmouth Pairs - 3
Paddy Mills 78.2, Fred Brand, R. Morgan, Fred Rogers

BEST PAIRS COMPETITION

Monday 12th September 1949

At Exeter

Time	Rider	Team	Pts	T	Rider	Team	Pts	H
1	Eric Salmon	Bristol	1	1	Wilf Plant	Fleetwood	2	5
77.6	Jack Mountford		0		George Newton		3	
2	Eric Williams	Cradley	1	4	Vic Emms	Halifax	2	2
77.4	Alan Hunt		3		Arthur Forrest		0	
3	Ken Middleditch	Hastings	Mf	2	Reg Morgan	Yarmouth	1	4
80.6	Jock Grierson		2		Tip Mills		3	
4	Eric Salmon	Bristol	0	3	Harry Saunders	Tamworth	2	3
81.0	Jack Mountford		3		Cecil Hookham		1	
5	Eric Williams	Cradley	1	4	Wilf Plant	Fleetwood	2	2
78.6	Alan Hunt		3		George Newton		Mf	
6	Ken Middleditch	Hastings	3	3	Vic Emms	Halifax	2	3
79.8	Jock Grierson		0		Arthur Forrest		1	
7	Reg Morgan	Yarmouth	2	5	Harry Saunders	Tamworth	1	1
81.2	Tip Mills		3		Cecil Hookham		0	
8	Eric Salmon	Bristol	0	3	Eric Williams	Cradley	1	3
79.4	Jack Mountford		3		Alan Hunt		2	
9	Wilf Plant	Fleetwood	2	2	Vic Emms	Halifax	3	3
80.0	George Newton		Ex		Arthur Forrest		Ex	
10	Ken Middleditch	Hastings	3	5	Harry Saunders	Tamworth	1	1
81.0	Jock Grierson		2		Cecil Hookham		0	
11	Eric Salmon	Bristol	0	3	Reg Morgan	Yarmouth	1	3
80.6	Jack Mountford		3		Tip Mills		2	
12	Ken Middleditch	Hastings	2	2	Eric Williams	Cradley	1	4
78.4	Jock Grierson		0		Alan Hunt		3	
13	Wilf Plant	Fleetwood	2	5	Harry Saunders	Tamworth	0	1
81.2	George Newton		3		Cecil Hookham		1	
14	Vic Emms	Halifax	3	3	Reg Morgan	Yarmouth	1	3
81.0	Arthur Forrest		0		Tip Mills		2	
15	Eric Salmon	Bristol	1	3	Ken Middleditch	Hastings	3	3
79.0	Jack Mountford		2		Jock Grierson		0	
16	Wilf Plant	Fleetwood	2	5	Reg Morgan	Yarmouth	1	1
80.8	George Newton		3		Tip Mills		0	
17	Eric Williams	Cradley	3	5	Harry Saunders	Tamworth	1	1
81.8	Alan Hunt		2		Cecil Hookham		0	
18	Vic Emms	Halifax	2	3	Eric Salmon	Bristol	0	3
80.0	Arthur Forrest		1		Jack Mountford		3	
19	Wilf Plant	Fleetwood	2	3	Ken Middleditch	Hastings	3	3
78.8	George Newton		1		Jock Grierson		0	
20	Eric Williams	Cradley	2	2	Reg Morgan	Yarmouth	3	4
81.4	Alan Hunt		Mf		Tip Mills		1	
21	Vic Emms	Halifax	2	5	Harry Saunders	Tamworth	1	1
77.4	Arthur Forrest		3		Cecil Hookham		0	

Run-off after tie on points

22	Eric Williams	Cradley	0	1	Wilf Plant	Fleetwood	3	5
80.2	Alan Hunt		1		George Newton		2	



Tip Mills

Yarmouth Pair



Reg Morgan

BRISTOL								Total
Eric Salmon	1	1	0	0	0	0	1	2
Jack Mountford	0	0	3	3	3	3	2	14
Total								16
FLEETWOOD								Total
Wilf Plant	2	2	2	2	2	2	2	12
George Newton	3	3	0	0	3	3	1	10
Total								22
CRADLEY HEATH								Total
Eric Williams	1	1	1	1	1	3	2	9
Alan Hunt	3	3	3	2	3	2	0	13
Total								22
HALIFAX								Total
Vic Emms	2	2	2	3	3	2	2	14
Arthur Forrest	0	0	1	0	0	1	3	5
Total								19
HASTINGS								Total
Ken Middleditch	0	0	3	3	2	3	3	14
Jock Grierson	2	2	0	2	0	0	0	4
Total								18
YARMOUTH								Total
Reg Morgan	1	1	2	1	1	1	3	9
Tip Mills	3	3	3	2	2	0	1	11
Total								20
TAMWORTH								Total
Harry Saunders	2	2	1	1	0	1	1	6
Cecil Hookham	1	1	0	0	1	0	0	2
Total								8

PLANT AND NEWTON OF FLEETWOOD WIN EXETER BEST PAIRS

This best pairs meeting was staged, as the Exeter Falcons were away at Poole, where they lost 45-39. The meeting featured some of the top riders in the Third Division, plus two Second Division pairs from Fleetwood and Bristol.

After 21 heats had been completed the Cradley Heath and Fleetwood teams had 22 points, and a run-off was needed to sort out the winners. The two pre-war stars of Fleetwood, Plant and Newton, scored a 5-1 to give the meeting to their side.

The Yarmouth pairing of Reg Morgan and Tip Mills did well to score 20 points. They lost their chance of winning the meeting in heat 16, when were defeated 5-1, by the eventual winners George Newton and Wilf Pant. This was the only heat in which they lost the heat advantage, winning three heats and drawing two. They managed a 4-2 over Cradley in a race when Alan Hunt suffered a machine failure.

YARMOUTH 57 POOLE 26

Tuesday 13th September 1949

National League Division 3

Heat		YARMOUTH			Total		POOLE			Total		YARMOUTH		Score Chart				T	B		
Time	N	Rider	Pts	H	T	N	Rider	Pts	H	T											
1	1	Johnny White	2	3	3	1	Cyril Quick	3	3	3	1	Johnny White	2	3	3	3	3	11			
74.2	2	Reg Morgan	1			2	Frank Holcombe	Mf			2	Reg Morgan	1	1	1	2	1	2	1	6	3
2	3	Billy Bales	3	5	8	3	Dick Howard	1	1	4	3	Billy Bales	3	3	3	3	3	12			
76.4	4	Bill Carruthers	2			4	Ticker James	Sp			4	Bill Carruthers	2	1	1	2	1	3	8	2	
3	5	Tip Mills	3	5	13	5	Fred Pawson	1	1	5	5	Tip Mills	3	3	2	0		8			
78.4	6	Fred Brand	2			6	Charlie Hayden	0			6	Fred Brand	2	1	1	1	3	7	2		
4	1	Johnny White	3	5	18	7	Terry Small	0	1	6	7	Bert Rawlinson	2	1	0			2	1		
78.2	7	Bert Rawlinson	2			4	Ticker James	1			8	Stan Page	1	2				3			
5	3	Billy Bales	3	4	22	1	Cyril Quick	2	2	8	POOLE		Score Chart				T	B			
75.4	4	Bill Carruthers	1			2	Frank Holcombe	0			1	Cyril Quick	Captain	3	2	3	3	11			
6	5	Tip Mills	3	4	26	3	Dick Howard	Mf	2	10	2	Frank Holcombe		0	0	0	1	1			
77.4	6	Fred Brand	1			4	Ticker James	2			3	Dick Howard		1	0	2	1	4			
7	1	Johnny White	3	4	30	5	Fred Pawson	2	2	12	4	Ticker James		0	1	2	0	3			
79.2	2	Reg Morgan	1			6	Charlie Hayden	0			5	Fred Pawson		1	2	0	2	5			
8	3	Billy Bales	3	4	34	3	Dick Howard	2	2	14	6	Charlie Hayden		0	0	1	0	1			
76.6	8	Stan Page	1			8	Dave Anderson	0			7	Terry Small		0	0			0			
9	5	Tip Mills	2	3	37	1	Cyril Quick	3	3	17	8	Dave Anderson		0	1	1		1	1		
76.4	6	Fred Brand	1			2	Frank Holcombe	0			Event 2		Yarmouth v Norwich Reserves								
10	1	Johnny White	3	5	42	3	Dick Howard	1	1	18	C. Ladbroke 81.0, J. Rodwell, B. Codling Mf, J. Davies Sp										
79.2	2	Reg Morgan	2			4	Ticker James	0			Event 3, 5 & 6		Special Scratch Race								
11	3	Billy Bales	3	5	47	5	Fred Pawson	Mf	1	19	First in each heat and fastest second to Final										
77.6	4	Bill Carruthers	2			6	Charlie Hayden	1			1	Tip Mills 78.2, J. White 79.2, D. Howard, Ticker James									
12	5	Tip Mills	Sp	2	49	1	Cyril Quick	3	3	22	2	R. Morgan 76.2, B. Carruthers 76.4, C. Hayden, Pawson									
77.6	8	Stan Page	2			7	Terry Small	Sp			3	C. Quick 76.2, Fred Brand 79.0 F. Holcombe, B. Bales Nf									
13	7	Bert Rawlinson	0	3	52	5	Fred Pawson	2	3	25	Event 4		Yarmouth Reserves Scratch Race								
78.8	4	Bill Carruthers	3			8	Dave Anderson	1			S. Page 79.0, B. Rawlinson, Joe Rodwell Sp, Ladbroke Mf										
14	2	Reg Morgan	2	5	57	2	Frank Holcombe	1	1	26	Event 7		Norwich v Poole Reserves								
78.4	6	Fred Brand	3			6	Charlie Hayden	0			Johnny Davies 79.8, Bill Codling, D. Anderson, T. Small Nf										
											Event 8		Yarmouth Reserves Scratch Race								
											B. Rawlinson 78.4, S. Page, Cliff Ladbroke, Joe Rodwell										
											Event 9		Special Scratch Race - Final								
											Cyril Quick 77.6, Bill Carruthers, Tip Mills, Reg Morgan Nf										

YARMOUTH 63 LIVERPOOL 21

Tuesday 20th September 1949

National League Division 3

Heat	YARMOUTH				LIVERPOOL				Total	
	N	Rider	Pts	H	T	N	Rider	Pts	H	T
1 75.4	1	Bill Carruthers	3	5	5	1	Angus McGuire	0	1	1
	2	Billy Bales	2			2	Harry Welch	1		
2 77.4	3	Reg Morgan	1	4	9	3	Fred Wills	2	2	3
	4	Johnny White	3			4	Doug Serrurier	Sp		
3 76.2	5	Fred Brand	3	5	14	5	Alex Gray	1	1	4
	6	Tip Mills	2			6	Charlie Oates	0		
4 76.4	1	Bill Carruthers	3	5	19	7	Percy Brine	Mf	1	5
	7	Bert Rawlinson	2			4	Doug Serrurier	1		
5 77.8	3	Reg Morgan	3	4	23	1	Angus McGuire	Sp	2	7
	4	Johnny White	1			2	Harry Welch	2		
6 76.2	5	Fred Brand	3	5	28	3	Fred Wills	0	1	8
	6	Tip Mills	2			4	Doug Serrurier	1		
7 76.6	1	Bill Carruthers	3	3	31	5	Alex Gray	2	3	11
	2	Billy Bales	Mf			6	Charlie Oates	1		
8 78.0	3	Reg Morgan	3	5	36	3	Fred Wills	1	1	12
	8	Stan Page	2			8	Reg Duval	0		
9 77.0	5	Fred Brand	3	5	41	1	<i>Percy Brine</i>	0	1	13
	6	Tip Mills	2			2	Harry Welch	1		
10 77.6	1	Bill Carruthers	3	5	46	3	Fred Wills	0	1	14
	2	Billy Bales	2			4	Doug Serrurier	1		
11 77.8	3	Reg Morgan	2	5	51	5	Alex Gray	1	1	15
	4	Johnny White	3			6	Charlie Oates	0		
12 78.4	5	Fred Brand	3	5	56	1	<i>Reg Duval</i>	0	1	16
	8	Stan Page	2			7	Percy Brine	1		
13 77.0	7	Bert Rawlinson	2	2	58	5	Alex Gray	3	4	20
	4	Johnny White	Sp			8	Reg Duval	1		
14 75.8	2	Billy Bales	2	5	63	2	Harry Welch	0	1	21
	6	Tip Mills	3			6	Charlie Oates	1		

Reg Duval programmed as Ray Duval.

Event 2 Bassey Davey for Johnny Davies. Event 3 Rodwell for McGuire. Event 6 Bill Billman for Johnny Davies.

YARMOUTH		Score Chart				T	B
1	Bill Carruthers	3	3	3	3	12	
2	Billy Bales	2	1	0	2	1	6
3	Reg Morgan Captain	1	3	3	2	1	9
4	Johnny White	3	1	3	0		7
5	Fred Brand	3	3	3	3		12
6	Tip Mills	2	1	2	1	3	9
7	Bert Rawlinson	2	1	2			4
8	Stan Page	2	1	2	1		4

LIVERPOOL		Score Chart				T	B
1	Angus McGuire	0	0				0
2	Harry Welch Captain	1	2	1	0		4
3	Fred Wills	2	0	1	0		3
4	Doug Serrurier	0	1	1	1		3
5	Alex Gray	1	2	1	3		7
6	Charlie Oates	0	1	1	0	1	2
7	Percy Brine	0	0	1			1
8	Reg Duval	0	0	1			1

Event 2 Norwich Scratch Race
B. Codling 78.0, Bassey Davey, C. Ladbroke, Bill Billman

Event 3 Liverpool Scratch Race
Joe Rodwell 78.0, Doug Serrurier, R. Duval, Percy Brine

Event 4 Yarmouth Scratch Race
S. Page 77.0, B. Rawlinson, Cliff Ladbroke, Joe Rodwell

Event 5 Roy Fellowes Scratch Race
First in each heat and fastest second to Final

1	Billy Bales 75.4, J. White 78.0, Fred Wills, Alex Gray
2	B. Carruthers 77.4, H. Welch 79.2, C. Oates, Tip Mills
3	Stan Page 76.4, Fred Brand 77.4, B. Rawlinson, Morgan

Caister Scratch Race
Bill Codling 78.0, J. Rodwell, Bassey Davey, Bill Billman

Event 7 Roy Fellowes Scratch Race - Final
Billy Bales 76.4, Bill Carruthers, Stan Page, Fred Brand

YARMOUTH 51 EXETER 33

Tuesday 27th September 1949

National League Division 3

Heat		YARMOUTH			Total	EXETER			Total	YARMOUTH					Score Chart		T	B		
Time	N	Rider	Pts	H	T	N	Rider	Pts	H	T										
1	1	Johnny White	Sp	3	3	1	Arthur Pilgrim	1	3	3	1	Johnny White	0	2	1	1	4			
72.2	2	Billy Bales	3			2	Norman Clay	2			2	Billy Bales	3	3	3	3	12			
2	3	Bill Carruthers	3	4	7	3	Don Hardy	2	2	5	3	Bill Carruthers	3	3	3	3	12			
75.0	4	Reg Morgan	1			4	Vic Gent	Sp			4	Reg Morgan	1	0	1	3	5			
3	5	Tip Mills	3	4	11	5	Hugh Geddes	2	2	7	5	Tip Mills	3	3	2	3	11			
75.8	6	Fred Brand	1			6	Johnny Myson	0			6	Fred Brand	1	2	1	1	0	4		
4	1	Johnny White	2	2	13	7	Stan Lanfear	1	4	11	7	Bert Rawlinson	0	1			1			
78.0	7	Bert Rawlinson	Ex			4	Vic Gent	3			8	Stan Page	1	1			2			
5	3	Bill Carruthers	3	3	16	1	Arthur Pilgrim	1	3	14	EXETER					Score Chart		T	B	
76.0	4	Reg Morgan	0			2	Norman Clay	2			1	Arthur Pilgrim	1	1	1	1	0	0	2	2
6	5	Tip Mills	3	5	21	3	Don Hardy	1	1	15	2	Norman Clay	2	2	3	2	9			
75.4	6	Fred Brand	2			4	Vic Gent	Sp			3	Don Hardy	2	1	2	2	7			
7	1	Johnny White	1	4	25	5	Hugh Geddes	2	2	17	4	Vic Gent	0	3	0	0	3			
74.4	2	Billy Bales	3			6	Johnny Myson	Sp			5	Hugh Geddes	2	2	2	2	8			
8	3	Bill Carruthers	3	4	29	3	Don Hardy	2	2	19	6	Johnny Myson	0	0	0	1	1	1	1	
76.2	8	Stan Page	1			8	Goog Hoskins	0			7	Stan Lanfear	1	2			3			
9	5	Tip Mills	2	3	32	1	Arthur Pilgrim	0	3	22	8	Goog Hoskins	0	0			0			
75.0	6	Fred Brand	1			2	Norman Clay	3			Event 2							Yarmouth v Norwich Reserves		
10	1	Johnny White	1	4	36	3	Don Hardy	2	2	24	B. Codling 76.6, C. Ladbroke, Joe Rodwell. Johnny Davies Nf									
73.6	2	Billy Bales	3			4	Vic Gent	Sp			Event 3, 4 & 5							Special Scratch Race		
11	3	Bill Carruthers	3	4	40	5	Hugh Geddes	2	2	26	1 Don Hardy 77.8, J. White 78.6, T. Mills Nf H. Geddes Nf									
77.8	4	Reg Morgan	1			6	Johnny Myson	0			2 Billy Bales 75.8, Fred Brand 79.2, Vic Gent, A. Pilgrim									
12	5	Tip Mills	3	4	44	1	Arthur Pilgrim	0	2	28	3 N. Clay 76.0, B. Carruthers 78.2, Reg Morgan. J. Myson									
76.4	8	Stan Page	1			7	Stan Lanfear	2			Event 6							Exeter v Yarmouth Reserves		
13	7	Bert Rawlinson	1	4	48	5	Hugh Geddes	2	2	30	Stan Page 81.2, Bert Rawlinson, Stan Lanfear, Johnny Davies									
77.4	4	Reg Morgan	3			8	Goog Hoskins	Sp			Event 7							Special Scratch Race - Final		
14	2	Billy Bales	3	3	51	2	Norman Clay	2	3	33	Billy Bales 75.4, Don Hardy, Norman Clay, Bill Carruthers									
73.8	6	Fred Brand	0			6	Johnny Myson	1			Goog Hoskins programmed as Danny Hoskins.									

HASTINGS 41 YARMOUTH 43

Wednesday 28th September 1949

National League Division 3

Heat	HASTINGS					Total	YARMOUTH					Total	HASTINGS				Score Chart				T	B														
Time	N	Rider	Pts	H	T	N	Rider	Pts	H	T																										
1	1	Jock Grierson	3			1	Johnny White	Sp			2	2																								
71.8	2	Norman Street	1	4	4	2	Billy Bales	2			2	2																								
2	3	Harold McNaughton	0			3	Bill Carruthers	1			1	3	5																							
75.0	4	Alan Smith	3	3	7	4	Reg Morgan	2			2	3	5																							
3	5	George Butler	0			5	Tip Mills	2			2	3	8																							
73.8	6	Ken Middleditch	3	3	10	6	Fred Brand	1			1	3	8																							
4	1	Jock Grierson	3			7	Bert Rawlinson	1			1	3	11																							
74.2	7	Harold Tapscott	0	3	13	4	Reg Morgan	2			2	3	11																							
5	3	<i>Bob Sivyver</i>	0			1	<i>Bert Rawlinson</i>	1			1	4	15																							
73.2	4	Alan Smith	2	2	15	2	Billy Bales	3			3	4	15																							
6	5	George Butler	1			3	Bill Carruthers	2			2	2	17																							
73.8	6	Ken Middleditch	3	4	19	4	Reg Morgan	0			0	2	17																							
7	1	Jock Grierson	3			5	Tip Mills	1			1	1	18																							
74.2	2	Norman Street	2	5	24	6	Fred Brand	0			0	1	18																							
8	3	<i>Bob Sivyver</i>	0			3	Bill Carruthers	2			2	5	23																							
76.8	8	Harold Tapscott	1	1	25	8	Stan Page	3			3	5	23																							
9	5	George Butler	0			1	<i>Bert Rawlinson</i>	1			1	3	26																							
73.8	6	Ken Middleditch	3	3	28	2	Billy Bales	2			2	3	26																							
10	1	Jock Grierson	0			3	Bill Carruthers	3			3	5	31																							
75.6	2	Norman Street	1	1	29	4	Reg Morgan	2			2	5	31																							
11	3	Harold McNaughton	Ex			5	Tip Mills	2			2	3	34																							
75.8	4	Alan Smith	3	3	32	6	Fred Brand	1			1	3	34																							
12	5	<i>Harold Tapscott</i>	1			1	<i>Stan Page</i>	3			3	5	39																							
76.2	8	Bob Sivyver	0	1	33	7	Bert Rawlinson	2			2	5	39																							
13	7	Harold Tapscott	1			5	Tip Mills	2			2	2	41																							
76.4	4	Alan Smith	3	4	37	8	Stan Page	0			0	2	41																							
14	2	Norman Street	1			2	Billy Bales	2			2	2	43																							
73.2	6	Ken Middleditch	3	4	41	6	Fred Brand	0			0	2	43																							

YARMOUTH		Score Chart				T	B
1	Johnny White	0				0	
2	Billy Bales	2	3	2	2	9	
3	Bill Carruthers	1	1	2	2	1	3
4	Reg Morgan	2	2	0	2	1	6
5	Tip Mills	2	1	2	2	7	
6	Fred Brand	1	1	0	1	1	0
7	Bert Rawlinson	1	1	1	1	1	2
8	Stan Page	3	3	0			6

Future Stars Scratch Race
Aldridge 80.2, Hood, Tidbury, English

Reserves Scratch Race
Rawlinson 76.2, Tapscott, Page, Sivyver

Yarmouth Scratch Race
1 Butler 76.8, McNaughton, Aldridge, Hood
2 Street 73.8, Grierson, Tapscott, Rawlinson
3 Middleditch 74.0, Smith, Bales, Tidbury ef
4 Brand 77.8, Carruthers, Mills, Morgan f

Yarmouth Scratch Race Final
Street 75.0, Butler, Middleditch, Brand

BEST PAIRS COMPETITION

Monday 3rd October 1949

At Poole

Time	Rider	Team	Pts	T	Rider	Team	Pts	H
1	Harry Saunders	Tamworth	2	5	Bert Croucher	Oxford	1	1
76.8	Peter Orpwood		3		Alf Viccary		0	
2	Mick Mitchell	Swindon	Sp	2	Pete Lansdale	Plymouth	Sp	3
79.0	George Craig		2		Len Read		3	
3	Jim Squibb	Southampton	2	2	Tony Lewis	Yarmouth	1	4
79.8	Cecil Bailey		0		Reg Morgan		3	
4	Billy Hole	Bristol	3	5	Vic Emms	Halifax	1	1
78.6	Jack Mountford		2		Arthur Forrest		0	
5	Harry Saunders	Tamworth	2	5	Pete Lansdale	Plymouth	Dnr	1
80.6	Peter Orpwood		3		Len Read		1	
6	Mick Mitchell	Swindon	Dnr	3	Bert Croucher	Oxford	2	3
79.8	George Craig		3		Alf Viccary		1	
7	Billy Hole	Bristol	3	5	Jim Squibb	Southampton	1	1
79.6	Jack Mountford		2		Cecil Bailey		0	
8	Tony Lewis	Yarmouth	0	3	Vic Emms	Halifax	2	3
80.2	Reg Morgan		3		Arthur Forrest		1	
9	Mick Mitchell	Swindon	Dnr	0	Harry Saunders	Tamworth	3	5
81.0	George Craig		Sp		Peter Orpwood		2	
10	Billy Hole	Bristol	1	4	Pete Lansdale	Plymouth	Dnr	2
79.6	Jack Mountford		3		Len Read		2	
11	Tony Lewis	Yarmouth	0	3	Bert Croucher	Oxford	2	3
80.0	Reg Morgan		3		Alf Viccary		1	
12	Jim Squibb	Southampton	1	1	Vic Emms	Halifax	3	5
80.6	Cecil Bailey		0		Arthur Forrest		2	
13	Billy Hole	Bristol	2	5	Mick Mitchell	Swindon	Dnr	1
79.4	Jack Mountford		3		George Craig		1	
14	Pete Lansdale	Plymouth	Dnr	3	Bert Croucher	Oxford	2	3
81.0	Len Read		3		Alf Viccary		1	
15	Jim Squibb	Southampton	2	2	Harry Saunders	Tamworth	3	4
81.4	Cecil Bailey		0		Peter Orpwood		1	
16	Vic Emms	Halifax	3	5	Bert Croucher	Oxford	Sp	1
82.4	Arthur Forrest		2		Alf Viccary		1	
17	Tony Lewis	Yarmouth	1	3	Pete Lansdale	Plymouth	Dnr	3
79.8	Reg Morgan		2		Len Read		3	
18	Jim Squibb	Southampton	3	4	Mick Mitchell	Swindon	Dnr	2
81.0	Cecil Bailey		1		George Craig		2	
19	Wilf Plant	Fleetwood	2	5	Vic Emms	Halifax	1	1
81.0	George Newton		3		Arthur Forrest		0	
20	Billy Hole	Bristol	2	1	Tony Lewis	Yarmouth	0	3
80.0	Jack Mountford		1		Reg Morgan		3	

BRISTOL								Total
Billy Hole	1	3	3	1	2	2		11
Jack Mountford	0	2	2	3	3	1		11
Total								22
SOUTHAMPTON								Total
Jim Squibb	2	2	1	1	2	3		9
Cecil Bailey	3	0	0	0	0	1		1
Total								10
SWINDON								Total
Mick Mitchell	1	0						0
George Craig	3	2	3	0	1	2		8
Total								8
TAMWORTH								Total
Harry Saunders	2	2	2	3	3	2		12
Peter Orpwood	0	3	3	2	1	3		12
Total								24
YARMOUTH								Total
Tony Lewis	0	1	0	0	1	0		2
Reg Morgan	2	3	3	3	2	3		14
Total								16
HALIFAX								Total
Vic Emms	1	1	2	3	3	1		10
Arthur Forrest	3	0	1	2	2	0		5
Total								15
PLYMOUTH								Total
Pete Lansdale	2	0						0
Len Read	1	3	1	2	3	3		12
Total								12
OXFORD								Total
Bert Croucher	2	1	2	2	2	0		7
Alf Viccary	1	0	1	1	1	1		4
Total								11

The Speedway News & Speedway Echo credited Halifax with third place with 15 points. Both had Yarmouth 15 and Southampton on 11. Heat details in both magazines and the 1949 Poole handbook gave Lewis 2 points. As far as I am concerned Yarmouth were third and with Bales would have won the meeting.

YARMOUTH THIRD ?

With Poole riding away in a League meeting at Liverpool, where they lost 48-36, Poole staged a Best Pairs Competition that included Bales and Morgan for Yarmouth. Bales, who in his two previous visits, had scored two maximum's and broken the Poole track record, had the bad luck to seized his motor before the meeting started, and he was replaced by the Poole novice Tony Lewis.

A spectacular spill in the second heat took much of the interest from the battle for the trophies. Trying to get through on the second bend, Mitchell crashed and brought down Lansdale. Mitchell was taken to hospital to be treated for a bad gash over his eye, but Lansdale was fortunate inasmuch as he only received bruises on a place not usually mentioned in the best of society and was unable to take further part in the racing. Craig of Swindon, and Read of Plymouth, were thus left to battle alone with no chance of winning.

Tamworth's, Saunders and Orpwood were the winners, but they had not rode against Yarmouth or Bristol. Saunders commented when receiving his prize from Alderman Haynes, the Mayor of Poole, "We only won thanks to the practice we had here last week". Referring to Tamworth's defeat of Poole by 41-43 in which he scored 10 points. Second were the Bristol pair, Hole and Mountford, with 22 points, who at first appeared were going or sweep all before them, but their fine team riding was eventually broken up by Read and than by Morgan, who beat the Bristol boys by several lengths in the last race of the night. Morgan, who had one of his best ever away meetings, was the top score with 14 points, he was only beaten by Len Read, and with Lewis adding 2 points this added up to 16 and third place.

YARMOUTH 53 RAYLEIGH 31

Tuesday 4th October 1949

National League Division 3

Heat		YARMOUTH			Total		RAYLEIGH			Total		YARMOUTH					Score Chart			T	B		
Time	N	Rider	Pts	H	T	N	Rider	Pts	H	T													
1	1	Johnny White	3			1	Wally Mawdsley	1															
76.2	2	Billy Bales	Sp	3	3	2	Les McGillivray	2	3	3													
2	3	Reg Morgan	3			3	Vic Gooden	1															
76.2	4	Bill Carruthers	Sp	3	6	4	Ron Howes	2	3	6													
3	5	Fred Brand	2			5	Pat Clarke	Sp															
79.2	6	Tip Mills	3	5	11	6	Jim Gregory	1	1	7													
4	1	Johnny White	3			7	Jack Unstead	Sp															
78.6	7	Bert Rawlinson	2	5	16	4	Ron Howes	1	1	8													
5	3	Reg Morgan	1			1	Wally Mawdsley	0															
75.2	4	Bill Carruthers	3	4	20	2	Les McGillivray	2	2	10													
6	5	Fred Brand	2			3	Vic Gooden	0															
76.6	6	Tip Mills	3	5	25	4	Ron Howes	1	1	11													
7	1	Johnny White	Mf			5	Pat Clarke	2															
75.4	2	Billy Bales	3	3	28	6	Jim Gregory	1	3	14													
8	3	Reg Morgan	3			3	Vic Gooden	1															
78.0	8	Stan Page	0	3	31	8	Doug Ible	2	3	17													
9	5	Fred Brand	1			1	Wally Mawdsley	0															
77.0	6	Tip Mills	3	4	35	2	Les McGillivray	2	2	19													
10	1	Johnny White	3			3	Vic Gooden	Sp															
77.4	2	Billy Bales	2	5	40	4	Ron Howes	1	1	20													
11	3	Reg Morgan	0			5	Pat Clarke	3															
77.0	4	Bill Carruthers	2	2	42	6	Jim Gregory	1	4	24													
12	5	Fred Brand	3			1	Wally Mawdsley	0															
77.6	8	Stan Page	1	4	46	7	Jack Unstead	2	2	26													
13	7	Bert Rawlinson	Sp			5	Pat Clarke	1															
76.2	4	Bill Carruthers	3	3	49	8	Doug Ible	2	3	29													
14	2	Billy Bales	1			2	Les McGillivray	0															
77.0	6	Tip Mills	3	4	53	6	Jim Gregory	2	2	31													
												RAYLEIGH					Score Chart			T	B		
												1	Wally Mawdsley	1	1	0	0	0	1	1			
												2	Les McGillivray	2	2	2	0	0	6				
												3	Vic Gooden	1	1	0	1	1	0	2	2		
												4	Ron Howes	2	1	1	1	1	5				
												5	Pat Clarke	0	2	3	1	1	6	1			
												6	Jim Gregory	1	1	1	1	2	5	1			
												7	Jack Unstead	0	2				2				
												8	Doug Ible	2	2				4				
												Event 2					Norwich v Yarmouth						
												Bob Leverenz 74.6, Phil Clarke, Fred Brand, Tip Mills											
												Event 3					Rayleigh Scratch Race						
												Pat Clarke 77.0, Jim Grgory, Les McGillivray, Ron Howes											
												Event 4					Norwich v Yarmouth						
												Bill Carruthers 76.4, Phil Clarke, Reg Morgan, Paddy Mills											
												Event 5					Southern Scratch Race						
												Jack Mountford 79.6, V. Gooden, Mawdsley Sp, D. Ible Sp											
												Event 6					Yarmouth Scratch Race						
												B. Rawlinson 78.0, S. Page, Cliff Ladbroke, Joe Rodwell											
												Event 7					Norwich v Yarmouth Reserves						
												Bill Codling 79.8, Ladbroke, Joe Rodwell, Johnny Davies											
												Event 8					Norwich v Yarmouth						
												J. White 77.4, Bob Leverenz, Paddy Mills, Billy Bales Sp											

YARMOUTH 58 PLYMOUTH 24

Tuesday 11th October 1949

National League Division 3

Heat		YARMOUTH			Total		PLYMOUTH			Total		YARMOUTH					Score Chart			T	B	
Time	N	Rider	Pts	H	T	N	Rider	Pts	H	T												
1	1	Bill Carruthers	2			1	Pete Robinson	1														
76.0	2	Billy Bales	3	5	5	2	Johnny Bradford	0		1												
2	3	Tip Mills	3			3	Alan Smith	Mf														
78.0	4	Fred Brand	2	5	10	4	Len Read	Sp		0												
3	5	Reg Morgan	2			5	George Wall	Mf														
78.2	6	Johnny White	3	5	15	6	Peter Lansdale	1		1												
4	1	Bill Carruthers	3			7	Robert Wigg	1														
77.4	7	Bert Rawlinson	2	5	20	4	Len Read	Mf		1												
5	3	Tip Mills	1			1	Pete Robinson	0														
74.8	4	Fred Brand	2	3	23	2	Johnny Bradford	3		3												
6	5	Reg Morgan	3			3	Alan Smith	2														
77.2	6	Johnny White	Sp	3	26	4	Len Read	Mf		2												
7	1	Bill Carruthers	2			5	George Wall	Mf														
77.2	2	Billy Bales	3	5	31	6	Peter Lansdale	1		1												
8	3	Tip Mills	2			3	Alan Smith	1														
78.6	8	Stan Page	3	5	36	8	Ivan Kessell	0		1												
9	5	Reg Morgan	2			1	Pete Robinson	0														
75.0	6	Johnny White	1	3	39	2	Johnny Bradford	3		3												
10	1	Bill Carruthers	2			3	Alan Smith	0														
76.8	2	Billy Bales	3	5	44	4	Len Read	1		1												
11	3	Tip Mills	3			5	George Wall	2														
76.2	4	Fred Brand	0	3	47	6	Peter Lansdale	1		1												
12	5	Reg Morgan	2			1	Pete Robinson	1														
78.0	8	Stan Page	3	5	52	7	Robert Wigg	Sp		1												
13	7	Bert Rawlinson	2			5	George Wall	Mf														
79.4	4	Fred Brand	3	5	57	8	Ivan Kessell	1		1												
14	2	Billy Bales	Sp			2	Johnny Bradford	3														
72.4	6	Johnny White	1	1	58	6	Peter Lansdale	2		5												

Robert Wigg also rode as Bob Wigg

PLYMOUTH		Score Chart					T	B
1	Pete Robinson	1	0	0	1	2		
2	Johnny Bradford	0	3	3	3	9		
3	Alan Smith	0	2	1	0	3		
4	Len Read	0	0	0	1	1		
5	George Wall	0	0	2	0	2		
6	Peter Lansdale	1	1	1	1	2	5	
7	Robert Wigg	1	0			1		
8	Ivan Kessell	0	1			1		
Event 2 Norwich v Yarmouth Reserves								
Joe Rodwell 79.8, C. Ladbroke, J. Davies Sp, Codling Mf								
Event 3, 4 & 5 Special Scratch Race								
First in each heat and fastest second to Final								
1 R. Morgan 75.6, B. Carruthers 76.8, P. Robinson, Wall Mf								
2 Billy Bales 74.0, J. White 76.8, Len Read, Alan Smith Mf								
3 J. Bradford 75.2, Tip Mills 77.0, Fred Brand, P. Lansdale Sp								
Event 6 Yarmouth v Plymouth Reserves								
B. Rawlinson 78.0, Robert Wigg, Stan Page, Ivan Kessell								
Event 7 Special Scratch Race - final								
Johnny Bradford 75.4, R. Morgan, J. White, B. Bales Spill								

HANLEY 39 YARMOUTH 44

Saturday 15th October 1949

National League Division 3

Heat		HANLEY			Total		YARMOUTH			Total		HANLEY		Score Chart				T	B		
Time	N	Rider	Pts	H	T	N	Rider	Pts	H	T											
1	1	Ken Adams	Mf	1	1	1	Johnny White	2	5	5	1	Ken Adams	Captain	0		2	1	3			
73.2	2	Ray Harris	1			2	Billy Bales	3			2	Ray Harris		1	1	0		2	1		
2	3	Gil Blake	Sp	2	3	3	Reg Morgan	3			3	Gil Blake		0		3	1	4			
74.6	4	Lindsay Mitchell	2			4	Bill Carruthers	Mf	3	8	4	Lindsay Mitchell		2	2	3	3	10			
3	5	Les Jenkins	3	3	6	5	Tip Mills	2	3	11	5	Les Jenkins		3	3	3	0	9			
74.2	6	Bill Harris	0			6	Fred Brand	1			6	Bill Harris		0	1	1	1	3			
4	1	<i>Frank Evans</i>	0	2	8	7	Bert Rawlinson	1	4	15	7	John Fitzpatrick		2	0	2	1	4	1		
75.2	7	John Fitzpatrick	2			4	Bill Carruthers	3			8	Frank Evans		0	1	3		4			
5	3	<i>John Fitzpatrick</i>	Sp	2	10	1	Johnny White	1	4	19	1	John Fitzpatrick		2	1	1	0	2	5	1	
73.8	4	Lindsay Mitchell	2			2	Billy Bales	3			2	Billy Bales		3	3	2	3	11			
6	5	Les Jenkins	3	4	14	3	Reg Morgan	2	2	21	3	Reg Morgan	Captain	3	2	2	2	1	9	1	
74.8	6	Bill Harris	1			4	Bill Carruthers	Mf			4	Bill Carruthers		0	3	0	3	6			
7	1	Ken Adams	2	3	17	5	Tip Mills	0	3	24	5	Tip Mills		2	0	0		2			
74.8	2	Ray Harris	1			6	Fred Brand	3			6	Fred Brand		1	1	3	2	2	1	8	2
8	3	Gil Blake	3	4	21	3	Reg Morgan	2	2	26	7	Bert Rawlinson		1	1	1	1	3	1		
75.2	8	Frank Evans	1			8	Stan Page	0			8	Stan Page		0	0			0			
9	5	Les Jenkins	3	4	25	1	Johnny White	0	2	28	Event 2 Favourite Match Race										
74.8	6	Bill Harris	1			2	Billy Bales	2			Les Jenkins 78.0, Billy Bales Spill										
10	1	Ken Adams	1	1	26	3	Reg Morgan	2	5	33	Event 3 Etruria Scurry										
75.4	2	Ray Harris	Mf			4	Bill Carruthers	3			Stan Page 77.8, Jack Riley, Reg Gregory, Bert Rawlinson Sp.										
11	3	Gil Blake	1	4	30	5	Tip Mills	Ex	2	35	Event 4 Newcastle Scurry										
75.4	4	Lindsay Mitchell	3			6	Fred Brand	2			F. Evans 76.2, Brian Pritchett, Fitzpatrick Sp. Bradbury Sp										
12	5	Les Jenkins	Mf	3	33	1	Johnny White	2	3	38	Event 5 The Bloaters Scurry										
75.2	8	Frank Evans	3			7	Bert Rawlinson	1			Heat Winners to Final										
13	7	John Fitzpatrick	2	5	38	5	<i>Bert Rawlinson</i>	1	1	39	1 Johnny White 67.6 Ray Harris, John Riley, Reg Gregory										
76.6	4	Lindsay Mitchell	3			8	Stan Page	0			2 F. Brand 75.2, Ken Adams, Stan Bradbury, Billy Bales Mf										
14	2	Ray Harris	0	1	39	2	Billy Bales	3	5	44	3 Bill Carruthers 75.2 Frank Evans, J. Fitzpatrick, L. Jenkins										
76.4	6	Bill Harris	1			6	Fred Brand	2			4 L. Mitchell 76.8, Brian Pritchett, Reg Morgan, Bill Harris										
Event 5-1 Gregory for Blake & Riley for Tip Mills.											Final - L. Mitchell 76.4, B. Carruthers, F. Brand, J. White Sp										

YARMOUTH 56 NORWICH 28

Tuesday 18th October 1949

Special Challenge Match

Heat		YARMOUTH			Total	NORWICH			Total	YARMOUTH		Score Chart				T	B				
Time	N	Rider	Pts	H	T	N	Rider	Pts	H	T											
1	1	Johnny White	Mf	3	3	1	Ted Bravery	1	3	3	1	Johnny White	0	2	2	1	0	4	1		
74.0	2	Billy Bales	3			2	Phil Clarke	2			2	Billy Bales	3	3	3	2	1	11	1		
2	3	Reg Morgan	1	3	6	3	Jack Freeman	3	3	6	3	Reg Morgan	1	1	3	3	2	1	9	2	
77.0	4	Bill Carruthers	2			4	Paddy Mills	0			4	Bill Carruthers	2	2	1	3	2		9	1	
3	5	Fred Brand	2	5	11	5	Bob Leverenz	1	1	7	5	Fred Brand	2	1	2	1	2	1	3	9	3
76.8	6	Tip Mills	3			6	Syd Littlewood	0			6	Tip Mills	3	3	3	3			12	4	
4	1	Johnny White	2	2	13	7	Bill Codling	1	4	11	7	Bert Rawlinson	0	1	1				1	1	
77.4	7	Bert Rawlinson	Sp			4	Paddy Mills	3			8	Stan Page	0	1					1		
5	3	Reg Morgan	3	5	18	1	Ted Bravery	Sp	1	12	NORWICH						Score Chart		T	B	
76.6	4	Bill Carruthers	2			2	Phil Clarke	1			1	Ted Bravery	1	1	0	0			1	1	
6	5	Fred Brand	2	5	23	3	Jack Freeman	1	1	13	2	Phil Clarke	2	1	1	1			5		
77.8	6	Tip Mills	3			4	Paddy Mills	0			3	Jack Freeman	3	1	1	1	2		7	1	
7	1	Johnny White	2	5	28	5	Bob Leverenz	0	1	14	4	Paddy Mills	0	3	0	1	1		4	1	
76.4	2	Billy Bales	3			6	Bill Codling	1			5	Bob Leverenz	1	0	0	3			4		
8	3	Reg Morgan	3	3	31	3	Jack Freeman	1	3	17	6	Syd Littlewood	0		1	0			1		
78.6	8	Stan Page	0			8	Johnny Davies	2			7	Bill Codling	1	1	2			4			
9	5	Fred Brand	2	5	36	1	Ted Bravery	0	1	18	8	Johnny Davies	2	0	0			2			
77.2	6	Tip Mills	3			2	Phil Clarke	1			Event 2						Caister Scrach Race				
10	1	Johnny White	Sp	3	39	3	Jack Freeman	2	3	21	Joe Rodwell 81.2, Bill Billman, Cliff Ladbroke, Phil Day										
76.6	2	Billy Bales	3			4	Paddy Mills	1			Event 3						Bloaters Scrach Race				
11	3	Reg Morgan	2	5	44	5	Bob Leverenz	Sp	1	22	Fred Brand 77.4, Johnny White, Stan Page, Bert Rawlinson										
79.4	4	Bill Carruthers	3			6	Syd Littlewood	1			Event 4						Norwich Scrach Race				
12	5	Fred Brand	3	4	48	1	Johnny Davies	0	2	24	Bob Leverenz 77.6, Paddy Mills, Jack Freeman, P. Clarke										
78.6	8	Stan Page	1			7	Bill Codling	2			Event 5						Stars Scrach Race				
13	7	Bert Rawlinson	1	3	51	5	Bob Leverenz	3	3	27	Bill Codling 81.2, Ted Bravery, S. Littlewood, J. Davies										
77.6	4	Bill Carruthers	2			8	Johnny Davies	0			Event 6						Yarmouth Scrach Race				
14	2	Billy Bales	2	5	56	2	Phil Clarke	1	1	28	Billy Bales 77.8, Tip Mills, Bill Carruthers, Reg Morgan										
77.8	6	Tip Mills	3			6	Syd Littlewood	0			Event 7						FIREWORKS				

YARMOUTH 1949 Needs in bold

2nd April 1949 Weir Stadium Rayleigh Rockets 29 Yarmouth Bloaters 55 NL3
6th April 1949 The Shay Halifax Dukes 37 Yarmouth Bloaters 45 NL3
8th April 1949 Blackbird Road Leicester Hunters 30 Yarmouth Bloaters 54 NL3
11th April 1949 County Ground Exeter Falcons 40 Yarmouth Bloaters 42 NL3 T Scr Ht4, Up and Comings
16th April 1949 Weir Stadium Rayleigh Rockets 55 Yarmouth Bloaters 51 NT
19th April 1949 Caister Road Yarmouth Bloaters 70 Rayleigh Rockets 37 NT
20th April 1949 Stanley Stadium Liverpool Chads 39 Yarmouth Bloaters 44 NL3
25th April 1949 Wimborne Road Poole Pirates 53 Yarmouth Bloaters 31 NL3
26th April 1949 Caister Road Yarmouth Bloaters 41 Poole Pirates 42 NL3
27th April 1949 Saxon Field Hastings Saxons 52 Yarmouth Bloaters 55 NT
28th April 1949 Cowley Oxford Cheetahs 25 Yarmouth Bloaters 59 NL3
3rd May 1949 Caister Road Yarmouth Bloaters 75 Hastings Saxons 33 NT
10th May 1949 Caister Road Yarmouth Bloaters 63 Halifax Dukes 21 NL3
14th May 1949 Hedon Hull Angels 42 Yarmouth Bloaters 42 NL3 Result Archer Stakes
17th May 1949 Caister Road Yarmouth Bloaters 60 Poole Pirates 46 NT
23rd May 1949 Wimborne Road Poole Pirates 59 Yarmouth Bloaters 49 NT
24th May 1949 Caister Road Yarmouth Bloaters 49 Rayleigh Rockets 34 NL3
27th May 1949 Blackbird Road Leicester Hunters 35 Yarmouth Bloaters 49 NL3 Nottingham Scurry, Times
31st May 1949 Caister Road Yarmouth Bloaters 46 Hanley Potters 38 NL3
1st June 1949 Saxon Field Hastings Saxons 39 Yarmouth Bloaters 45 NL3
4th June 1949 Sun Street Hanley Potters 67 Yarmouth Bloaters 40 NT
7th June 1949 Caister Road Yarmouth Bloaters 61 Hanley Potters 46 NT
14th June 1949 Caister Road Yarmouth Bloaters 50 Tamworth Hounds 34 NL3
15th June 1949 Fazeley Tamworth Hounds 55 Yarmouth Bloaters 29 NL3 2nd half times
18th June 1949 Weir Stadium Rayleigh Rockets 39 Yarmouth Bloaters 44 NL3
21st June 1949 Caister Road Yarmouth Bloaters 66 Oxford Cheetahs 17 NL3
28th June 1949 Caister Road Yarmouth Bloaters 59 Exeter Falcons 23 NL3
2nd July 1949 Saxon Field Hastings Saxons 51 Yarmouth Bloaters 30 NL3
5th July 1949 Caister Road Yarmouth Bloaters 62 Hastings Saxons 22 NL3
12th July 1949 Caister Road Yarmouth Bloaters 63 Liverpool Chads 20 NL3
14th July 1949 Cowley Oxford Cheetahs 43 Yarmouth Bloaters 41 NL3
19th July 1949 Caister Road Yarmouth Bloaters 44 Hanley Potters 38 NL3
21st July 1949 Caister Road Yarmouth Bloaters 66 Hull Angels 18 NL3
23rd July 1949 Sun Street Hanley Potters 44 Yarmouth Bloaters 40 NL3
26th July 1949 Caister Road Yarmouth Bloaters 41 Plymouth Devils 43 NL3
27th July 1949 The Shay Halifax Dukes 37 Yarmouth Bloaters 44 NL3
30th July 1949 Fazeley Tamworth Hounds 50 Yarmouth Bloaters 34 NL3
1st August 1949 County Ground Exeter Falcons 53 Yarmouth Bloaters 31 NL3 T Devon Scr Final
2nd August 1949 Caister Road Yarmouth Bloaters 55 Halifax Dukes 26 NL3
8th August 1949 Stanley Stadium Liverpool Chads 45 Yarmouth Bloaters 39 NL3
9th August 1949 Caister Road Yarmouth Bloaters 57 Oxford Cheetahs 27 NL3
15th August 1949 Wimborne Road Poole Pirates 47 Yarmouth Bloaters 36 NL3
16th August 1949 Caister Road Yarmouth Bloaters 60 Hull Angels 24 NL3
18th August 1949 Caister Road Yarmouth Bloaters 60 Leicester Hunters 24 NL3
20th August 1949 Hedon Hull Angels 35 Yarmouth Bloaters 49 NL3
23rd August 1949 Caister Road Yarmouth Bloaters 50 Tamworth Hounds 33 NL3
30th August 1949 Caister Road Yarmouth Bloaters 63 Leicester Hunters 21 NL3
1st September 1949 Pennycross Plymouth Devils 56 Yarmouth Bloaters 28 NL3
6th September 1949 Caister Road Yarmouth Bloaters 58 Hastings Saxons 26 NL3
12th September 1949 County Ground Best Pairs
13th September 1949 Caister Road Yarmouth Bloaters 57 Poole Pirates 26 NL3
20th September 1949 Caister Road Yarmouth Bloaters 63 Liverpool Chads 21 NL3
27th September 1949 Caister Road Yarmouth Bloaters 51 Exeter Falcons 33 NL3
28th September 1949 Saxon Field Hastings Saxons 41 Yarmouth Bloaters 43 NL3
3rd October 1949 Wimborne Road Poole Best Pairs
4th October 1949 Caister Road Yarmouth Bloaters 53 Rayleigh Rockets 31 NL3
11th October 1949 Caister Road Yarmouth Bloaters 58 Plymouth Devils 24 NL3
15th October 1949 Sun Street Hanley Potters 39 Yarmouth Bloaters 44 NL3
18th October 1949 Caister Road Yarmouth Bloaters 56 Norwich Stars 28 Ch