









rye house speedway






1st Season Meeting No. 16

RYE HOUSE v STOKE
(British League—Division Two)

SUNDAY 18th AUGUST 1974 at 4.30 p.m.



Betting Strictly Prohibited
Official Magazine Programme 10p



RYE HOUSE ROCKETS 1974



LEAGUE FINISHED 16th OF 19 TEAMS,
K.O.CUP LOST TO PETERBOROUGH IN THE 1ST ROUND

MATCH REPORTS REPRODUCED WITH KIND PERMISSION OF THE SPEEDWAY STAR



RYE HOUSE

Left to right. Standing: John Gibbons, Peter Moore, Clive Hitch, Les Ott, Pete Wigley, Brian Foote, Bob Cooper, Peter Thorogood (manager). On machine: Bob Young.

**speedway
star**

These Speedway Star cover pictures are displayed purely for enjoyment, not for monetary gain and it is not my intention to breach copyright. Many of these pictures are courtesy of the John Somerville Collection and photographed by Mike Patrick, Alf Weedon, Wright Wood, Ken Carpenter, Trevor Meeks, Eddie Garvey, Ian Charles, John Hipkiss, Jeff Davies, Mick Hives, Phil Hilton, Gavin Ellis, Jeff Higgott, Les Aubrey, Ian Lewis, Colin Poole, Ron MacNeill, Ian Adam, Steve Waller, Steve Dixon, Steve Brock, Nicholas Truscott, Ian Bush, Alex Summerfield, Simon Parker, Andy Garner, Colin Burnett, Dave Payne, Mike Thomas, Tony Fowles, Derek Leader, Kein Oliver, Simon Parker, Dave Fairbrother, Dave Payne, Steve Brock, Tony Hartman.

However, if any of the images were taken by other photographers who do object to their use, please let me know and I will remove them immediately.

VENUE	KINGSMEAD STADIUM	COMPETITION	J.HOSKINS BIRTHDAY CUP 1st LEG
CANTERBURY	33.0	44.0	RYE HOUSE
DATE:	06/04/1974		
RESULT:	AWAY WIN		AGREGATE SCORE

Rye House have an 11 point lead to defend for their opening meeting on April 21 after tonight's first leg Johnnie Hoskins Birthday Cup clash. But that's no guarantee of aggregate success. Tonight's Canterbury line-up was too good to suffer many reverses the like of that met at the hands of the Rockets. Ivan Mauger protégé Mervyn Salt, who has the equipment but not yet the ability, the Crusaders were much better than the final 33-44 scoreline suggests and only surrendered in the last two races. Barney Kennett had the retaining nuts of his back sprocket shear at the start of Heat 12, allowing the Rockets a 5-1 which they bettered 5-0 in Heat 13 after Trevor Jones retired and Derek Cook fell, frightfully, but none too harmed. Inspiring Canterbury was the decision of Ted Hubbard to continue racing, and the late and surprising signing of former Eastbourne man Roger Johns on loan from Wimbledon. Johns will make all the difference but tonight we must credit Rye House, who won without Peter Moore and had Bob Young pointless.

John Pilgrim Speedway Star

HOME TEAM

No.	RIDER	1:	2:	3:	4:	5:	6:	7:	8:	R	PTS	BP	T PTS	FM	PM
1	KENNETT, Barney	2*	2	3	EF					4	7.0	1.0	8.0		
2	HUBBARD, Ted	3	2	0						3	5.0	0.0	5.0		
3	JONES, Trevor	0	2*	1*	R					4	3.0	2.0	5.0		
4	JOHNS, Roger	3	2	3	1					4	9.0	0.0	9.0		
5	COOK, Derek	1	1*	F	F					4	2.0	1.0	3.0		
6	GOODERHAM, Dave	1	1	0	3	2				5	7.0	0.0	7.0		
7	SALT, Merv	0	R							2	0.0	0.0	0.0		

AWAY TEAM

No.	RIDER	1:	2:	3:	4:	5:	6:	7:	8:	R	PTS	BP	T PTS	FM	PM
1	WIGLEY, Pete	0	3	0	3					4	6.0	0.0	6.0		
2	OTT, Les	1	0	3	3					4	7.0	0.0	7.0		
3	FOOTE, Brian	3	3	1*	3					4	10.0	1.0	11.0		
4	BARNWELL, Trevor	2	1	2	2*					4	7.0	1.0	8.0		
5	YOUNG, Bob	0	0							2	0.0	0.0	0.0		
6	GIBBONS, John	3	1	2	2*					4	8.0	1.0	9.0		
7	CLARKE, Steve	2*	2*	1	1*					4	6.0	3.0	9.0		

Ht.	1st:	2nd	3rd	Unplaced	Time	H	A	H	A	Other:
1	HUBBARD, T	KENNETT, B	OTT, L	WIGLEY, P	76.0	5.0	1.0	5.0	1.0	
2	GIBBONS, J	CLARKE, S	GOODERHAM, D	SALT, Merv	76.6	1.0	5.0	6.0	6.0	
3	JOHNS, R	BARNWELL, T	COOK, D	YOUNG, B	76.2	4.0	2.0	10.0	8.0	
4	FOOTE, B	CLARKE, S	GOODERHAM, D	JONES, T	76.8	1.0	5.0	11.0	13.0	
5	WIGLEY, P	JOHNS, R	COOK, D	OTT, L	77.0	3.0	3.0	14.0	16.0	
6	FOOTE, B	KENNETT, B	GIBBONS, J	GOODERHAM, D	76.2	2.0	4.0	16.0	20.0	
7	GOODERHAM, D	JONES, T	BARNWELL, T	YOUNG, B	76.8	5.0	1.0	21.0	21.0	
8	OTT, L	HUBBARD, T	CLARKE, S	F/Rem SALT, Merv	76.2	2.0	4.0	23.0	25.0	Ret
9	JOHNS, R	GIBBONS, J	FOOTE, B	COOK, D	77.2	3.0	3.0	26.0	28.0	F
10	KENNETT, B	BARNWELL, T	CLARKE, S	HUBBARD, T	77.2	3.0	3.0	29.0	31.0	
11	OTT, L	GOODERHAM, D	JONES, T	WIGLEY, P	76.6	3.0	3.0	32.0	34.0	
12	FOOTE, B	GIBBONS, J	JOHNS, R	KENNETT, B	77.2	1.0	5.0	33.0	39.0	EF
13	WIGLEY, P	BARNWELL, T	JONES, T	Ret COOK, D	79.0	0.0	5.0	33.0	44.0	F

VENUE RYE HOUSE STADIUM **COMPETITION** JOHNNIE HOSKINS BIRTHDAY CUP 2nd LEG

RYE HOUSE 41.0 36.0 **CANTERBURY** **DATE:** 21/04/1974

RESULT: HOME WIN **AGREGATE SCORE** 85.0 69.0

After the ceremony of opening Rye House to British League Division II speedway the Rockets won this second leg of the Johnnie Hoskins Birthday Cup before an estimated 3500 crowd.
 After six heats Rye House were six points down but a 5-1 from Brian Foote and Trevor Barnwell in Heat 7 was the turning point. Steve Clarke was the home hero with a paid 14 points and he ended the afternoon with a share of the new track record with Roger Johns. Both clocked 63.6 after Barney Kennett and Clarke had previously established the fastest times in Heats 1 and 2 respectively.

Ray Harris Speedway Star

HOME TEAM

No.	RIDER	1:	2:	3:	4:	5:	6:	7:	8:	R	PTS	BP	T PTS	FM	PM
1	WIGLEY, Pete	0	1*	2	1*					4	4.0	2.0	6.0		
2	OTT, Les	2	2	1	EX					4	5.0	0.0	5.0		
3	FOOTE, Brian	2	3	2*	3					4	10.0	1.0	11.0		
4	BARNWELL, Trevor	1	3	2*	0	2				5	8.0	1.0	9.0		
5	CAIRNS, Peter	R	0							2	0.0	0.0	0.0		
6	GIBBONS, John	1	0							2	1.0	0.0	1.0		
7	CLARKE, Steve	3	3	2	3	2*				5	13.0	1.0	14.0		

AWAY TEAM

No.	RIDER	1:	2:	3:	4:	5:	6:	7:	8:	R	PTS	BP	T PTS	FM	PM
1	KENNETT, Barney	3	1*	F	R					4	4.0	1.0	5.0		
2	HUBBARD, Ted	1	2	2	1					4	6.0	0.0	6.0		
3	JOHNS, Roger	1	3	3	3					4	10.0	0.0	10.0		
4	COOK, Derek	3	1	3	1					4	8.0	0.0	8.0		
5	JONES, Trevor	2*	0	EX	F					4	2.0	1.0	3.0		
6	MACKAY, Dave	F	0							2	0.0	0.0	0.0		
7	GOODERHAM, Dave	2	3	0	1					4	6.0	0.0	6.0		

Ht.	1st:	2nd	3rd	Unplaced	Time	H	A	H	A	Other:
1	KENNETT, B	OTT, L	HUBBARD, T	WIGLEY, P F/Rem	65.4	2.0	4.0	2.0	4.0	
2	CLARKE, S	GOODERHAM, D	GIBBONS, J	MACKAY, D F	65.0	4.0	2.0	6.0	6.0	
3	COOK, D	JONES, T	BARNWELL, T	CAIRNS, P EF	66.2	1.0	5.0	7.0	11.0	
4	GOODERHAM, D	FOOTE, B	JOHNS, R	GIBBONS, J	65.2	2.0	4.0	9.0	15.0	
5	BARNWELL, T	HUBBARD, T	KENNETT, B	CAIRNS, P EF	65.6	3.0	3.0	12.0	18.0	
6	JOHNS, R	OTT, L	WIGLEY, P	MACKAY, D	63.6	3.0	3.0	15.0	21.0	
7	FOOTE, B	BARNWELL, T	COOK, D	JONES, T	64.8	5.0	1.0	20.0	22.0	
8	CLARKE, S	HUBBARD, T	OTT, L	GOODERHAM, D	64.4	4.0	2.0	24.0	24.0	
9	JOHNS, R	CLARKE, S	GOODERHAM, D	BARNWELL, T	64.4	2.0	4.0	26.0	28.0	
10	COOK, D	WIGLEY, P	OTT, L F/Exc	JONES, T Exc	65.8	2.0	3.0	28.0	31.0	
11	CLARKE, S	FOOTE, B	HUBBARD, T	KENNETT, B F	63.6	5.0	1.0	33.0	32.0	
12	JOHNS, R	BARNWELL, T	WIGLEY, P	JONES, T F	64.8	3.0	3.0	36.0	35.0	
13	FOOTE, B	CLARKE, S	COOK, D	KENNETT, B EF	64.6	5.0	1.0	41.0	36.0	

VENUE	RYE HOUSE STADIUM	COMPETITION	LEAGUE
--------------	-------------------	--------------------	--------

RYE HOUSE	48.0	30.0	ELLESMERE PORT	DATE:	28/04/1974
------------------	------	------	-----------------------	--------------	------------

RESULT:	HOME WIN	AGREGATE SCORE
----------------	----------	-----------------------

Both teams had their respective skipper problems, with Ellesmere Port being minus Graham Drury, the result of an injury sustained in a Test match, and Rye House captain Bob Young having three pointless rides, the first of which being a result of tape-breaking. For the local side Brian Foote rode well as the new track's first maximum man, while young Steve Clarke scored 9, paid 12, from four starts, winning his first ride and finishing second on three occasions behind team-mate Foote. Duncan Meredith, 14 paid 15 from six starts, and Wayne Hughes with 10 from six starts scored all but 6 of Ellesmere's total. Despite the score, another very good crowd witnessed some fine racing.

Ray Harris Speedway Star

HOME TEAM

No.	RIDER	1:	2:	3:	4:	5:	6:	7:	8:	R	PTS	BP	T PTS	FM	PM
1	MOORE, Peter	3	0	2	1					4	6.0	0.0	6.0	<input type="checkbox"/>	<input type="checkbox"/>
2	OTT, Les	2*	1	2	1*					4	6.0	2.0	8.0	<input type="checkbox"/>	<input type="checkbox"/>
3	FOOTE, Brian	3	3	3	3					4	12.0	0.0	12.0	<input checked="" type="checkbox"/>	<input type="checkbox"/>
4	BARNWELL, Trevor	3	3	1	3					4	10.0	0.0	10.0	<input type="checkbox"/>	<input type="checkbox"/>
5	YOUNG, Bob	T	0	0						3	0.0	0.0	0.0	<input type="checkbox"/>	<input type="checkbox"/>
6	CLARKE, Steve	3	2*	2*	2*					4	9.0	3.0	12.0	<input type="checkbox"/>	<input checked="" type="checkbox"/>
7	WIGLEY, Pete	1	2*	1*	1					4	5.0	2.0	7.0	<input type="checkbox"/>	<input type="checkbox"/>

AWAY TEAM

No.	RIDER	1:	2:	3:	4:	5:	6:	7:	8:	R	PTS	BP	T PTS	FM	PM
1	DRURY, Graham	R/R								0	0.0	0.0	0.0	<input type="checkbox"/>	<input type="checkbox"/>
2	HUGHES, Wayne		1	2	1	3	2	1		6	10.0	0.0	10.0	<input type="checkbox"/>	<input type="checkbox"/>
3	SMITHERMAN, Gerald		0	2*	EX	2*	0	0		6	4.0	2.0	6.0	<input type="checkbox"/>	<input type="checkbox"/>
4	STAFFORD, Ken		F	0						2	0.0	0.0	0.0	<input type="checkbox"/>	<input type="checkbox"/>
5	GOAD, Colin		F	1	EX					3	1.0	0.0	1.0	<input type="checkbox"/>	<input type="checkbox"/>
6	MEREDITH, Duncan		2	1*	3	3	3	2		6	14.0	1.0	15.0	<input type="checkbox"/>	<input type="checkbox"/>
7	TAYLOR, Steve		0	1	F					3	1.0	0.0	1.0	<input type="checkbox"/>	<input type="checkbox"/>
8	CASEY, Steve	D.N.R								0	0.0	0.0	0.0	<input type="checkbox"/>	<input type="checkbox"/>

Ht.	1st:	2nd	3rd	Unplaced	Time	H	A	H	A	Other:
1	MOORE, P	OTT, L	HUGHES, W	GOAD, C	F	66.0	5.0	1.0	5.0	1.0
2	CLARKE, S	MEREDITH, D	WIGLEY, P	TAYLOR, S		65.4	4.0	2.0	9.0	3.0
3	BARNWELL, T	WIGLEY, P	GOAD, C	STAFFORD, K	F	64.2	5.0	1.0	14.0	4.0
4	FOOTE, B	CLARKE, S	TAYLOR, S	SMITHERMAN, G		65.0	5.0	1.0	19.0	5.0
5	BARNWELL, T	HUGHES, W	MEREDITH, D	YOUNG, B		64.8	3.0	3.0	22.0	8.0
6	MEREDITH, D	SMITHERMAN, G	OTT, L	MOORE, P		65.4	1.0	5.0	23.0	13.0
7	FOOTE, B	CLARKE, S	HUGHES, W	SMITHERMAN, G	F/Exc	65.0	5.0	1.0	28.0	14.0
8	HUGHES, W	OTT, L	WIGLEY, P	TAYLOR, S	F	65.8	3.0	3.0	31.0	17.0
9	MEREDITH, D	SMITHERMAN, G	BARNWELL, T	YOUNG, B		64.8	1.0	5.0	32.0	22.0
10	MEREDITH, D	MOORE, P	OTT, L	F/Awd GOAD, C	Exc	64.8	3.0	3.0	35.0	25.0
11	FOOTE, B	HUGHES, W	WIGLEY, P	SMITHERMAN, G		65.8	4.0	2.0	39.0	27.0
12	BARNWELL, T	MEREDITH, D	MOORE, P	SMITHERMAN, G		64.8	4.0	2.0	43.0	29.0
13	FOOTE, B	CLARKE, S	HUGHES, W	STAFFORD, K		65.8	5.0	1.0	48.0	30.0

VENUE EAST BOLDEN COMPETITION LEAGUE

SUNDERLAND 38.0 39.0 RYE HOUSE DATE: 03/05/1974

RESULT: AWAY WIN AGREGATE SCORE

Injury-Hit Sunderland staged a fight-back to be proud of, turning a 9-point deficit into a one-point lead in the space of three heart-stopping heats. A last-heat tie would have produced the storybook ending, but wily old Peter Moore held Dent back just long enough for Barnwell to storm on to take the league points for the Rockets.
 With Gavros unfit, Callaghan took the number three slot only to injure a cartilage in his second ride. Adversity threw up a hero in Brian Havelock, who scored his first-ever paid maximum with a series of terrific first turns. Dent and Barclay were strong in support, and Wells had two good rides, despite a painful wrist.
 Rockets' reserve won this match, Clarke and Wigley backing up Barnwell to great advantage, Clarke's last-turn victory over Barclay in Heat 6 being a gem.

Michael Brady Speedway Star

HOME TEAM

No.	RIDER	1:	2:	3:	4:	5:	6:	7:	8:	R	PTS	BP	T PTS	FM	PM
1	WELLS, Jim	1	0	3	2*					4	6.0	1.0	7.0	<input type="checkbox"/>	<input type="checkbox"/>
2	BARCLAY, George	3	2	3	1					4	9.0	0.0	9.0	<input type="checkbox"/>	<input type="checkbox"/>
3	CALLAGHAN, Paul	F	0							2	0.0	0.0	0.0	<input type="checkbox"/>	<input type="checkbox"/>
4	HAVELOCK, Brian	3	2*	3	3					4	11.0	1.0	12.0	<input type="checkbox"/>	<input checked="" type="checkbox"/>
5	DENT, Russ	EX	3	2*	2*	2				5	9.0	2.0	11.0	<input type="checkbox"/>	<input type="checkbox"/>
6	HARDING, Vic	1	R	1	0					4	2.0	0.0	2.0	<input type="checkbox"/>	<input type="checkbox"/>
7	ROBSON, John	0	1	0						3	1.0	0.0	1.0	<input type="checkbox"/>	<input type="checkbox"/>

AWAY TEAM

No.	RIDER	1:	2:	3:	4:	5:	6:	7:	8:	R	PTS	BP	T PTS	FM	PM
1	MOORE, Peter	2	1	2*	1					4	6.0	1.0	7.0	<input type="checkbox"/>	<input type="checkbox"/>
2	OTT, Les	0								1	0.0	0.0	0.0	<input type="checkbox"/>	<input type="checkbox"/>
3	FOOTE, Brian	2*	1	1	0					4	4.0	1.0	5.0	<input type="checkbox"/>	<input type="checkbox"/>
4	BARNWELL, Trevor	2	3	2	3					4	10.0	0.0	10.0	<input type="checkbox"/>	<input type="checkbox"/>
5	YOUNG, Bob	1*	2*	0	1					4	4.0	2.0	6.0	<input type="checkbox"/>	<input type="checkbox"/>
6	CLARKE, Steve	2*	3	1	0					4	6.0	1.0	7.0	<input type="checkbox"/>	<input type="checkbox"/>
7	WIGLEY, Pete	3	3	0	0	3				5	9.0	0.0	9.0	<input type="checkbox"/>	<input type="checkbox"/>

Ht.	1st:	2nd	3rd	Unplaced	Time	H	A	H	A	Other:
1	BARCLAY, G	MOORE, P	WELLS, J	OTT, L	65.8	4.0	2.0	4.0	2.0	
2	WIGLEY, P	CLARKE, S	HARDING, V	ROBSON, J	67.0	1.0	5.0	5.0	7.0	
3	HAVELOCK, B	BARNWELL, T	YOUNG, B	DENT, R	66.8	3.0	3.0	8.0	10.0	
4	WIGLEY, P	FOOTE, B	CALLAGHAN, P	F HARDING, V	65.8	0.0	5.0	8.0	15.0	
5	DENT, R	HAVELOCK, B	MOORE, P	WIGLEY, P	65.8	5.0	1.0	13.0	16.0	
6	CLARKE, S	BARCLAY, G	FOOTE, B	WELLS, J	65.6	2.0	4.0	15.0	20.0	
7	BARNWELL, T	YOUNG, B	ROBSON, J	CALLAGHAN, P	68.0	1.0	5.0	16.0	25.0	
8	BARCLAY, G	DENT, R	CLARKE, S	WIGLEY, P	66.4	5.0	1.0	21.0	26.0	
9	HAVELOCK, B	DENT, R	FOOTE, B	CLARKE, S	67.6	5.0	1.0	26.0	27.0	
10	WELLS, J	BARNWELL, T	BARCLAY, G	YOUNG, B	66.6	4.0	2.0	30.0	29.0	
11	WIGLEY, P	MOORE, P	HARDING, V	ROBSON, J	68.2	1.0	5.0	31.0	34.0	
12	HAVELOCK, B	WELLS, J	YOUNG, B	FOOTE, B	67.4	5.0	1.0	36.0	35.0	
13	BARNWELL, T	DENT, R	MOORE, P	HARDING, V	68.4	2.0	4.0	38.0	39.0	

VENUE SHEILFIELD PARK COMPETITION LEAGUE

BERWICK 46.0 32.0 RYE HOUSE DATE: 04/05/1974

RESULT: HOME WIN AGREGATE SCORE

A Glance at the scoreline completely sums up this entertaining meeting. Berwick once again carried the strength in depth while visitors Rye House relied all too heavily on Brian Foote and Bob Young. Both teams served up some excellent speedway with Rockets invariably making the gate forcing Berwick to fight from the back to win the majority of their points. Young Robin Dixon was the real eye opener taking Foote in Heat 4, then Young three heats later on the final bend for fine wins. Fellow reserve Colin Farquharson was also in top form and apart from Alf Wells who continues to disappoint at Sheffield, the remaining Bandits weighed in with valuable support.

Graham Ross - Speedway Star

HOME TEAM

No.	RIDER	1:	2:	3:	4:	5:	6:	7:	8:	R	PTS	BP	T PTS	FM	PM
1	TEMPLETON, Doug	3	EX	1*	3					4	7.0	1.0	8.0	<input type="checkbox"/>	<input type="checkbox"/>
2	JONES, Graham (I)	2*	2	2	2					4	8.0	1.0	9.0	<input type="checkbox"/>	<input type="checkbox"/>
3	WELLS, Alf	1	1	1	EX					4	3.0	0.0	3.0	<input type="checkbox"/>	<input type="checkbox"/>
4	WILSON, Ian	3	0	0	0					4	3.0	0.0	3.0	<input type="checkbox"/>	<input type="checkbox"/>
5	TEMPLETON, Willie	1	3	2	3					4	9.0	0.0	9.0	<input type="checkbox"/>	<input type="checkbox"/>
6	DIXON, Robin	2*	3	3	0					4	8.0	1.0	9.0	<input type="checkbox"/>	<input type="checkbox"/>
7	FARQUHARSON, Colin	3	1*	1*	3					4	8.0	2.0	10.0	<input type="checkbox"/>	<input type="checkbox"/>

AWAY TEAM

No.	RIDER	1:	2:	3:	4:	5:	6:	7:	8:	R	PTS	BP	T PTS	FM	PM
1	MOORE, Peter	1	2	1	R					4	4.0	0.0	4.0	<input type="checkbox"/>	<input type="checkbox"/>
2	OTT, Les	0	1*	0	2	1*				5	4.0	2.0	6.0	<input type="checkbox"/>	<input type="checkbox"/>
3	FOOTE, Brian	2	3	3	3	2				5	13.0	0.0	13.0	<input type="checkbox"/>	<input type="checkbox"/>
4	BARNWELL, Trevor	R	0							2	0.0	0.0	0.0	<input type="checkbox"/>	<input type="checkbox"/>
5	YOUNG, Bob	2	2	3	1*	2				5	10.0	1.0	11.0	<input type="checkbox"/>	<input type="checkbox"/>
6	CLARKE, Steve	0	0							2	0.0	0.0	0.0	<input type="checkbox"/>	<input type="checkbox"/>
7	WIGLEY, Pete	1	0	0						3	1.0	0.0	1.0	<input type="checkbox"/>	<input type="checkbox"/>

Ht.	1st:	2nd	3rd	Unplaced	Time	H	A	H	A	Other:
1	TEMPLETON, D	JONES, G	MOORE, P	OTT, L	75.6	5.0	1.0	5.0	1.0	
2	FARQUHARSON, C	DIXON, Ro.	WIGLEY, P	CLARKE, S	72.6	5.0	1.0	10.0	2.0	
3	WILSON, I	YOUNG, B	TEMPLETON, W	BARNWELL, T	77.0	4.0	2.0	14.0	4.0	Ret
4	DIXON, Ro.	FOOTE, B	WELLS, A	WIGLEY, P	77.8	4.0	2.0	18.0	6.0	
5	TEMPLETON, W	MOORE, P	OTT, L	WILSON, I	78.4	3.0	3.0	21.0	9.0	F/rem
6	FOOTE, B	JONES, G	FARQUHARSON, C	CLARKE, S	77.4	3.0	3.0	24.0	12.0	TEMPLETON, D Exc
7	DIXON, Ro.	YOUNG, B	WELLS, A	BARNWELL, T	77.6	4.0	2.0	28.0	14.0	
8	FOOTE, B	JONES, G	FARQUHARSON, C	OTT, L	77.4	3.0	3.0	31.0	17.0	
9	FOOTE, B	TEMPLETON, W	MOORE, P	WILSON, I	78.0	2.0	4.0	33.0	21.0	
10	YOUNG, B	JONES, G	TEMPLETON, D	WIGLEY, P	78.2	3.0	3.0	36.0	24.0	
11	FARQUHARSON, C	OTT, L	WELLS, A	MOORE, P	78.4	4.0	2.0	40.0	26.0	Ret
12	TEMPLETON, D	FOOTE, B	YOUNG, B	WILSON, I	77.0	3.0	3.0	43.0	29.0	
13	TEMPLETON, D	YOUNG, B	OTT, L	DIXON, Ro.	78.0	3.0	3.0	46.0	32.0	WELLS, A Exc

VENUE RYE HOUSE STADIUM COMPETITION K.O.C. 1st ROUND 1st LEG

RYE HOUSE 36.0 42.0 PETERBOROUGH DATE: 05/05/1974

RESULT: AWAY WIN AGREGATE SCORE

Rye House suffered a setback in Heat 1 of their Knock-Out Cup match with Peterborough when Les Ott fell heavily and sustained a fractured left collar-bone. Peterborough went on to win this first-leg match by 6 points, but some gutsy riding from the home team kept the scores close.

In Heat 7 Jack Walker and Mike Lanham gated well but Brian Foote and Steve Clarke quickly reversed the positions for a home 5-1. It was the same Panhers pairing that restored the visitors' lead with a 5-1 three races later. Brian Foote rode around Brian Clark and Roy Sizmore in Heat 11 to keep Rockets just 4 points behind, Steve Osborn, with 12 points from five rides, was the match winner for Peterborough.

Ray Harris - Speedway Star

HOME TEAM

No.	RIDER	1:	2:	3:	4:	5:	6:	7:	8:	R	PTS	BP	T PTS	FM	PM
1	MOORE, Peter	3	2	1	0					4	6.0	0.0	6.0		
2	OTT, Les	INJURED	EX							1	0.0	0.0	0.0		
3	FOOTE, Brian	3	3	3	2					4	11.0	0.0	11.0		
4	BARNWELL, Trevor	1	2	2*	3					4	8.0	1.0	9.0		
5	YOUNG, Bob	0	0	3	0					4	3.0	0.0	3.0		
6	CLARKE, Steve	F	2*	2*	1	0				5	5.0	2.0	7.0		
7	WIGLEY, Pete	2	1*	0	0					4	3.0	1.0	4.0		

AWAY TEAM

No.	RIDER	1:	2:	3:	4:	5:	6:	7:	8:	R	PTS	BP	T PTS	FM	PM
1	CLARK, Brian	2	3	2	1					4	8.0	0.0	8.0		
2	SIZMORE, Roy	1*	1	2*	1*					4	5.0	3.0	8.0		
3	CARTER, Roy	1	EF	0						3	1.0	0.0	1.0		
4	LANHAM, Mike	2*	1	3	3					4	9.0	1.0	10.0		
5	WALKER, Jack	3	0	2*	1*					4	6.0	2.0	8.0		
6	OSBORNE, Steve	3	3	3	1	2				5	12.0	0.0	12.0		
7	MATTHEWS, Ken	1	0							2	1.0	0.0	1.0		

Ht.	1st:	2nd	3rd	Unplaced	Time	H	A	H	A	Other:
1	MOORE, P	CLARK, B	SIZMORE, R	OTT, L	F/Exc	65.0	3.0	3.0	3.0	3.0
2	OSBORNE, S	WIGLEY, P	MATTHEWS, K	CLARKE, S	F	64.4	2.0	4.0	5.0	7.0
3	WALKER, J	LANHAM, M	BARNWELL, T	YOUNG, B		66.2	1.0	5.0	6.0	12.0
4	FOOTE, B	CLARKE, S	CARTER, R	MATTHEWS, K		64.6	5.0	1.0	11.0	13.0
5	CLARK, B	BARNWELL, T	SIZMORE, R	YOUNG, B		65.0	2.0	4.0	13.0	17.0
6	OSBORNE, S	MOORE, P	WIGLEY, P	CARTER, R	EF	64.6	3.0	3.0	16.0	20.0
7	FOOTE, B	CLARKE, S	LANHAM, M	WALKER, J		66.0	5.0	1.0	21.0	21.0
8	OSBORNE, S	SIZMORE, R	CLARKE, S	WIGLEY, P		64.8	1.0	5.0	22.0	26.0
9	YOUNG, B	BARNWELL, T	OSBORNE, S	CARTER, R		65.8	5.0	1.0	27.0	27.0
10	LANHAM, M	WALKER, J	MOORE, P	CLARKE, S		66.8	1.0	5.0	28.0	32.0
11	FOOTE, B	CLARK, B	SIZMORE, R	WIGLEY, P		64.6	3.0	3.0	31.0	35.0
12	BARNWELL, T	OSBORNE, S	WALKER, J	MOORE, P		65.2	3.0	3.0	34.0	38.0
13	LANHAM, M	FOOTE, B	CLARK, B	YOUNG, B		65.4	2.0	4.0	36.0	42.0

VENUE RYE HOUSE STADIUM COMPETITION LEAGUE

RYE HOUSE 41.0 36.0 COATBRIDGE DATE: 12/05/1974

RESULT: HOME WIN AGREGATE SCORE

Coatbridge, 9 points down after four heats, hit back to lose by only 5 points even though four of the Tigers grabbed only 5 points between them.

Dave Gifford looked unbeatable, though Brian Foote led him for two laps in Heat 11, while Brian Collins and Robin Adlington played their in this incident-packed meeting. Heat 3 was a real crazy affair with Dawson being excluded for tape-breaking and was replaced by Wilson. In the rerun Gallacher fell and was excluded and at the next time of asking Wilson was excluded for unfair riding after Bob Young had fallen. After considerable argument the points were awarded to the Rye House riders.

Ray Harris - Speedway Star

HOME TEAM

No.	RIDER	1:	2:	3:	4:	5:	6:	7:	8:	R	PTS	BP	T PTS	FM	PM
1	MOORE, Peter	2	1	2	0					4	5.0	0.0	5.0	<input type="checkbox"/>	<input type="checkbox"/>
2	WIGLEY, Pete	F	F							2	0.0	0.0	0.0	<input type="checkbox"/>	<input type="checkbox"/>
3	FOOTE, Brian	1	3	2	2					4	8.0	0.0	8.0	<input type="checkbox"/>	<input type="checkbox"/>
4	BARNWELL, Trevor	3	1*	1*	3					4	8.0	2.0	10.0	<input type="checkbox"/>	<input type="checkbox"/>
5	YOUNG, Bob	2*	2	2	1*					4	7.0	2.0	9.0	<input type="checkbox"/>	<input type="checkbox"/>
6	CLARKE, Steve	2*	3	2*	3	F				5	10.0	2.0	12.0	<input type="checkbox"/>	<input type="checkbox"/>
7	GIBBONS, John	3	0	0						3	3.0	0.0	3.0	<input type="checkbox"/>	<input type="checkbox"/>

AWAY TEAM

No.	RIDER	1:	2:	3:	4:	5:	6:	7:	8:	R	PTS	BP	T PTS	FM	PM
1	GIFFORD, Dave	3	3	3	3	3				5	15.0	0.0	15.0	<input checked="" type="checkbox"/>	<input type="checkbox"/>
2	ADLINGTON, Robin	1	0	1*	3	1				5	6.0	1.0	7.0	<input type="checkbox"/>	<input type="checkbox"/>
3	COLLINS, Brian	2	2*	2	3	1*				5	10.0	2.0	12.0	<input type="checkbox"/>	<input type="checkbox"/>
4	GALLACHER, Jim	EX								1	0.0	0.0	0.0	<input type="checkbox"/>	<input type="checkbox"/>
5	DAWSON, Grahame	EX	0	1	2					4	3.0	0.0	3.0	<input type="checkbox"/>	<input type="checkbox"/>
6	WILSON, John	1	EX	1	R					4	2.0	0.0	2.0	<input type="checkbox"/>	<input type="checkbox"/>
7	ARGALL, Eddie	0	0	0						3	0.0	0.0	0.0	<input type="checkbox"/>	<input type="checkbox"/>

Ht.	1st:	2nd	3rd	Unplaced	Time	H	A	H	A	Other:		
1	GIFFORD, D	MOORE, P	ADLINGTON, R	WIGLEY, P	F	65.0	2.0	4.0	2.0	4.0		
2	GIBBONS, J	CLARKE, S	WILSON, J	ARGALL, E		67.0	5.0	1.0	7.0	5.0		
3	BARNWELL, T	YOUNG, B	WILSON, J	GALLACHER, J	EX		5.0	0.0	12.0	5.0	DAWSON, G	Exc
4	CLARKE, S	COLLINS, B	FOOTE, B	ARGALL, E		64.6	4.0	2.0	16.0	7.0		
5	GIFFORD, D	YOUNG, B	BARNWELL, T	ADLINGTON, R		64.4	3.0	3.0	19.0	10.0		
6	GIFFORD, D	COLLINS, B	MOORE, P	WIGLEY, P	F	64.2	1.0	5.0	20.0	15.0		
7	FOOTE, B	CLARKE, S	WILSON, J	DAWSON, G		65.8	5.0	1.0	25.0	16.0		
8	CLARKE, S	COLLINS, B	ADLINGTON, R	GIBBONS, J		64.0	3.0	3.0	28.0	19.0		
9	COLLINS, B	YOUNG, B	BARNWELL, T	WILSON, J	EF	64.6	3.0	3.0	31.0	22.0		
10	ADLINGTON, R	MOORE, P	DAWSON, G	CLARKE, S	F	66.8	2.0	4.0	33.0	26.0		
11	GIFFORD, D	FOOTE, B	ADLINGTON, R	GIBBONS, J		65.0	2.0	4.0	35.0	30.0		
12	BARNWELL, T	DAWSON, G	COLLINS, B	MOORE, P		65.6	3.0	3.0	38.0	33.0		
13	GIFFORD, D	FOOTE, B	YOUNG, B	ARGALL, E		65.4	3.0	3.0	41.0	36.0		

VENUE	RYE HOUSE STADIUM	COMPETITION	LEAGUE
--------------	-------------------	--------------------	--------

RYE HOUSE	50.0	28.0	BRADFORD	DATE:	19/05/1974
------------------	------	------	-----------------	--------------	------------

RESULT:	HOME WIN	AGREGATE SCORE
----------------	----------	-----------------------

Rye House convincingly beat Bradford, but there was plenty of good racing. But Bradford, utilising rider replacement for Alan Knapkin, injured in the second half at Teesside on Thursday, there were more injury problems. Brian Foote and Trevor Barnwell were again the Top Rockets, while the other five home riders each scored 6 points. Colin Meredith and Tony Featherstone scored all but four of the visitors' total. In Heat 12 Mick Fairbairn re-fractured the collar-bone he broke a year ago. During the second half Mick Fishwick severely lacerated his chin in a spill with Meredith, who was badly winded and also took a knock on the back.

Ray Harris - Speedway Star

HOME TEAM

No.	RIDER	1:	2:	3:	4:	5:	6:	7:	8:	R	PTS	BP	T PTS	FM	PM
1	MOORE, Peter	3	1*	1*	1					4	6.0	2.0	8.0	<input type="checkbox"/>	<input type="checkbox"/>
2	WIGLEY, Pete	EX	2	2*	2					4	6.0	1.0	7.0	<input type="checkbox"/>	<input type="checkbox"/>
3	FOOTE, Brian	2	3	3	3					4	11.0	0.0	11.0	<input type="checkbox"/>	<input type="checkbox"/>
4	BARNWELL, Trevor	3	3	0	3					4	9.0	0.0	9.0	<input type="checkbox"/>	<input type="checkbox"/>
5	YOUNG, Bob	2*	0	3	1					4	6.0	1.0	7.0	<input type="checkbox"/>	<input type="checkbox"/>
6	CLARKE, Steve	3	1*	2*						3	6.0	2.0	8.0	<input type="checkbox"/>	<input type="checkbox"/>
7	GIBBONS, John	2*	3	1						3	6.0	1.0	7.0	<input type="checkbox"/>	<input type="checkbox"/>

AWAY TEAM

No.	RIDER	1:	2:	3:	4:	5:	6:	7:	8:	R	PTS	BP	T PTS	FM	PM
1	FEATHERSTONE, Tony	1*	2	1	1*	2	2			6	9.0	2.0	11.0	<input type="checkbox"/>	<input type="checkbox"/>
2	KNAPKIN, Alan	R/R								0	0.0	0.0	0.0	<input type="checkbox"/>	<input type="checkbox"/>
3	MEREDITH, Colin	2	3	3	2	3	2			6	15.0	0.0	15.0	<input type="checkbox"/>	<input type="checkbox"/>
4	AUSTIN, Roger	1	1*	1	0	0				5	3.0	1.0	4.0	<input type="checkbox"/>	<input type="checkbox"/>
5	FAIRBAIRN, Mick	F	F	EX						3	0.0	0.0	0.0	<input type="checkbox"/>	<input type="checkbox"/>
6	FIELDING, Mike	1	0							2	1.0	0.0	1.0	<input type="checkbox"/>	<input type="checkbox"/>
7	FISHWICK, Mike	0	0	0	N					3	0.0	0.0	0.0	<input type="checkbox"/>	<input type="checkbox"/>
8	TILLMAN, Paul	R								1	0.0	0.0	0.0	<input type="checkbox"/>	<input type="checkbox"/>

Ht.	1st:	2nd	3rd	Unplaced	Time	H	A	H	A	Other:
1	MOORE, P	MEREDITH, C	FEATHERSTONE, T	WIGLEY, P	F/Ex	66.4	3.0	3.0	3.0	3.0
2	CLARKE, S	GIBBONS, J	FIELDING, M	FISHWICK, M		64.4	5.0	1.0	8.0	4.0
3	BARNWELL, T	YOUNG, B	AUSTIN, R	FAIRBAIRN, M	F/rem	65.0	5.0	1.0	13.0	5.0
4	MEREDITH, C	FOOTE, B	CLARKE, S	FISHWICK, M		65.2	3.0	3.0	16.0	8.0
5	BARNWELL, T	FEATHERSTONE, T	AUSTIN, R	YOUNG, B	F/rem	65.8	3.0	3.0	19.0	11.0
6	MEREDITH, C	WIGLEY, P	MOORE, P	FIELDING, M		66.4	3.0	3.0	22.0	14.0
7	FOOTE, B	CLARKE, S	AUSTIN, R	FAIRBAIRN, M	F	66.0	5.0	1.0	27.0	15.0
8	GIBBONS, J	WIGLEY, P	FEATHERSTONE, T	FISHWICK, M		66.4	5.0	1.0	32.0	16.0
9	YOUNG, B	MEREDITH, C	FEATHERSTONE, T	BARNWELL, T		65.8	3.0	3.0	35.0	19.0
10	MEREDITH, C	WIGLEY, P	MOORE, P	AUSTIN, R		66.0	3.0	3.0	38.0	22.0
11	FOOTE, B	FEATHERSTONE, T	GIBBONS, J	TILLMAN, P	F/Ret	66.4	4.0	2.0	42.0	24.0
12	BARNWELL, T	MEREDITH, C	MOORE, P	FAIRBAIRN, M	F/Ex	67.4	4.0	2.0	46.0	26.0
13	FOOTE, B	FEATHERSTONE, T	YOUNG, B	AUSTIN, R		68.0	4.0	2.0	50.0	28.0

VENUE EAST OF ENGLAND SHOWGRO COMPETITION K.O.C. 1st ROUND 2nd LEG

PETERBOROUGH 52.0 26.0 RYE HOUSE DATE: 24/05/1974
 RESULT: HOME WIN AGREGATE SCORE 94.0 62.0

The Panthers had little difficulty in improving on their six point advantage gained in the first leg of this cup tie against Rye House. About the only surprising factor was that no one Peterborough rider managed a maximum of any description and it was visitor Trevor Barnwell who duly proceeded to prevent Brian Clark, Mike Lanham, Roy Carter and Steve Osborn from completing the meeting unbeaten. Rye House were always struggling but Barnwell and Foote often figured in keen tussles. Strangely enough times were among the fastest this season with reserve Ken Matthews the fastest man on the night.

Ron Orchard - Speedway Star

HOME TEAM

No.	RIDER	1:	2:	3:	4:	5:	6:	7:	8:	R	PTS	BP	T PTS	FM	PM
1	CLARK, Brian	2*	3	2	3					4	10.0	1.0	11.0		
2	SIZMORE, Roy	3	0	1	1*					4	5.0	1.0	6.0		
3	LANHAM, Mike	2*	2	3	3					4	10.0	1.0	11.0		
4	WALKER, Jack	2*	2*	1	0					4	5.0	2.0	7.0		
5	CARTER, Roy	3	3	3	1					4	10.0	0.0	10.0		
6	OSBORNE, Steve	3	3	1*						3	7.0	1.0	8.0		
7	MATTHEWS, Ken	0	3	2*						3	5.0	1.0	6.0		

AWAY TEAM

No.	RIDER	1:	2:	3:	4:	5:	6:	7:	8:	R	PTS	BP	T PTS	FM	PM
1	MOORE, Peter	1	1	1						3	3.0	0.0	3.0		
2	WIGLEY, Pete	0	0	0						3	0.0	0.0	0.0		
3	FOOTE, Brian	1	1*	2	2					4	6.0	1.0	7.0		
4	BARNWELL, Trevor	0	3	3	2					4	8.0	0.0	8.0		
5	YOUNG, Bob	1	0	0	1*					4	2.0	1.0	3.0		
6	CLARKE, Steve	2	2	0	0					4	4.0	0.0	4.0		
7	GIBBONS, John	1*	0	2	0					4	3.0	1.0	4.0		

Ht.	1st:	2nd	3rd	Unplaced	Time	H	A	H	A	Other:
1	SIZMORE, R	CLARK, B	MOORE, P	WIGLEY, P	69.8	5.0	1.0	5.0	1.0	
2	OSBORNE, S	CLARKE, S	GIBBONS, J	MATTHEWS, K	70.0	3.0	3.0	8.0	4.0	
3	CARTER, R	WALKER, J	YOUNG, B	BARNWELL, T	70.8	5.0	1.0	13.0	5.0	
4	OSBORNE, S	LANHAM, M	FOOTE, B	GIBBONS, J	70.6	5.0	1.0	18.0	6.0	
5	CARTER, R	WALKER, J	MOORE, P	WIGLEY, P	71.6	5.0	1.0	23.0	7.0	
6	CLARK, B	CLARKE, S	FOOTE, B	SIZMORE, R	70.6	3.0	3.0	26.0	10.0	
7	BARNWELL, T	LANHAM, M	OSBORNE, S	YOUNG, B	69.6	3.0	3.0	29.0	13.0	
8	MATTHEWS, K	GIBBONS, J	SIZMORE, R	CLARKE, S	69.4	4.0	2.0	33.0	15.0	
9	CARTER, R	FOOTE, B	WALKER, J	CLARKE, S	70.6	4.0	2.0	37.0	17.0	
10	BARNWELL, T	CLARK, B	SIZMORE, R	YOUNG, B	70.4	3.0	3.0	40.0	20.0	
11	LANHAM, M	MATTHEWS, K	MOORE, P	WIGLEY, P	70.2	5.0	1.0	45.0	21.0	
12	CLARK, B	FOOTE, B	YOUNG, B	WALKER, J	71.2	3.0	3.0	48.0	24.0	
13	LANHAM, M	BARNWELL, T	CARTER, R	GIBBONS, J	69.8	4.0	2.0	52.0	26.0	

VENUE RYE HOUSE STADIUM COMPETITION LEAGUE

RYE HOUSE 28.0 49.0 EASTBOURNE DATE: 27/05/1974

RESULT: AWAY WIN AGREGATE SCORE

Steve Clarke, the promising Rye House rider, suffered a fractured skull and severe back injuries following a crash in Heat 4 of this British League match. Eastbourne's Neil Middleditch was in the lead coming out of the last bend of the final lap followed by Rockets' Brian Foote. Bobby McNeil was travelling fast and coming under Foote when he went into a broadside and drifted into the Rye House rider. Foote lost control and swerved across the track and was hit by team-mate Clarke. The two machines and Steve Clarke went flying and one of the machines struck the starting post upright which splintered into several pieces, with Clarke falling heavily onto the track. He was rushed to the Harlow Hospital and transferred on Tuesday to the London Hospital.

Ray Harris - Speedway Star

HOME TEAM

No.	RIDER	1:	2:	3:	4:	5:	6:	7:	8:	R	PTS	BP	T PTS	FM	PM
1	MOORE, Peter	0	1	1						3	2.0	0.0	2.0	<input type="checkbox"/>	<input type="checkbox"/>
2	WIGLEY, Pete	1	0	F						3	1.0	0.0	1.0	<input type="checkbox"/>	<input type="checkbox"/>
3	FOOTE, Brian	2	3	3	3	1				5	12.0	0.0	12.0	<input type="checkbox"/>	<input type="checkbox"/>
4	BARNWELL, Trevor	2	2	EX	2	1				5	7.0	0.0	7.0	<input type="checkbox"/>	<input type="checkbox"/>
5	YOUNG, Bob	1*	0	1*	R					4	2.0	2.0	4.0	<input type="checkbox"/>	<input type="checkbox"/>
6	CLARKE, Steve	2	1*							2	3.0	1.0	4.0	<input type="checkbox"/>	<input type="checkbox"/>
7	GIBBONS, John	0	0	1	0					4	1.0	0.0	1.0	<input type="checkbox"/>	<input type="checkbox"/>

AWAY TEAM

No.	RIDER	1:	2:	3:	4:	5:	6:	7:	8:	R	PTS	BP	T PTS	FM	PM
1	GEER, Trevor	3	3	0	3					4	9.0	0.0	9.0	<input type="checkbox"/>	<input type="checkbox"/>
2	JARMAN, Pete	2*	1	1*	2					4	6.0	2.0	8.0	<input type="checkbox"/>	<input type="checkbox"/>
3	McNEIL, Bobby	EX	3	3						3	6.0	0.0	6.0	<input type="checkbox"/>	<input type="checkbox"/>
4	GACHET, Paul	3	2	2*	2*					4	9.0	2.0	11.0	<input type="checkbox"/>	<input type="checkbox"/>
5	SAMPSON, Mike	R	F							2	0.0	0.0	0.0	<input type="checkbox"/>	<input type="checkbox"/>
6	YEATES, Martin	1	2*	0	2*					4	5.0	2.0	7.0	<input type="checkbox"/>	<input type="checkbox"/>
7	MIDDLEDITCH, Neil	3	3	2	3	3				5	14.0	0.0	14.0	<input type="checkbox"/>	<input type="checkbox"/>

Ht.	1st:	2nd	3rd	Unplaced	Time	H	A	H	A	Other:
1	GEER, T	JARMAN, P	WIGLEY, P	MOORE, P	65.8	1.0	5.0	1.0	5.0	
2	MIDDLEDITCH, N	CLARKE, S	YEATES, M	GIBBONS, J	64.6	2.0	4.0	3.0	9.0	
3	GACHET, P	BARNWELL, T	YOUNG, B	SAMPSON, M	65.8	3.0	3.0	6.0	12.0	
4	MIDDLEDITCH, N	FOOTE, B	F/Awd CLARKE, S	F/Awd McNEIL, B	65.6	3.0	3.0	9.0	15.0	
5	GEER, T	BARNWELL, T	JARMAN, P	YOUNG, B	66.0	2.0	4.0	11.0	19.0	
6	McNEIL, B	YEATES, M	MOORE, P	WIGLEY, P	66.0	1.0	5.0	12.0	24.0	
7	FOOTE, B	GACHET, P	SAMPSON, M	F BARNWELL, T	65.0	3.0	2.0	15.0	26.0	
8	FOOTE, B	MIDDLEDITCH, N	JARMAN, P	GIBBONS, J	65.4	3.0	3.0	18.0	29.0	
9	McNEIL, B	BARNWELL, T	YOUNG, B	YEATES, M	66.4	3.0	3.0	21.0	32.0	
10	MIDDLEDITCH, N	GACHET, P	MOORE, P	WIGLEY, P	65.4	1.0	5.0	22.0	37.0	
11	FOOTE, B	JARMAN, P	GIBBONS, J	GEER, T	66.4	4.0	2.0	26.0	39.0	
12	MIDDLEDITCH, N	YEATES, M	BARNWELL, T	GIBBONS, J	66.0	1.0	5.0	27.0	44.0	
13	GEER, T	GACHET, P	FOOTE, B	YOUNG, B	66.6	1.0	5.0	28.0	49.0	

DATE: 01/06/1974 DIV: 2

3 TEAM TOURNAMENT 1st LEG

1st LEG

KINGSMEAD STADIUM

The trouble with this first-leg clash between Canterbury, Peterborough and Rye House for the Triangular Tournament was the Crusaders failure to take note of a revision of the formula of the experimental meeting stage at Rayleigh last year. Appearances were too lop-sided. Canterbury's early lead was not a true record and what should have been an exciting finish fizzled out when Crusaders supporters had to go three races on the trot at the end of the programme with only Peterborough v Rye House clashes. That the Rockets excelled themselves with three 5-1's pleased Canterbury, however, for it put paid to any chances the Panthers had of taking the meeting and gave Rye House a deserved runners-up spot to their hosts. John Pilgrim - Speedway Star

CANTERBURY

43.0

NR	RIDER	OTHER	1	2	3	4	5	6	7	8	R	PTS	BP	TPTS	FM	PM
1	HUBBARD, Ted		2	0	2	1*					4	5.0	1.0	6.0	<input type="checkbox"/>	<input type="checkbox"/>
2	KENNETT, Barney		R	3	R						3	3.0	0.0	3.0	<input type="checkbox"/>	<input type="checkbox"/>
3	JOHNS, Roger		1	2*	3	1					4	7.0	1.0	8.0	<input type="checkbox"/>	<input type="checkbox"/>
4	COOK, Derek		3	3	R	3					4	9.0	0.0	9.0	<input type="checkbox"/>	<input type="checkbox"/>
5	JONES, Trevor		3	3	2	2*					4	10.0	1.0	11.0	<input type="checkbox"/>	<input type="checkbox"/>
6	GOODERHAM, Dave		2*	1	1	3					4	7.0	1.0	8.0	<input type="checkbox"/>	<input type="checkbox"/>
7	RUMSEY, Les		2								1	2.0	0.0	2.0	<input type="checkbox"/>	<input type="checkbox"/>

PETERBOROUGH

29.0

NR	RIDER	OTHER	1	2	3	4	5	6	7	8	R	PTS	BP	TPTS	FM	PM
1	CLARK, Brian		3	3	2	0					4	8.0	0.0	8.0	<input type="checkbox"/>	<input type="checkbox"/>
2	SIZMORE, Roy		1	2*	0	1					4	4.0	1.0	5.0	<input type="checkbox"/>	<input type="checkbox"/>
3	OSBORNE, Steve		1	2	3	1					4	7.0	0.0	7.0	<input type="checkbox"/>	<input type="checkbox"/>
4	DREWETT, Chris		0	0	0	0					4	0.0	0.0	0.0	<input type="checkbox"/>	<input type="checkbox"/>
5	WALKER, Jack		2	2*	1	1					4	6.0	1.0	7.0	<input type="checkbox"/>	<input type="checkbox"/>
6	CARTER, Roy		1*	3	0	0					4	4.0	1.0	5.0	<input type="checkbox"/>	<input type="checkbox"/>

RYE HOUSE

36.0

NR	RIDER	OTHER	1	2	3	4	5	6	7	8	R	PTS	BP	TPTS	FM	PM
1	MOORE, Peter		2	1	2*						3	5.0	1.0	6.0	<input type="checkbox"/>	<input type="checkbox"/>
2	GIBBONS, John		0	0	1	3					4	4.0	0.0	4.0	<input type="checkbox"/>	<input type="checkbox"/>
3	FOOTE, Brian		1	2	3	3					4	9.0	0.0	9.0	<input type="checkbox"/>	<input type="checkbox"/>
4	WIGLEY, Pete		0	0	2*						3	2.0	1.0	3.0	<input type="checkbox"/>	<input type="checkbox"/>
5	YOUNG, Bob		2	1	3	3					4	9.0	0.0	9.0	<input type="checkbox"/>	<input type="checkbox"/>
6	BARNWELL, Trevor		1*	3	0	2*					4	6.0	2.0	8.0	<input type="checkbox"/>	<input type="checkbox"/>
7	EMMETT, Alan		1	0							2	1.0	0.0	1.0	<input type="checkbox"/>	<input type="checkbox"/>

1	CLARK, B	HUBBARD, T	SIZMORE, R	KENNETT, B	Ret	76.0
2	COOK, D	MOORE, P	JOHNS, R	GIBBONS, J		80.0
3	COOK, D	JOHNS, R	FOOTE, B	WIGLEY, P		78.0
4	JONES, T	GOODERHAM, D	OSBORNE, S	DREWETT, C		76.2
5	KENNETT, B	YOUNG, B	BARNWELL, T	HUBBARD, T		77.2
6	CLARK, B	SIZMORE, R	MOORE, P	GIBBONS, J		76.6
7	JOHNS, R	WALKER, J	CLARK, B	COOK, D	Ret	76.0
8	JONES, T	FOOTE, B	GOODERHAM, D	WIGLEY, P		75.8
9	BARNWELL, T	OSBORNE, S	YOUNG, B	DREWETT, C		77.0
10	FOOTE, B	HUBBARD, T	EMMETT, A	KENNETT, B	Ret	76.0
11	COOK, D	CLARK, B	JOHNS, R	SIZMORE, R		76.4
12	CARTER, R	WALKER, J	GIBBONS, J	EMMETT, A		76.8
13	YOUNG, B	JONES, T	GOODERHAM, D	BARNWELL, T		77.0
14	OSBORNE, S	RUMSEY, L	HUBBARD, T	DREWETT, C		78.8
15	FOOTE, B	WIGLEY, P		CLARK, B		77.0
16	GIBBONS, J	MOORE, P	OSBORNE, S	DREWETT, C		78.2
17	YOUNG, B	BARNWELL, T	WALKER, J	CARTER, R		78.4
18	GOODERHAM, D	JONES, T	WALKER, J	CARTER, R		76.8

VENUE **HOLKER STREET** COMPETITION **LEAGUE**

BARROW **56.0** **21.0** **RYE HOUSE** DATE: **04/06/1974**

RESULT: **HOME WIN** AGREGATE SCORE

Barrow, Still operating rider replacement for the injured Paul O'Neil, rattled up no less than eight 5-1 heat wins in this rather one-sided but always interesting match.

Credit Rye with trying all the way but with Joe Owen and Chris Roynon both paid for 14 supported by Terry Kelly (paid 13) and Tom Owen (paid 12) and with Sid Sheldrick on a reserve's maximum, the home side were just too strong in every department.

Brian Foote and Peter Wigley rode hard for every point and kept interest alive, but skipper Bob Young, after an impressive first race win, faded out of sight.

Ken Norman Speedway Star

HOME TEAM

No.	RIDER	1:	2:	3:	4:	5:	6:	7:	8:	R	PTS	BP	T PTS	FM	PM
1	OWEN, Tom	3	2	2*	1	3				5	11.0	1.0	12.0	<input type="checkbox"/>	<input type="checkbox"/>
2	KELLY, Terry	2*	3	1*	2	3				5	11.0	2.0	13.0	<input type="checkbox"/>	<input type="checkbox"/>
3	O'NEIL, Paul	R/R								0	0.0	0.0	0.0	<input type="checkbox"/>	<input type="checkbox"/>
4	OWEN, Joe	2	3	2*	3	3				5	13.0	1.0	14.0	<input type="checkbox"/>	<input type="checkbox"/>
5	ROYNON, Chris	1*	2*	3	3	2*				5	11.0	3.0	14.0	<input type="checkbox"/>	<input type="checkbox"/>
6	SHELDRICK, Sid	3	2*	2*						3	7.0	2.0	9.0	<input type="checkbox"/>	<input type="checkbox"/>
7	TATTERSALL, Graham	M	1*	2*						2	3.0	2.0	5.0	<input type="checkbox"/>	<input type="checkbox"/>

AWAY TEAM

No.	RIDER	1:	2:	3:	4:	5:	6:	7:	8:	R	PTS	BP	T PTS	FM	PM
1	MOORE, Peter	1	0	1	1					4	3.0	0.0	3.0	<input type="checkbox"/>	<input type="checkbox"/>
2	EMMETT, Alan	0	1							2	1.0	0.0	1.0	<input type="checkbox"/>	<input type="checkbox"/>
3	FOOTE, Brian	1	3	F	1	2				5	7.0	0.0	7.0	<input type="checkbox"/>	<input type="checkbox"/>
4	BARNWELL, Trevor	0	1	0	R					4	1.0	0.0	1.0	<input type="checkbox"/>	<input type="checkbox"/>
5	YOUNG, Bob	3	0	1	0					4	4.0	0.0	4.0	<input type="checkbox"/>	<input type="checkbox"/>
6	GIBBONS, John	M	0	0						2	0.0	0.0	0.0	<input type="checkbox"/>	<input type="checkbox"/>
7	WIGLEY, Pete	2	0	3	0					4	5.0	0.0	5.0	<input type="checkbox"/>	<input type="checkbox"/>

Ht.	1st:	2nd	3rd	Unplaced	Time	H	A	H	A	Other:
1	OWEN, To	KELLY, T	MOORE, P	EMMETT, A	70.0	5.0	1.0	5.0	1.0	
2	SHELDRICK, S	WIGLEY, P	GIBBONS, J	M TATTERSALL, G	70.6	3.0	2.0	8.0	3.0	
3	YOUNG, B	OWEN, J	ROYNON, C	BARNWELL, T	69.4	3.0	3.0	11.0	6.0	
4	KELLY, T	SHELDRICK, S	FOOTE, B	WIGLEY, P	70.4	5.0	1.0	16.0	7.0	
5	OWEN, J	ROYNON, C	EMMETT, A	MOORE, P	69.0	5.0	1.0	21.0	8.0	
6	FOOTE, B	OWEN, To	KELLY, T	GIBBONS, J	69.8	3.0	3.0	24.0	11.0	
7	ROYNON, C	SHELDRICK, S	BARNWELL, T	YOUNG, B	71.2	5.0	1.0	29.0	12.0	
8	WIGLEY, P	KELLY, T	TATTERSALL, G	FOOTE, B	72.6	3.0	3.0	32.0	15.0	
9	ROYNON, C	OWEN, J	FOOTE, B	GIBBONS, J	70.6	5.0	1.0	37.0	16.0	
10	KELLY, T	OWEN, To	YOUNG, B	BARNWELL, T	71.4	5.0	1.0	42.0	17.0	
11	OWEN, J	TATTERSALL, G	MOORE, P	WIGLEY, P	70.0	5.0	1.0	47.0	18.0	
12	OWEN, J	FOOTE, B	OWEN, To	YOUNG, B	69.0	4.0	2.0	51.0	20.0	
13	OWEN, To	ROYNON, C	MOORE, P	BARNWELL, T	71.6	5.0	1.0	56.0	21.0	

VENUE ODSAL STADIUM COMPETITION LEAGUE

BRADFORD 50.0 28.0 RYE HOUSE DATE: 05/06/1974

RESULT: HOME WIN AGREGATE SCORE

Bradford piled-up their biggest score of the season, reversing the scores of the teams' previous meeting at Rye House last month. Alan Knapkin helped himself to a maximum - his first home since his track comeback - and there was another for Colin Meredith, who is in superb form these days. Tony Featherstone rode through unbeaten by an opponent and with Roger Austin turning in his best performance of the season, Bradford had things very much their own way.

With Mick Fairbairn and Mike Fishwick still out injured, Bradford gave a chance to junior Stephen Wilcock, and he made a very useful home debut with six points from four outings.

Rye House were never in the hunt and their only race winner was reserve John Gibbons.

Peter Royston Speedway Star

HOME TEAM

No.	RIDER	1:	2:	3:	4:	5:	6:	7:	8:	R	PTS	BP	T PTS	FM	PM
1	FEATHERSTONE, Tony	3	2*	3	2*					4	10.0	2.0	12.0	<input type="checkbox"/>	<input checked="" type="checkbox"/>
2	AUSTIN, Roger	2*	3	3	0					4	8.0	1.0	9.0	<input type="checkbox"/>	<input type="checkbox"/>
3	MEREDITH, Colin	3	3	3	3					4	12.0	0.0	12.0	<input checked="" type="checkbox"/>	<input type="checkbox"/>
4	KNAPKIN, Alan	3	3	3	3					4	12.0	0.0	12.0	<input checked="" type="checkbox"/>	<input type="checkbox"/>
5	DONOVAN, Brian	1	R	R						3	1.0	0.0	1.0	<input type="checkbox"/>	<input type="checkbox"/>
6	PARKIN, Dave	1*	0	0						3	1.0	1.0	2.0	<input type="checkbox"/>	<input type="checkbox"/>
7	WILCOCK, Steve	2	2*	1	1					4	6.0	1.0	7.0	<input type="checkbox"/>	<input type="checkbox"/>

AWAY TEAM

No.	RIDER	1:	2:	3:	4:	5:	6:	7:	8:	R	PTS	BP	T PTS	FM	PM
1	MOORE, Peter	1	1*	0						3	2.0	1.0	3.0	<input type="checkbox"/>	<input type="checkbox"/>
2	EMMETT, Alan	0	0							2	0.0	0.0	0.0	<input type="checkbox"/>	<input type="checkbox"/>
3	FOOTE, Brian	2	1	2	2	1				5	8.0	0.0	8.0	<input type="checkbox"/>	<input type="checkbox"/>
4	BARNWELL, Trevor	2	2	2	1*	0				5	7.0	1.0	8.0	<input type="checkbox"/>	<input type="checkbox"/>
5	YOUNG, Bob	0	1*	2	0					4	3.0	1.0	4.0	<input type="checkbox"/>	<input type="checkbox"/>
6	WIGLEY, Pete	0	0	1*						3	1.0	1.0	2.0	<input type="checkbox"/>	<input type="checkbox"/>
7	GIBBONS, John	3	1*	1	2					4	7.0	1.0	8.0	<input type="checkbox"/>	<input type="checkbox"/>

Ht.	1st:	2nd	3rd	Unplaced	Time	H	A	H	A	Other:
1	FEATHERSTONE, T	AUSTIN, R	MOORE, P	EMMETT, A	75.6	5.0	1.0	5.0	1.0	
2	GIBBONS, J	WILCOCK, S	PARKIN, D	WIGLEY, P	75.2	3.0	3.0	8.0	4.0	
3	KNAPKIN, A	BARNWELL, T	DONOVAN, B	YOUNG, B	74.6	4.0	2.0	12.0	6.0	
4	MEREDITH, C	FOOTE, B	GIBBONS, J	PARKIN, D	73.0	3.0	3.0	15.0	9.0	
5	KNAPKIN, A	BARNWELL, T	MOORE, P	DONOVAN, B	73.4	3.0	3.0	18.0	12.0	ef
6	AUSTIN, R	FEATHERSTONE, T	FOOTE, B	WIGLEY, P	74.4	5.0	1.0	23.0	13.0	
7	MEREDITH, C	BARNWELL, T	YOUNG, B	PARKIN, D	72.4	3.0	3.0	26.0	16.0	
8	AUSTIN, R	WILCOCK, S	GIBBONS, J	EMMETT, A	75.0	5.0	1.0	31.0	17.0	
9	KNAPKIN, A	FOOTE, B	WIGLEY, P	DONOVAN, B	73.0	3.0	3.0	34.0	20.0	ef
10	FEATHERSTONE, T	YOUNG, B	BARNWELL, T	AUSTIN, R	74.4	3.0	3.0	37.0	23.0	
11	MEREDITH, C	FOOTE, B	WILCOCK, S	MOORE, P	73.0	4.0	2.0	41.0	25.0	
12	KNAPKIN, A	FEATHERSTONE, T	FOOTE, B	YOUNG, B	73.0	5.0	1.0	46.0	26.0	
13	MEREDITH, C	GIBBONS, J	WILCOCK, S	BARNWELL, T	73.2	4.0	2.0	50.0	28.0	

VENUE RYE HOUSE STADIUM COMPETITION LEAGUE

RYE HOUSE 38.0 40.0 WORKINGTON DATE: 09/06/1974

RESULT: AWAY WIN AGREGATE SCORE

Workington won this exciting British League tussle after trailing right up to Heat 10. Three of their riders scored all but one of their points and with Taffy Owen out of action they used rider replacement.
 In Heat 4 Brian Foote and Malcolm Mackay exchanged places six times before Foote supported Gibbons for a 5-1. In the next race Alan Cowland took Trevor Barnwell from the back to join Mitch Graham for a Workington 5-1.
 Heat 11 was the turning point, however, when Brian Foote fell after a great ride when he recovered from being a straight behind.

Ray Harris Speedway Star

HOME TEAM

No.	RIDER	1:	2:	3:	4:	5:	6:	7:	8:	R	PTS	BP	T PTS	FM	PM
1	MOORE, Peter	3	1*	1*	2					4	7.0	2.0	9.0		
2	EMMETT, Alan	0	0							2	0.0	0.0	0.0		
3	FOOTE, Brian	2*	3	1	3					4	9.0	1.0	10.0		
4	BARNWELL, Trevor	2	1	1*	0					4	4.0	1.0	5.0		
5	YOUNG, Bob	1*	0	2	1					4	4.0	1.0	5.0		
6	GIBBONS, John	3	3	2	1	2				5	11.0	0.0	11.0		
7	COOPER, Bob	2*	1	F						3	3.0	1.0	4.0		

AWAY TEAM

No.	RIDER	1:	2:	3:	4:	5:	6:	7:	8:	R	PTS	BP	T PTS	FM	PM
1	GRAHAM, Mitch	2	3	2*	3	2				5	12.0	1.0	13.0		
2	OWEN, Taffy	R/R								0	0.0	0.0	0.0		
3	MACKAY, Malcolm	1*	1	3	3	3	3			6	14.0	1.0	15.0		
4	WATSON, Steve	R	0							2	0.0	0.0	0.0		
5	COWLAND, Alan	3	2*	2	3	2*	1			6	13.0	2.0	15.0		
6	LAWSON, Steve	1	0	0	0	0				5	1.0	0.0	1.0		
7	HORNBY, Bernie	F	R							2	0.0	0.0	0.0		
8	CROOK, Graham	D.N.R								0	0.0	0.0	0.0		

Ht.	1st:	2nd	3rd	Unplaced	Time	H	A	H	A	Other:
1	MOORE, P	GRAHAM, M	MACKAY, M	EMMETT, A	67.0	3.0	3.0	3.0	3.0	
2	GIBBONS, J	COOPER, B	LAWSON, S	HORNBY, B F	68.2	5.0	1.0	8.0	4.0	
3	COWLAND, A	BARNWELL, T	YOUNG, B	WATSON, S ef	67.2	3.0	3.0	11.0	7.0	
4	GIBBONS, J	FOOTE, B	MACKAY, M	HORNBY, B Ef	66.2	5.0	1.0	16.0	8.0	
5	GRAHAM, M	COWLAND, A	BARNWELL, T	YOUNG, B	67.0	1.0	5.0	17.0	13.0	
6	MACKAY, M	GIBBONS, J	MOORE, P	LAWSON, S	65.4	3.0	3.0	20.0	16.0	
7	FOOTE, B	COWLAND, A	GIBBONS, J	WATSON, S	66.0	4.0	2.0	24.0	18.0	
8	MACKAY, M	GRAHAM, M	COOPER, B	EMMETT, A	66.0	1.0	5.0	25.0	23.0	
9	MACKAY, M	YOUNG, B	BARNWELL, T	LAWSON, S	65.8	3.0	3.0	28.0	26.0	
10	COWLAND, A	GIBBONS, J	MOORE, P	LAWSON, S	67.0	3.0	3.0	31.0	29.0	
11	GRAHAM, M	COWLAND, A	FOOTE, B F/rem	COOPER, B F	67.4	1.0	5.0	32.0	34.0	
12	MACKAY, M	MOORE, P	COWLAND, A	BARNWELL, T	66.0	2.0	4.0	34.0	38.0	
13	FOOTE, B	GRAHAM, M	YOUNG, B	LAWSON, S	65.6	4.0	2.0	38.0	40.0	

VENUE	EARLE STREET	COMPETITION	LEAGUE
--------------	--------------	--------------------	--------

CREWE	0.0	0.0	RYE HOUSE	DATE:	10/06/1974
--------------	-----	-----	------------------	--------------	------------

RESULT:	RAINED OFF	AGREGATE SCORE
----------------	------------	-----------------------

Rain washed out Crewe's most ambitious meeting of the season but the eagerly awaited Division 1 match race series between former World Champion Ole Olsen and ex-Crewe star Phil Crump won't be lost from the fixture list.

The match race, which was due to follow the British League match against Rye House, has been re-scheduled for July 15, when Sunderland are the visitors to Earle Street.

Crewe haven't a vacant date on their fixture list for the Rye House match, which will be accommodated either on a double header meeting or by extending the season.

The decision to call off the meeting was made in time to prevent many fans making a futile journey. Crewe were anticipating at gate of least 5000.

Ole Olsen was contacted at his Holmes Chapel home but Exeter based Crump was already at the track. He was stopping over at Crewe before riding at Hull on Wednesday.

Tony Porter Speedway Star

HOME TEAM

AWAY TEAM

VENUE EAST OF ENGLAND SHOWGRO COMPETITION LEAGUE

PETERBOROUGH 55.0 23.0 RYE HOUSE DATE: 14/06/1974

RESULT: HOME WIN AGREGATE SCORE

Predictably it was Peterborough who asked all the questions in this British League fixture against Rye House. After an opening 3-3 the Panthers threatened to run amok, scoring five consecutive maximum heat wins, but inspired by a fighting 10 points from Pete Wigley the Rockets prevented a complete humiliation. It was as well that Wigley and young reserve Bob Cooper did turn up trumps or there may have been more home men recording paid maximums. A back-to form Roy Carter and Steve Osborne led the Panthers on their points haul. Impressive also were Brian Clark and Jack Walker, while engine troubles again robbed Mike Lanham of a high total.

Ron Orchard Speedway Star

HOME TEAM

No.	RIDER	1:	2:	3:	4:	5:	6:	7:	8:	R	PTS	BP	T PTS	FM	PM
1	CLARK, Brian	3	2*	3	2*					4	10.0	2.0	12.0	<input type="checkbox"/>	<input checked="" type="checkbox"/>
2	SIZMORE, Roy	0	3	2						3	5.0	0.0	5.0	<input type="checkbox"/>	<input type="checkbox"/>
3	LANHAM, Mike	2*	R	2	3					4	7.0	1.0	8.0	<input type="checkbox"/>	<input type="checkbox"/>
4	OSBORNE, Steve	3	2*	3	3					4	11.0	1.0	12.0	<input type="checkbox"/>	<input checked="" type="checkbox"/>
5	WALKER, Jack	2*	3	1	2*					4	8.0	2.0	10.0	<input type="checkbox"/>	<input type="checkbox"/>
6	CARTER, Roy	3	3	3	2*					4	11.0	1.0	12.0	<input type="checkbox"/>	<input checked="" type="checkbox"/>
7	DREWETT, Chris	2*	1*	0						3	3.0	2.0	5.0	<input type="checkbox"/>	<input type="checkbox"/>

AWAY TEAM

No.	RIDER	1:	2:	3:	4:	5:	6:	7:	8:	R	PTS	BP	T PTS	FM	PM
1	MOORE, Peter	1*	0							2	1.0	1.0	2.0	<input type="checkbox"/>	<input type="checkbox"/>
2	WIGLEY, Pete	2	1	3	3	1				5	10.0	0.0	10.0	<input type="checkbox"/>	<input type="checkbox"/>
3	FOOTE, Brian	1	0	F						3	1.0	0.0	1.0	<input type="checkbox"/>	<input type="checkbox"/>
4	BARNWELL, Trevor	0	1*	0						3	1.0	1.0	2.0	<input type="checkbox"/>	<input type="checkbox"/>
5	YOUNG, Bob	1	2	1	1					4	5.0	0.0	5.0	<input type="checkbox"/>	<input type="checkbox"/>
6	COOPER, Bob	1	1	2	1	0				5	5.0	0.0	5.0	<input type="checkbox"/>	<input type="checkbox"/>
7	GIBBONS, John	0	0	0	0					4	0.0	0.0	0.0	<input type="checkbox"/>	<input type="checkbox"/>

Ht.	1st:	2nd	3rd	Unplaced	Time	H	A	H	A	Other:
1	CLARK, B	WIGLEY, P	MOORE, P	SIZMORE, R	70.0	3.0	3.0	3.0	3.0	
2	CARTER, R	DREWETT, C	COOPER, B	GIBBONS, J	69.6	5.0	1.0	8.0	4.0	
3	OSBORNE, S	WALKER, J	YOUNG, B	BARNWELL, T	70.4	5.0	1.0	13.0	5.0	
4	CARTER, R	LANHAM, M	FOOTE, B	GIBBONS, J	71.0	5.0	1.0	18.0	6.0	
5	WALKER, J	OSBORNE, S	WIGLEY, P	MOORE, P	71.2	5.0	1.0	23.0	7.0	
6	SIZMORE, R	CLARK, B	COOPER, B	FOOTE, B	70.8	5.0	1.0	28.0	8.0	
7	CARTER, R	YOUNG, B	BARNWELL, T	LANHAM, M	70.6	3.0	3.0	31.0	11.0	ef
8	WIGLEY, P	SIZMORE, R	DREWETT, C	GIBBONS, J	71.4	3.0	3.0	34.0	14.0	
9	OSBORNE, S	COOPER, B	WALKER, J	FOOTE, B	71.6	4.0	2.0	38.0	16.0	F
10	CLARK, B	CARTER, R	YOUNG, B	BARNWELL, T	71.0	5.0	1.0	43.0	17.0	
11	WIGLEY, P	LANHAM, M	COOPER, B	DREWETT, C	71.6	2.0	4.0	45.0	21.0	
12	OSBORNE, S	CLARK, B	YOUNG, B	GIBBONS, J	71.8	5.0	1.0	50.0	22.0	
13	LANHAM, M	WALKER, J	WIGLEY, P	COOPER, B	72.0	5.0	1.0	55.0	23.0	

VENUE	RYE HOUSE STADIUM	COMPETITION	LEAGUE
--------------	-------------------	--------------------	--------

RYE HOUSE	50.0	28.0	WEYMOUTH	DATE:	16/06/1974
------------------	------	------	-----------------	--------------	------------

RESULT:	HOME WIN	AGREGATE SCORE
----------------	----------	-----------------------

Peter Wigley came from third to first in Heat 1 of this British League match to give Rye House a great 5-1 opener. And the Rockets followed this pattern with six 5-1's which included a great fide by reserve Bob Cooper in Heat 11 when he rode round Bob Hughes and under Geoff Swindells on one bend to follow home maximum man Brian Foote. Weymouth lodged a protest after they claimed that Kelvin Mullarkey had won Heat 7.

Ray Harris Speedway Star

HOME TEAM

No.	RIDER	1:	2:	3:	4:	5:	6:	7:	8:	R	PTS	BP	T PTS	FM	PM
1	MOORE, Peter	2*	0	1	2					4	5.0	1.0	6.0	<input type="checkbox"/>	<input type="checkbox"/>
2	WIGLEY, Pete	3	2	3	0					4	8.0	0.0	8.0	<input type="checkbox"/>	<input type="checkbox"/>
3	FOOTE, Brian	3	3	3	3					4	12.0	0.0	12.0	<input checked="" type="checkbox"/>	<input type="checkbox"/>
4	BARNWELL, Trevor	2	3	3	1*					4	9.0	1.0	10.0	<input type="checkbox"/>	<input type="checkbox"/>
5	YOUNG, Bob	1*	2*	2*	1					4	6.0	3.0	9.0	<input type="checkbox"/>	<input type="checkbox"/>
6	GIBBONS, John	2*	2*	0						3	4.0	2.0	6.0	<input type="checkbox"/>	<input type="checkbox"/>
7	COOPER, Bob	3	1	2*						3	6.0	1.0	7.0	<input type="checkbox"/>	<input type="checkbox"/>

AWAY TEAM

No.	RIDER	1:	2:	3:	4:	5:	6:	7:	8:	R	PTS	BP	T PTS	FM	PM
1	HUGHES, Bob	1	0	0						3	1.0	0.0	1.0	<input type="checkbox"/>	<input type="checkbox"/>
2	SWINDELLS, Geoff	0	1	0	1					4	2.0	0.0	2.0	<input type="checkbox"/>	<input type="checkbox"/>
3	FOOT, Russell	1	3	R						3	4.0	0.0	4.0	<input type="checkbox"/>	<input type="checkbox"/>
4	PADDINGTON, Brian	0	1*	3	0					4	4.0	1.0	5.0	<input type="checkbox"/>	<input type="checkbox"/>
5	MULLARKEY, Kelvin	3	2	2*	3	2				5	12.0	1.0	13.0	<input type="checkbox"/>	<input type="checkbox"/>
6	LOMAS, Steve	1	1	1						3	3.0	0.0	3.0	<input type="checkbox"/>	<input type="checkbox"/>
7	COUZENS, Nigel	F	0	2	F					4	2.0	0.0	2.0	<input type="checkbox"/>	<input type="checkbox"/>

Ht.	1st:	2nd	3rd	Unplaced	Time	H	A	H	A	Other:
1	WIGLEY, P	MOORE, P	HUGHES, B	SWINDELLS, G	65.2	5.0	1.0	5.0	1.0	
2	COOPER, B	GIBBONS, J	LOMAS, S	COUZENS, N	65.6	5.0	1.0	10.0	2.0	
3	MULLARKEY, K	BARNWELL, T	YOUNG, B	PADDINGTON, B	64.2	3.0	3.0	13.0	5.0	
4	FOOTE, B	GIBBONS, J	FOOT, R	COUZENS, N	65.6	5.0	1.0	18.0	6.0	
5	BARNWELL, T	YOUNG, B	SWINDELLS, G	HUGHES, B	66.8	5.0	1.0	23.0	7.0	
6	FOOT, R	WIGLEY, P	LOMAS, S	MOORE, P	65.6	2.0	4.0	25.0	11.0	
7	FOOTE, B	MULLARKEY, K	PADDINGTON, B	GIBBONS, J	65.4	3.0	3.0	28.0	14.0	
8	WIGLEY, P	COUZENS, N	COOPER, B	SWINDELLS, G	65.4	4.0	2.0	32.0	16.0	
9	BARNWELL, T	YOUNG, B	LOMAS, S	FOOT, R	66.0	5.0	1.0	37.0	17.0	EF
10	PADDINGTON, B	MULLARKEY, K	MOORE, P	WIGLEY, P	66.0	1.0	5.0	38.0	22.0	
11	FOOTE, B	COOPER, B	SWINDELLS, G	HUGHES, B	65.2	5.0	1.0	43.0	23.0	
12	MULLARKEY, K	MOORE, P	BARNWELL, T	COUZENS, N	66.8	3.0	3.0	46.0	26.0	F
13	FOOTE, B	MULLARKEY, K	YOUNG, B	PADDINGTON, B	65.2	4.0	2.0	50.0	28.0	

VENUE QUILBELL PARK **COMPETITION** LEAGUE

SCUNTHORPE 0.0 0.0 **RYE HOUSE** **DATE:** 17/06/1974

RESULT: RAINED OFF **AGREGATE SCORE**

Scunthorpe Saints' British League Division II home match against Rye House had to be postponed when heavy rain throughout the day left the track waterlogged.

Rob Steels Speedway Star

HOME TEAM

AWAY TEAM

VENUE	RYE HOUSE STADIUM	COMPETITION	LEAGUE
--------------	-------------------	--------------------	--------

RYE HOUSE	31.0	46.0	BIRMINGHAM	DATE:	23/06/1974
------------------	------	------	-------------------	--------------	------------

RESULT:	AWAY WIN	AGREGATE SCORE
----------------	----------	-----------------------

An incident packed meeting this Bristich League clash between Rye House and Birmingham and it took 20 starts to complete the 13 races! Rockets only heat win came in Heat 6 when Brian Foote and Alan Grahame were left to have a match race after Pete Wigley and George Major had been excluded in a race that was rerun twice. Newly signed Clive Hitch was second highest home scorer with seven points from six rides.

Ray Harris Speedway Star

HOME TEAM

No.	RIDER	1:	2:	3:	4:	5:	6:	7:	8:	R	PTS	BP	T PTS	FM	PM
1	WIGLEY, Pete	0	EX	2	3					4	5.0	0.0	5.0		
2	CLARKE, Steve	R/R								0	0.0	0.0	0.0		
3	YOUNG, Bob	1	1	0						3	2.0	0.0	2.0		
4	HITCH, Clive	2	1*	0	3	1*	EX			6	7.0	2.0	9.0		
5	FOOTE, Brian	2	3	3	F	2	0			6	10.0	0.0	10.0		
6	GIBBONS, John	3	0	0						3	3.0	0.0	3.0		
7	COOPER, Bob	EX	1*	1						3	2.0	1.0	3.0		
8	MOORE, Peter	2								1	2.0	0.0	2.0		

AWAY TEAM

No.	RIDER	1:	2:	3:	4:	5:	6:	7:	8:	R	PTS	BP	T PTS	FM	PM
1	BROWNING, Arthur	1	2	2*	1					4	6.0	1.0	7.0		
2	HART, John	3	1*	3	3					4	10.0	1.0	11.0		
3	MAJOR, George	2*	EX	2	3					4	7.0	1.0	8.0		
4	DAY, Ricky	0	2*	0	2					4	4.0	1.0	5.0		
5	HERNE, Phil	3	3	3	1					4	10.0	0.0	10.0		
6	GRAHAME, Alan	2	2	1*						3	5.0	1.0	6.0		
7	ASKEW, Carl	1*	3	EX						3	4.0	1.0	5.0		

Ht.	1st:	2nd	3rd	Unplaced	Time	H	A	H	A	Other:
1	HART, J	HITCH, C	BROWNING, A	WIGLEY, P	64.4	2.0	4.0	2.0	4.0	
2	GIBBONS, J	GRAHAME, AI	ASKEW, C	F/Rem COOPER, B	64.8	3.0	3.0	5.0	7.0	
3	HERNE, P	FOOTE, B	HITCH, C	DAY, Ri.	66.4	3.0	3.0	8.0	10.0	
4	ASKEW, C	MAJOR, G	YOUNG, B	GIBBONS, J	66.4	1.0	5.0	9.0	15.0	
5	FOOTE, B	BROWNING, A	HART, J	HITCH, C	64.6	3.0	3.0	12.0	18.0	
6	FOOTE, B	GRAHAME, AI	MAJOR, G	EX WIGLEY, P	65.8	3.0	2.0	15.0	20.0	
7	HERNE, P	DAY, Ri.	YOUNG, B	GIBBONS, J	66.2	1.0	5.0	16.0	25.0	
8	HART, J	MOORE, P	COOPER, B	F/Rem ASKEW, C	65.6	3.0	3.0	19.0	28.0	
9	HITCH, C	MAJOR, G	GRAHAME, AI	FOOTE, B	66.0	3.0	3.0	22.0	31.0	
10	HERNE, P	FOOTE, B	HITCH, C	DAY, Ri.	66.0	3.0	3.0	25.0	34.0	
11	HART, J	BROWNING, A	COOPER, B	YOUNG, B	65.8	1.0	5.0	26.0	39.0	
12	MAJOR, G	WIGLEY, P	HERNE, P	HITCH, C	66.0	2.0	4.0	28.0	43.0	
13	WIGLEY, P	DAY, Ri.	BROWNING, A	FOOTE, B	65.4	3.0	3.0	31.0	46.0	

VENUE RADIPOL LANE COMPETITION LEAGUE

WEYMOUTH 50.0 27.0 RYE HOUSE DATE: 29/06/1974

RESULT: HOME WIN AGREGATE SCORE

In a splendid strike of revenge for a thrashing at Hoddesdon two weeks ago, Weymouth romped home against the weakened Rye House which lacked both drive and inspiration.
 The Wizards' skipper Bob Hughes picked up an easy maximum and Kelvin Mullarkey managed a paid maximum in fine style.
 For the Rockets it was a two-man show with bustling Clive Hitch and determined Brian Foote scoring all but nine of their team's total. But the scoreline belies the excitement of the meeting which for my money probably gave us the best night's speedway at the Wessex Stadium this season.

Speedway Star

HOME TEAM

No.	RIDER	1:	2:	3:	4:	5:	6:	7:	8:	R	PTS	BP	T PTS	FM	PM
1	HUGHES, Bob	3	3	3	3					4	12.0	0.0	12.0	✓	
2	PADDINGTON, Brian	1	2*	1	1					4	5.0	1.0	6.0		
3	MULLARKEY, Kelvin	2*	3	3	3					4	11.0	1.0	12.0		✓
4	SWINDELLS, Geoff	2	1*	3	2*					4	8.0	2.0	10.0		
5	COUZENS, Nigel	R	2	0	1					4	3.0	0.0	3.0		
6	FACEY, Glyn	2*	3	0						3	5.0	1.0	6.0		
7	LOMAS, Steve	3	3	0						3	6.0	0.0	6.0		

AWAY TEAM

No.	RIDER	1:	2:	3:	4:	5:	6:	7:	8:	R	PTS	BP	T PTS	FM	PM
1	WIGLEY, Pete	2	0	2	1*	0				5	5.0	1.0	6.0		
2	CLARKE, Steve	R/R								0	0.0	0.0	0.0		
3	YOUNG, Bob	0	0	0						3	0.0	0.0	0.0		
4	HITCH, Clive	EX	3	2	2	0	2			6	9.0	0.0	9.0		
5	FOOTE, Brian	EX	3	1*	2	2	1			6	9.0	1.0	10.0		
6	GIBBONS, John	1	1							2	2.0	0.0	2.0		
7	COOPER, Bob	0	1	1*						3	2.0	1.0	3.0		
8	MOORE, Peter	0								1	0.0	0.0	0.0		

Ht.	1st:	2nd	3rd	Unplaced	Time	H	A	H	A	Other:
1	HUGHES, B	WIGLEY, P	PADDINGTON, B	HITCH, C	F/Ex	76.5	4.0	2.0	4.0	2.0
2	LOMAS, S	FACEY, G	GIBBONS, J	COOPER, B		75.4	5.0	1.0	9.0	3.0
3	HITCH, C	SWINDELLS, G	FOOTE, B	F/Ex COUZENS, N	Ret	74.7	2.0	3.0	11.0	6.0
4	FACEY, G	MULLARKEY, K	COOPER, B	YOUNG, B		74.9	5.0	1.0	16.0	7.0
5	FOOTE, B	COUZENS, N	SWINDELLS, G	WIGLEY, P		74.8	3.0	3.0	19.0	10.0
6	HUGHES, B	PADDINGTON, B	GIBBONS, J	YOUNG, B		74.9	5.0	1.0	24.0	11.0
7	MULLARKEY, K	HITCH, C	FOOTE, B	FACEY, G		74.0	3.0	3.0	27.0	14.0
8	LOMAS, S	HITCH, C	PADDINGTON, B	MOORE, P		74.3	4.0	2.0	31.0	16.0
9	SWINDELLS, G	WIGLEY, P	COOPER, B	COUZENS, N		73.9	3.0	3.0	34.0	19.0
10	HUGHES, B	FOOTE, B	PADDINGTON, B	HITCH, C		74.4	4.0	2.0	38.0	21.0
11	MULLARKEY, K	FOOTE, B	WIGLEY, P	LOMAS, S		72.8	3.0	3.0	41.0	24.0
12	HUGHES, B	SWINDELLS, G	FOOTE, B	YOUNG, B		73.2	5.0	1.0	46.0	25.0
13	MULLARKEY, K	HITCH, C	COUZENS, N	WIGLEY, P		73.7	4.0	2.0	50.0	27.0

VENUE THORNTON ROAD **COMPETITION** LEAGUE

ELLESMERE PORT **0.0** **0.0** **RYE HOUSE** **DATE:** 02/07/1974

RESULT: RAINED OFF **AGREGATE SCORE**

Heavy rains shortly before their British League match with Rye Hosue Rockets caused the Gunners meeting to be washed out at Thornton Road Stadium last Tuesday.

There was some hope of a meeting when the rain eased about the usual time of start but the local prediction of five hours of solid rain did little to help riders and track officials having a change of mind. Although it is not a firm date. Ellesmere Port say October 1 is likely to be the Tuesday utilised for the re-match.

Hard lines on the Rye House fans who made the long trip from the South and having been fixed up with accommodation, were looking forward to the match with the Gunners.

Frank Maclean Speedway Star

HOME TEAM

AWAY TEAM

VENUE	RYE HOUSE STADIUM	COMPETITION	LEAGUE
-------	-------------------	-------------	--------

RYE HOUSE	42.0	35.0	SUNDERLAND	DATE:	07/07/1974
-----------	------	------	------------	-------	------------

RESULT:	HOME WIN	AGREGATE SCORE
---------	----------	----------------

Rye House didn't have it all their own way in their British League match with Sunderland. Clive Hitch, with 14 points was their top scorer, dropping his only point to Brian Havelock in Heat 3 after a do-or die effort to pass George Barclay. The widened straights improved racing and a typical example was the scrap between Barclay and Brain Foote in Heat 10, Heat 12 proved to be the vital race. With Rockets leading by three points they looked to be on the wrong end of a 5-1 until Hitch and Foote burst from the back on the third lap to put the home side into an uncatchable lead. John Louis established a new track record of 62.4 seconds on his way to a 2-0 victory over Ole Olsen in their International Superstars match races.

Ray Harris Speedway Star

HOME TEAM

No.	RIDER	1:	2:	3:	4:	5:	6:	7:	8:	R	PTS	BP	T PTS	FM	PM
1	FOOTE, Brian	2*	3	3	1	2*				5	11.0	2.0	13.0		
2	CLARKE, Steve	R/R								0	0.0	0.0	0.0		
3	WIGLEY, Pete	2	3	F	T	1*				5	6.0	1.0	7.0		
4	HITCH, Clive	3	2	3	3	3				5	14.0	0.0	14.0		
5	OTT, Les	0	1	0						3	1.0	0.0	1.0		
6	GIBBONS, John	1	1*	1	3	2				5	8.0	1.0	9.0		
7	COOPER, Bob	0	F	1						3	1.0	0.0	1.0		
8	YOUNG, Bob	1								1	1.0	0.0	1.0		

AWAY TEAM

No.	RIDER	1:	2:	3:	4:	5:	6:	7:	8:	R	PTS	BP	T PTS	FM	PM
1	WELLS, Jim	0	2	2*	3					4	7.0	1.0	8.0		
2	MELDRUM, Alan	1	0	EX						3	1.0	0.0	1.0		
3	DENT, Russ	3	2	2	3	1				5	11.0	0.0	11.0		
4	BARCLAY, George	1	2	2	0					4	5.0	0.0	5.0		
5	HAVELOCK, Brian	3	0	0	F					4	3.0	0.0	3.0		
6	SWALES, Tim	3	0	1*						3	4.0	1.0	5.0		
7	JOHNSTON, Brian	2*	0	2						3	4.0	1.0	5.0		

Ht.	1st:	2nd	3rd	Unplaced	Time	H	A	H	A	Other:
1	HITCH, C	FOOTE, B	MELDRUM, A	WELLS, J	64.8	5.0	1.0	5.0	1.0	
2	SWALES, Ti	JOHNSTON, B	GIBBONS, J	COOPER, B	65.6	1.0	5.0	6.0	6.0	
3	HAVELOCK, B	HITCH, C	BARCLAY, G	OTT, L	65.6	2.0	4.0	8.0	10.0	
4	DENT, R	WIGLEY, P	GIBBONS, J	JOHNSTON, B	65.2	3.0	3.0	11.0	13.0	
5	HITCH, C	WELLS, J	OTT, L	MELDRUM, A	65.6	4.0	2.0	15.0	15.0	
6	FOOTE, B	DENT, R	YOUNG, B	SWALES, Ti	66.0	4.0	2.0	19.0	17.0	
7	WIGLEY, P	BARCLAY, G	GIBBONS, J	HAVELOCK, B	65.4	4.0	2.0	23.0	19.0	
8	FOOTE, B	JOHNSTON, B	COOPER, B	F MELDRUM, A	66.0	3.0	2.0	26.0	21.0	
9	HITCH, C	DENT, R	SWALES, Ti	OTT, L	64.6	3.0	3.0	29.0	24.0	
10	GIBBONS, J	BARCLAY, G	FOOTE, B	HAVELOCK, B	65.0	4.0	2.0	33.0	26.0	WIGLEY, P T
11	DENT, R	WELLS, J	COOPER, B	WIGLEY, P	66.0	1.0	5.0	34.0	31.0	
12	HITCH, C	FOOTE, B	DENT, R	HAVELOCK, B	66.2	5.0	1.0	39.0	32.0	
13	WELLS, J	GIBBONS, J	WIGLEY, P	BARCLAY, G	66.2	3.0	3.0	42.0	35.0	

VENUE	RYE HOUSE STADIUM	COMPETITION	LEAGUE
--------------	-------------------	--------------------	--------

RYE HOUSE	47.0	30.0	SCUNTHORPE	DATE:	14/07/1974
------------------	------	------	-------------------	--------------	------------

RESULT:	HOME WIN	AGREGATE SCORE
----------------	----------	-----------------------

Rye House had few problems in beating Scunthorpe in this Division II match. Only Ken Mckinlay and Dingle Brown, who scored 21 points between them, offering stiff opposition.

It was Mckinlay and Brown who scored their side's only 5-1 in Heat 11 and both had earlier figured in 4-2's with Chris Doyle. It was good to see Trevor Barnwell back in Rockets' colours at number eight. With the widened track now more suited to his style, Trevor is happy to have another go at mastering the Hertfordshire circuit.

Brian Foote won the Gerry Hussey Memorial Trophy in the second half - his third success in this event. He recieved a silver-plated rosebowl for keeps from Mrs Elsie Hussey, mother of the late Gerry Hussey.

Ray Harris Speedway Star

HOME TEAM

No.	RIDER	1:	2:	3:	4:	5:	6:	7:	8:	R	PTS	BP	T PTS	FM	PM
1	FOOTE, Brian	3	3	3	3					4	12.0	0.0	12.0	<input checked="" type="checkbox"/>	<input type="checkbox"/>
2	CLARKE, Steve	R/R								0	0.0	0.0	0.0	<input type="checkbox"/>	<input type="checkbox"/>
3	WIGLEY, Pete	0	1*	1	1*					4	3.0	2.0	5.0	<input type="checkbox"/>	<input type="checkbox"/>
4	HITCH, Clive	3	3	3	2*					4	11.0	1.0	12.0	<input type="checkbox"/>	<input checked="" type="checkbox"/>
5	YOUNG, Bob	2*	1	2*	2					4	7.0	2.0	9.0	<input type="checkbox"/>	<input type="checkbox"/>
6	GIBBONS, John	2*	2	2						3	6.0	1.0	7.0	<input type="checkbox"/>	<input type="checkbox"/>
7	COOPER, Bob	3	0	0						3	3.0	0.0	3.0	<input type="checkbox"/>	<input type="checkbox"/>
8	BARNWELL, Trevor	2*	1	2	EX					4	5.0	1.0	6.0	<input type="checkbox"/>	<input type="checkbox"/>

AWAY TEAM

No.	RIDER	1:	2:	3:	4:	5:	6:	7:	8:	R	PTS	BP	T PTS	FM	PM
1	McKINLAY, Ken	1	2	3	3	3				5	12.0	0.0	12.0	<input type="checkbox"/>	<input type="checkbox"/>
2	UNDERWOOD, Doug	0	0							2	0.0	0.0	0.0	<input type="checkbox"/>	<input type="checkbox"/>
3	BROWN, Dingle	3	2	1	2*	1				5	9.0	1.0	10.0	<input type="checkbox"/>	<input type="checkbox"/>
4	SIMS, Andy	0	3	0	F	0				5	3.0	0.0	3.0	<input type="checkbox"/>	<input type="checkbox"/>
5	BYWATER, Jack	1	T	2	0					4	3.0	0.0	3.0	<input type="checkbox"/>	<input type="checkbox"/>
6	HINES, Andy	R	0	0						3	0.0	0.0	0.0	<input type="checkbox"/>	<input type="checkbox"/>
7	DOYLE, Chris	1	1	1						3	3.0	0.0	3.0	<input type="checkbox"/>	<input type="checkbox"/>

Ht.	1st:	2nd	3rd	Unplaced	Time	H	A	H	A	Other:
1	FOOTE, B	BARNWELL, T	McKINLAY, K	UNDERWOOD, D	65.6	5.0	1.0	5.0	1.0	
2	COOPER, B	GIBBONS, J	DOYLE, C	HINES, A EF	66.2	5.0	1.0	10.0	2.0	
3	HITCH, C	YOUNG, B	BYWATER, J	SIMS, Andy	64.6	5.0	1.0	15.0	3.0	
4	BROWN, D	GIBBONS, J	DOYLE, C	WIGLEY, P F/Rem	65.6	2.0	4.0	17.0	7.0	
5	HITCH, C	McKINLAY, K	YOUNG, B	UNDERWOOD, D	64.6	4.0	2.0	21.0	9.0	
6	FOOTE, B	BROWN, D	BARNWELL, T	HINES, A	65.0	4.0	2.0	25.0	11.0	
7	SIMS, Andy	GIBBONS, J	WIGLEY, P	HINES, A	66.2	3.0	3.0	28.0	14.0	BYWATER, J T
8	McKINLAY, K	BARNWELL, T	DOYLE, C	COOPER, B	65.0	2.0	4.0	30.0	18.0	
9	HITCH, C	YOUNG, B	BROWN, D	SIMS, Andy	64.6	5.0	1.0	35.0	19.0	
10	FOOTE, B	BYWATER, J	SIMS, Andy F	BARNWELL, T F/Exc	65.2	3.0	2.0	38.0	21.0	
11	McKINLAY, K	BROWN, D	WIGLEY, P	COOPER, B	66.2	1.0	5.0	39.0	26.0	
12	FOOTE, B	HITCH, C	BROWN, D	BYWATER, J	64.4	5.0	1.0	44.0	27.0	
13	McKINLAY, K	YOUNG, B	WIGLEY, P	SIMS, Andy	64.8	3.0	3.0	47.0	30.0	

VENUE QUILBELL PARK **COMPETITION** LEAGUE

SCUNTHORPE 0.0 0.0 **RYE HOUSE** **DATE:** 15/07/1974

RESULT: RAINED OFF **AGREGATE SCORE**

Scunthorpe were looking to turn the tables on a Rye House side who mastered them 47-30 the previous day. But heavy overnight rain and more in the morning put paid to the match - just as it did when the teams first should have met at Quibell Park on June 17. Third Time lucky?

Stuart Barnes Speedway Star

HOME TEAM

AWAY TEAM

VENUE RYE HOUSE STADIUM COMPETITION LEAGUE

RYE HOUSE 50.0 28.0 BERWICK DATE: 21/07/1974

RESULT: HOME WIN AGREGATE SCORE

Rye House had no problems in winning this British League match against a Berwick side who relied heavily on Graham Jones and Willie Templeton.
Clive Hitch was unlucky when his machine seized while leading Heat 3 but this was only a temporary setback for the Rockets. Colin Farquharson looked a likely winner in Heat 6 but Brain Fotte and Pete Wigley stormed through to give the home side their third 5-1.

Ray Harris Speedway Star

HOME TEAM

No.	RIDER	1:	2:	3:	4:	5:	6:	7:	8:	R	PTS	BP	T PTS	FM	PM
1	FOOTE, Brian	3	3	3	3					4	12.0	0.0	12.0	<input checked="" type="checkbox"/>	<input type="checkbox"/>
2	WIGLEY, Pete	1	2*	2	1					4	6.0	1.0	7.0	<input type="checkbox"/>	<input type="checkbox"/>
3	BARNWELL, Trevor	2*	1*	3	F					4	6.0	2.0	8.0	<input type="checkbox"/>	<input type="checkbox"/>
4	HITCH, Clive	R	1*	3	2*					4	6.0	2.0	8.0	<input type="checkbox"/>	<input type="checkbox"/>
5	YOUNG, Bob	3	2	2*	1					4	8.0	1.0	9.0	<input type="checkbox"/>	<input type="checkbox"/>
6	GIBBONS, John	3	3	2						3	8.0	0.0	8.0	<input type="checkbox"/>	<input type="checkbox"/>
7	COOPER, Bob	2*	1*	1						3	4.0	2.0	6.0	<input type="checkbox"/>	<input type="checkbox"/>

AWAY TEAM

No.	RIDER	1:	2:	3:	4:	5:	6:	7:	8:	R	PTS	BP	T PTS	FM	PM
1	JONES, Graham (I)	2	3	3	2	3				5	13.0	0.0	13.0	<input type="checkbox"/>	<input type="checkbox"/>
2	DIXON, Robin	0	0	0						3	0.0	0.0	0.0	<input type="checkbox"/>	<input type="checkbox"/>
3	FARQUHARSON, Colin	1	1	0	0					4	2.0	0.0	2.0	<input type="checkbox"/>	<input type="checkbox"/>
4	MORTER, Denny	1*	0	1	0	2*				5	4.0	2.0	6.0	<input type="checkbox"/>	<input type="checkbox"/>
5	TEMPLETON, Willie	2	3	2	1					4	8.0	0.0	8.0	<input type="checkbox"/>	<input type="checkbox"/>
6	WILSON, Ian	T	0	0						3	0.0	0.0	0.0	<input type="checkbox"/>	<input type="checkbox"/>
7	TROWNSON, Dave	1	0							2	1.0	0.0	1.0	<input type="checkbox"/>	<input type="checkbox"/>

Ht.	1st:	2nd	3rd	Unplaced	Time	H	A	H	A	Other:
1	FOOTE, B	JONES, G	WIGLEY, P	DIXON, Ro.	65.6	4.0	2.0	4.0	2.0	
2	GIBBONS, J	COOPER, B	TROWNSON, D	WILSON, I T	65.4	5.0	1.0	9.0	3.0	
3	YOUNG, B	TEMPLETON, W	MORTER, D	HITCH, C EF	65.8	3.0	3.0	12.0	6.0	
4	GIBBONS, J	BARNWELL, T	FARQUHARSON, C	TROWNSON, D	64.6	5.0	1.0	17.0	7.0	
5	JONES, G	YOUNG, B	HITCH, C	DIXON, Ro.	65.4	3.0	3.0	20.0	10.0	
6	FOOTE, B	WIGLEY, P	FARQUHARSON, C	WILSON, I	65.8	5.0	1.0	25.0	11.0	
7	TEMPLETON, W	GIBBONS, J	BARNWELL, T	MORTER, D	65.2	3.0	3.0	28.0	14.0	
8	JONES, G	WIGLEY, P	COOPER, B	DIXON, Ro.	65.2	3.0	3.0	31.0	17.0	
9	HITCH, C	YOUNG, B	MORTER, D	FARQUHARSON, C	64.4	5.0	1.0	36.0	18.0	
10	FOOTE, B	TEMPLETON, W	WIGLEY, P	MORTER, D	66.0	4.0	2.0	40.0	20.0	
11	BARNWELL, T	JONES, G	COOPER, B	WILSON, I	65.6	4.0	2.0	44.0	22.0	
12	FOOTE, B	HITCH, C	TEMPLETON, W	FARQUHARSON, C	65.2	5.0	1.0	49.0	23.0	
13	JONES, G	MORTER, D	YOUNG, B	BARNWELL, T F	66.4	1.0	5.0	50.0	28.0	

VENUE	RYE HOUSE STADIUM	COMPETITION	LEAGUE
--------------	-------------------	--------------------	--------

RYE HOUSE	40.0	38.0	BOSTON	DATE:	29/07/1974
------------------	------	------	---------------	--------------	------------

RESULT:	HOME WIN	AGREGATE SCORE
----------------	----------	-----------------------

This British League match was the best seen at Rye House raceway this season. The local Rockets beating the League leaders, Boston 40-38.

After 11 heats the scores were level 33-33 and a 5-1 from Brina Foote and Clive Hitch in the following heat put Rye House in a convincing position. In the final heat the two Boston riders led and were about to force a draw when on the last bend Trevor Barnwell split them and Rye House had won by the odd two points.

An outstanding performance by Carl Glover with a 15-point maximum and credit must also go to Rye's reserve, John Gibbons, with nine points from his four starts.

Ray Harris Speedway Star

HOME TEAM

No.	RIDER	1:	2:	3:	4:	5:	6:	7:	8:	R	PTS	BP	T PTS	FM	PM
1	FOOTE, Brian	1*	3	1	1*	3				5	9.0	2.0	11.0	<input type="checkbox"/>	<input type="checkbox"/>
2	CLARKE, Steve	R/R								0	0.0	0.0	0.0	<input type="checkbox"/>	<input type="checkbox"/>
3	BARNWELL, Trevor	2*	1	0	0	2				5	5.0	1.0	6.0	<input type="checkbox"/>	<input type="checkbox"/>
4	HITCH, Clive	2	2	1*	1*	2*				5	8.0	3.0	11.0	<input type="checkbox"/>	<input type="checkbox"/>
5	YOUNG, Bob	1*	2	2	2	0				5	7.0	1.0	8.0	<input type="checkbox"/>	<input type="checkbox"/>
6	GIBBONS, John	3	3	1	2					4	9.0	0.0	9.0	<input type="checkbox"/>	<input type="checkbox"/>
7	WIGLEY, Pete	2*	F							2	2.0	1.0	3.0	<input type="checkbox"/>	<input type="checkbox"/>

AWAY TEAM

No.	RIDER	1:	2:	3:	4:	5:	6:	7:	8:	R	PTS	BP	T PTS	FM	PM
1	GLOVER, Carl	3	3	3	3	3				5	15.0	0.0	15.0	<input checked="" type="checkbox"/>	<input type="checkbox"/>
2	HOLLINGWORTH, Rob	0	0	1						3	1.0	0.0	1.0	<input type="checkbox"/>	<input type="checkbox"/>
3	OSBORNE, Russell	1	2	3	EX					4	6.0	0.0	6.0	<input type="checkbox"/>	<input type="checkbox"/>
4	GAGEN, David	3	0	3	0	1				5	7.0	0.0	7.0	<input type="checkbox"/>	<input type="checkbox"/>
5	RYMAN, Jim	R	2*	2*	3	1				5	8.0	2.0	10.0	<input type="checkbox"/>	<input type="checkbox"/>
6	PIDDOCK, Dave	1	0							2	1.0	0.0	1.0	<input type="checkbox"/>	<input type="checkbox"/>
7	GLOVER, Les	0	0							2	0.0	0.0	0.0	<input type="checkbox"/>	<input type="checkbox"/>

Ht.	1st:	2nd	3rd	Unplaced	Time	H	A	H	A	Other:
1	GLOVER, C	HITCH, C	FOOTE, B	HOLLINGWORTH, R	64.0	3.0	3.0	3.0	3.0	
2	GIBBONS, J	WIGLEY, P	PIDDOCK, D	GLOVER, L	66.2	5.0	1.0	8.0	4.0	
3	GAGEN, D	HITCH, C	YOUNG, B	RYMAN, J	66.2	3.0	3.0	11.0	7.0	EF
4	GIBBONS, J	BARNWELL, T	OSBORNE, R	GLOVER, L	66.0	5.0	1.0	16.0	8.0	
5	GLOVER, C	YOUNG, B	HITCH, C	HOLLINGWORTH, R	64.2	3.0	3.0	19.0	11.0	
6	FOOTE, B	OSBORNE, R	BARNWELL, T	GAGEN, D	66.0	4.0	2.0	23.0	13.0	
7	GAGEN, D	RYMAN, J	GIBBONS, J	BARNWELL, T	65.2	1.0	5.0	24.0	18.0	
8	GLOVER, C	RYMAN, J	FOOTE, B	WIGLEY, P	64.0	1.0	5.0	25.0	23.0	
9	OSBORNE, R	YOUNG, B	HITCH, C	PIDDOCK, D	65.0	3.0	3.0	28.0	26.0	
10	RYMAN, J	YOUNG, B	FOOTE, B	GAGEN, D	65.4	3.0	3.0	31.0	29.0	
11	GLOVER, C	GIBBONS, J	HOLLINGWORTH, R	BARNWELL, T	64.4	2.0	4.0	33.0	33.0	
12	FOOTE, B	HITCH, C	RYMAN, J	OSBORNE, R	66.0	5.0	1.0	38.0	34.0	F/Exc
13	GLOVER, C	BARNWELL, T	GAGEN, D	YOUNG, B	65.2	2.0	4.0	40.0	38.0	

VENUE	RYE HOUSE STADIUM	COMPETITION	LEAGUE
--------------	-------------------	--------------------	--------

RYE HOUSE	42.0	36.0	BARROW	DATE:	04/08/1974
------------------	------	------	---------------	--------------	------------

RESULT:	HOME WIN	AGREGATE SCORE
----------------	----------	-----------------------

Barrow looked set for a 4-2 in the final race at Rye House on this rain drenched Sunday. Locla Rockets were lucky to win after the Owen brothers, Tom and Joe, were leading John Gibbons and Bob Young respectively, when Tom fell bringing down Gibbons and a re-run was needed.

In the rerun Tom was a non-starter having been excluded and Joe lost compression and just managed to scrape home for the odd point. Clive Hitch fell heavily in Heat 5 but after being catapulted over the handlebars landed on his feet and though uninjured he was well shaken. The turning point came in Heat 10 when Barrow who were leading 28-26 with Joe and Chris Roynon out in front when Owen fell with Roynon clipping the fence and a 5-1 to Rye House put them in front by two points - the first time Barrow had trailed since Heat 4.

Ray Harris Speedway Star

HOME TEAM

No.	RIDER	1:	2:	3:	4:	5:	6:	7:	8:	R	PTS	BP	T PTS	FM	PM
1	FOOTE, Brian	2	R	3	3					4	8.0	0.0	8.0		
2	WIGLEY, Pete	1*	3	3	2*					4	9.0	2.0	11.0		
3	BARNWELL, Trevor	1*	2	R						3	3.0	1.0	4.0		
4	HITCH, Clive	2	F	1*	R					4	3.0	1.0	4.0		
5	YOUNG, Bob	1*	1	2	2*					4	6.0	2.0	8.0		
6	GIBBONS, John	3	2	1*	3	3				5	12.0	1.0	13.0		
7	COOPER, Bob	1	0							2	1.0	0.0	1.0		

AWAY TEAM

No.	RIDER	1:	2:	3:	4:	5:	6:	7:	8:	R	PTS	BP	T PTS	FM	PM
1	OWEN, Tom	3	3	2	EX					4	8.0	0.0	8.0		
2	KELLY, Terry	EX	2*	2	1*					4	5.0	2.0	7.0		
3	SHELDRIK, Sid	3	2	3	2					4	10.0	0.0	10.0		
4	OWEN, Joe	3	3	F	1					4	7.0	0.0	7.0		
5	ROYNON, Chris	R	0	1	1*					4	2.0	1.0	3.0		
6	TATTERSALL, Graham	0	2	1*	1*	F				5	4.0	2.0	6.0		
7	SHELDRIK, Mick	EX	0							2	0.0	0.0	0.0		

Ht.	1st:	2nd	3rd	Unplaced	Time	H	A	H	A	Other:
1	OWEN, To	FOOTE, B	WIGLEY, P	TATTERSALL, G	66.6	3.0	3.0	3.0	3.0	KELLY, T exc
2	GIBBONS, J	TATTERSALL, G	COOPER, B	SHELDRIK, M	66.4	4.0	2.0	7.0	5.0	
3	OWEN, J	HITCH, C	YOUNG, B	ROYNON, C	66.8	3.0	3.0	10.0	8.0	
4	SHELDRIK, S	GIBBONS, J	BARNWELL, T	SHELDRIK, M	66.8	3.0	3.0	13.0	11.0	
5	OWEN, To	KELLY, T	YOUNG, B	HITCH, C	67.2	1.0	5.0	14.0	16.0	
6	WIGLEY, P	SHELDRIK, S	TATTERSALL, G	FOOTE, B	67.2	3.0	3.0	17.0	19.0	
7	OWEN, J	BARNWELL, T	GIBBONS, J	ROYNON, C	66.2	3.0	3.0	20.0	22.0	
8	WIGLEY, P	KELLY, T	TATTERSALL, G	COOPER, B	67.2	3.0	3.0	23.0	25.0	
9	SHELDRIK, S	YOUNG, B	HITCH, C	TATTERSALL, G	65.8	3.0	3.0	26.0	28.0	
10	FOOTE, B	WIGLEY, P	ROYNON, C	OWEN, J	68.0	5.0	1.0	31.0	29.0	
11	GIBBONS, J	OWEN, To	KELLY, T	BARNWELL, T	67.4	3.0	3.0	34.0	32.0	
12	FOOTE, B	SHELDRIK, S	ROYNON, C	HITCH, C	67.6	3.0	3.0	37.0	35.0	
13	GIBBONS, J	YOUNG, B	OWEN, J	OWEN, To	71.0	5.0	1.0	42.0	36.0	

DATE: 08/08/1974 DIV: 2

4 TEAM TOURNAMENT CHALLENGE RADIPOL LANE

There was much to excite the holiday crowd in this, the first, four team tournament at the Wessex Stadium this season. On a track which seemed to suit their particular dashing style of riding, Eastbourne romped home easy winners by a clear 9 points with Pete Jarman dropping only one. The Weymouth 'A' team felt the impact of two engine failures for Brian Paddington which resulted in a tie with the 'B' side while Rye House trailed unhappily behind curiously out of touch. Hew Toumy - Speedway Star

WEYMOUTH		23.0									R	PTS	BP	FU	
NR	RIDER	OTHER	1	2	3	4	5	6	7	8					
1	MULLARKEY, Kelvin		1	2	3	2						4	8.0	0.0	<input type="checkbox"/>
2	COUZENS, Nigel		2	2	3	2						4	9.0	0.0	<input type="checkbox"/>
3	PADDINGTON, Brian		1	EF	1	EF						4	2.0	0.0	<input type="checkbox"/>
4	ROBINS, Chris		1	2	1							3	4.0	0.0	<input type="checkbox"/>
5	HARVEY, Dave		0									1	0.0	0.0	<input type="checkbox"/>

WEYMOUTH 'B'		23.0									R	PTS	BP	FU	
NR	RIDER	OTHER	1	2	3	4	5	6	7	8					
1	LOMAS, Steve		1	F	3	2						4	6.0	0.0	<input type="checkbox"/>
2	SWINDELLS, Geoff		3	EF	2	1						4	6.0	0.0	<input type="checkbox"/>
3	FOOT, Russell		3	3	2	3						4	11.0	0.0	<input type="checkbox"/>
4	SAWYERS, Mark		0	0	0	0						4	0.0	0.0	<input type="checkbox"/>
5	PULLEN, Ashley	D.N.R										0	0.0	0.0	<input type="checkbox"/>

RYE HOUSE		17.0									R	PTS	BP	FU	
NR	RIDER	OTHER	1	2	3	4	5	6	7	8					
1	FOOTE, Brian		0	1	0	1						4	2.0	0.0	<input type="checkbox"/>
2	YOUNG, Bob		2	1	0	2						4	5.0	0.0	<input type="checkbox"/>
3	BARNWELL, Trevor		2	2	0	1						4	5.0	0.0	<input type="checkbox"/>
4	GIBBONS, John		0	1	1	3						4	5.0	0.0	<input type="checkbox"/>
5	STRATTON, Roger	D.N.R										0	0.0	0.0	<input type="checkbox"/>

EASTBOURNE		32.0									R	PTS	BP	FU	
NR	RIDER	OTHER	1	2	3	4	5	6	7	8					
1	YEATES, Martin		3	3	2	EX						4	8.0	0.0	<input type="checkbox"/>
2	MIDDLEDITCH, Neil		3	F	2	3						4	8.0	0.0	<input type="checkbox"/>
3	JARMAN, Pete		2	3	3	3						4	11.0	0.0	<input type="checkbox"/>
4	WEATHERLEY, Steve		0	3	1	1						4	5.0	0.0	<input type="checkbox"/>
5	VERNAM, Mike	D.N.R										0	0.0	0.0	<input type="checkbox"/>

HEAT	1st	2nd	3rd	Unpld	TIME	Other:	
1	SWINDELLS, G	BARNWELL, T	MULLARKEY, K	WEATHERLEY, S	74.0		
2	MIDDLEDITCH, N	COUZENS, N	LOMAS, S	FOOTE, B	72.3		
3	YEATES, M	YOUNG, B	PADDINGTON, B	SAWYERS, M	73.0		
4	FOOT, R	JARMAN, P	ROBINS, C	GIBBONS, J	74.8		
5	JARMAN, P	MULLARKEY, K	YOUNG, B	LOMAS, S	F	73.8	
6	YEATES, M	COUZENS, N	GIBBONS, J	SWINDELLS, G	EF	73.0	
7	FOOT, R	BARNWELL, T	PADDINGTON, B	EF	MIDDLEDITCH, N	F	72.9
8	WEATHERLEY, S	ROBINS, C	FOOTE, B	SAWYERS, M		73.9	
9	MULLARKEY, K	MIDDLEDITCH, N	GIBBONS, J	SAWYERS, M		73.5	
10	COUZENS, N	FOOT, R	WEATHERLEY, S	YOUNG, B		72.5	
11	JARMAN, P	SWINDELLS, G	PADDINGTON, B	FOOTE, B		73.9	
12	LOMAS, S	YEATES, M	ROBINS, C	BARNWELL, T		73.0	
13	JARMAN, P	COUZENS, N	BARNWELL, T	SAWYERS, M		73.0	
14	FOOT, R	MULLARKEY, K	FOOTE, B	YEATES, M	Exc	72.8	
15	GIBBONS, J	LOMAS, S	WEATHERLEY, S	PADDINGTON, B	EF	75.2	
16	MIDDLEDITCH, N	YOUNG, B	SWINDELLS, G	HARVEY, D		77.3	

DATE: 11/08/1974 DIV: 2

3 TEAM TOURNAMENT 2nd LEG RYE HOUSE STADIUM

Some very good racing was witnessed in the second-leg of this three team tournament between Rye House, Canterbury and Peterborough. Barney Kennett rode from the back in Heat 2 to pass Mike Lanham on the third lap for a fine win. In Heat 4 Clive Hitch and Bob Young were set for a 5-1 when Young suffered motor trouble on the run-in to the checkered flag and Derek Cook did some quick thinking, taking evasive action to save a nasty pile-up. John Gibbons led from the tapes in Heat 16 with Ted Hubbard close behind. Trevor Barnwell went under the Canterbury rider at the end of the first lap and just clipped his machine causing him to shut off. With the Peterborough leg to be ridden later in the season the aggregate scores to date are Canterbury 82, Rye House 80, Peterborough 54. Ray Harris Speedway Star

RYE HOUSE 44.0 80.0

NR	RIDER	OTHER	1	2	3	4	5	6	7	8	R	PTS	BP	TPTS	FM	PM
1	FOOTE, Brian		3	3	3	3					4	12.0	0.0	12.0	<input checked="" type="checkbox"/>	<input type="checkbox"/>
5	HITCH, Clive		3	3	3	3					4	12.0	0.0	12.0	<input type="checkbox"/>	<input type="checkbox"/>
4	GIBBONS, John		2	2	2	3					4	9.0	0.0	9.0	<input type="checkbox"/>	<input type="checkbox"/>
3	BARNWELL, Trevor		1*	0	1*	2*					4	4.0	3.0	7.0	<input type="checkbox"/>	<input type="checkbox"/>
2	WIGLEY, Pete		1	1	EF	2*					4	4.0	1.0	5.0	<input type="checkbox"/>	<input type="checkbox"/>
6	YOUNG, Bob		EF	0	2*	1					4	3.0	1.0	4.0	<input type="checkbox"/>	<input type="checkbox"/>
7	COOPER, Bob	D.N.R									0	0.0	0.0	0.0	<input type="checkbox"/>	<input type="checkbox"/>

CANTERBURY 39.0 82.0

NR	RIDER	OTHER	1	2	3	4	5	6	7	8	R	PTS	BP	TPTS	FM	PM
6	COOK, Derek		2	3	2	3					4	10.0	0.0	10.0	<input type="checkbox"/>	<input type="checkbox"/>
4	KENNETT, Barney		3	1*	3	3					4	10.0	1.0	11.0	<input type="checkbox"/>	<input type="checkbox"/>
1	HUBBARD, Ted		2	3	3	1					4	9.0	0.0	9.0	<input type="checkbox"/>	<input type="checkbox"/>
3	GOODERHAM, Dave		1	2	0	1					4	4.0	0.0	4.0	<input type="checkbox"/>	<input type="checkbox"/>
5	SQUIBB, Jimmy		1*	2*	1*						3	4.0	3.0	7.0	<input type="checkbox"/>	<input type="checkbox"/>
2	RUMSEY, Les		0	2*	0	0					4	2.0	1.0	3.0	<input type="checkbox"/>	<input type="checkbox"/>
7	MURRAY, Peter		0								1	0.0	0.0	0.0	<input type="checkbox"/>	<input type="checkbox"/>

PETERBOROUGH 25.0 54.0

NR	RIDER	OTHER	1	2	3	4	5	6	7	8	R	PTS	BP	TPTS	FM	PM
1	CLARK, Brian		3	2	2	2					4	9.0	0.0	9.0	<input type="checkbox"/>	<input type="checkbox"/>
3	LANHAM, Mike		2	3	2	2					4	9.0	0.0	9.0	<input type="checkbox"/>	<input type="checkbox"/>
5	CARTER, Roy		1	1	1	0					4	3.0	0.0	3.0	<input type="checkbox"/>	<input type="checkbox"/>
4	OSBORNE, Steve		0	1	1*	EF					4	2.0	1.0	3.0	<input type="checkbox"/>	<input type="checkbox"/>
2	DREWETT, Chris		0	0	1*	0					4	1.0	1.0	2.0	<input type="checkbox"/>	<input type="checkbox"/>
6	MILLS, P		0	0	0	1					4	1.0	0.0	1.0	<input type="checkbox"/>	<input type="checkbox"/>
7	CORNWELL, Phil	D.N.R									0	0.0	0.0	0.0	<input type="checkbox"/>	<input type="checkbox"/>

1	FOOTE, B	HUBBARD, T	WIGLEY, P	RUMSEY, L	65.6	
2	KENNETT, B	LANHAM, M	GOODERHAM, D	OSBORNE, S	67.0	
3	CLARK, B	GIBBONS, J	BARNWELL, T	DREWETT, C	66.4	
4	HITCH, C	COOK, D	SQUIBB, J	YOUNG, B	EF	65.8
5	HUBBARD, T	RUMSEY, L	CARTER, R	MILLS, P	65.4	
6	FOOTE, B	CLARK, B	WIGLEY, P	DREWETT, C	65.4	
7	HITCH, C	GOODERHAM, D	KENNETT, B	YOUNG, B	65.0	
8	COOK, D	SQUIBB, J	CARTER, R	MILLS, P	66.4	
9	LANHAM, M	GIBBONS, J	OSBORNE, S	BARNWELL, T	66.0	
10	FOOTE, B	COOK, D	SQUIBB, J	WIGLEY, P	EF	65.4
11	HUBBARD, T	CLARK, B	DREWETT, C	RUMSEY, L	65.8	
12	HITCH, C	YOUNG, B	CARTER, R	MILLS, P	65.8	
13	KENNETT, B	GIBBONS, J	BARNWELL, T	GOODERHAM, D	65.0	
14	COOK, D	LANHAM, M	OSBORNE, S	MURRAY, P	66.8	
15	FOOTE, B	WIGLEY, P	MILLS, P	CARTER, R	66.2	
16	GIBBONS, J	BARNWELL, T	HUBBARD, T	RUMSEY, L	65.2	
17	KENNETT, B	CLARK, B	GOODERHAM, D	DREWETT, C	66.4	
18	HITCH, C	LANHAM, M	YOUNG, B	OSBORNE, S	EF	66.9

VENUE COMPETITION

BIRMINGHAM RYE HOUSE

RESULT:

Despite the Brummies almost whitewashing the unfortunate Rye House, the meeting was packed full of incident and excitement. By the thirteenth heat, the Rockets were still fighting hard, and one could not have guessed the margin between the two teams, large as it was. For the Brummies, Keith Anderson scored a paid maximum from the reserve berth in fine style - his first so far. Ricky Day also achieved this, scoring his points the hard way from the back. In fact, no less than five Brummies were unbeaten by the opposition. Arthur Browning's chain snapping whilst he was leading in the first heat, and the unfortunate Carl Askew gaining no reward for his obvious effort. Otherwise there was no joy for the visitors. Reserve John Gibbons' four points were well merited by sheer endeavour alone, while Brian Foote also had his moments.

Stephen Jacobi Speedway Star

HOME TEAM

No.	RIDER	1:	2:	3:	4:	5:	6:	7:	8:	R	PTS	BP	T PTS	FM	PM
1	BROWNING, Arthur	R	2*	2*	2*					4	6.0	3.0	9.0	<input type="checkbox"/>	<input type="checkbox"/>
2	HART, John	3	3	3	3					4	12.0	0.0	12.0	<input checked="" type="checkbox"/>	<input type="checkbox"/>
3	MAJOR, George	2*	3	3	2*					4	10.0	2.0	12.0	<input type="checkbox"/>	<input checked="" type="checkbox"/>
4	DAY, Ricky	2*	2*	2*	3					4	9.0	3.0	12.0	<input type="checkbox"/>	<input checked="" type="checkbox"/>
5	HERNE, Phil	3	3	3	3					4	12.0	0.0	12.0	<input checked="" type="checkbox"/>	<input type="checkbox"/>
6	ANDERSON, Keith	3	3	2*						3	8.0	1.0	9.0	<input type="checkbox"/>	<input type="checkbox"/>
7	ASKEW, Carl	EX	0	F						3	0.0	0.0	0.0	<input type="checkbox"/>	<input type="checkbox"/>

AWAY TEAM

No.	RIDER	1:	2:	3:	4:	5:	6:	7:	8:	R	PTS	BP	T PTS	FM	PM
1	FOOTE, Brian	2	1	2	1*	0	1			6	7.0	1.0	8.0	<input type="checkbox"/>	<input type="checkbox"/>
2	CLARKE, Steve	R/R								0	0.0	0.0	0.0	<input type="checkbox"/>	<input type="checkbox"/>
3	BARNWELL, Trevor	1	1	0	1					4	3.0	0.0	3.0	<input type="checkbox"/>	<input type="checkbox"/>
4	HITCH, Clive	1*	1	1	1	0				5	4.0	1.0	5.0	<input type="checkbox"/>	<input type="checkbox"/>
5	YOUNG, Bob	0	0	0						3	0.0	0.0	0.0	<input type="checkbox"/>	<input type="checkbox"/>
6	GIBBONS, John	1*	0	1	2					4	4.0	1.0	5.0	<input type="checkbox"/>	<input type="checkbox"/>
7	WIGLEY, Pete	2	0	1*						3	3.0	1.0	4.0	<input type="checkbox"/>	<input type="checkbox"/>
8	COOPER, Bob	0								1	0.0	0.0	0.0	<input type="checkbox"/>	<input type="checkbox"/>

Ht.	1st:	2nd	3rd	Unplaced	Time	H	A	H	A	Other:
1	HART, J	FOOTE, B	HITCH, C	BROWNING, A	EF	65.4	3.0	3.0	3.0	3.0
2	ANDERSON, K	WIGLEY, P	GIBBONS, J	ASKEW, C	EX	66.9	3.0	3.0	6.0	6.0
3	HERNE, P	DAY, Ri.	HITCH, C	YOUNG, B		65.6	5.0	1.0	11.0	7.0
4	ANDERSON, K	MAJOR, G	BARNWELL, T	WIGLEY, P		67.2	5.0	1.0	16.0	8.0
5	HERNE, P	DAY, Ri.	FOOTE, B	COOPER, B		65.8	5.0	1.0	21.0	9.0
6	HART, J	BROWNING, A	BARNWELL, T	GIBBONS, J		65.6	5.0	1.0	26.0	10.0
7	MAJOR, G	ANDERSON, K	HITCH, C	YOUNG, B		66.2	5.0	1.0	31.0	11.0
8	HART, J	FOOTE, B	WIGLEY, P	ASKEW, C		64.4	3.0	3.0	34.0	14.0
9	HERNE, P	DAY, Ri.	GIBBONS, J	BARNWELL, T		65.4	5.0	1.0	39.0	15.0
10	HART, J	BROWNING, A	HITCH, C	YOUNG, B		65.8	5.0	1.0	44.0	16.0
11	MAJOR, G	GIBBONS, J	FOOTE, B	ASKEW, C	F	66.6	3.0	3.0	47.0	19.0
12	DAY, Ri.	BROWNING, A	BARNWELL, T	FOOTE, B		65.2	5.0	1.0	52.0	20.0
13	HERNE, P	MAJOR, G	FOOTE, B	HITCH, C		66.4	5.0	1.0	57.0	21.0

VENUE RYE HOUSE STADIUM COMPETITION LEAGUE

RYE HOUSE 47.0 31.0 STOKE DATE: 18/08/1974

RESULT: HOME WIN AGREGATE SCORE

Mike Broadbanks apart, Rye House held a commanding lead throughout this British League match, winning 47 points to 31. Broadbanks' only reverse came in the opening race when headed by Brian Foote who lost his maximum chances when seperated from partner John Gibbons by Steve Bastable in Heat 10. The master v the pupil Heat 5 clash saw Broadbanks stop a Clive Hitch paid maximum. Rye House only twice had a rider unplaced and Stoke can only point to Geoff Pusey's Heat 4 fall when leading as their one slice of bad luck.

Charles King Speedway Star

HOME TEAM

No.	RIDER	1:	2:	3:	4:	5:	6:	7:	8:	R	PTS	BP	T PTS	FM	PM
1	FOOTE, Brian	3	3	1	3					4	10.0	0.0	10.0		
2	GIBBONS, John	1	1	0	3					4	5.0	0.0	5.0		
3	BARNWELL, Trevor	3	2	2	2					4	9.0	0.0	9.0		
4	HITCH, Clive	3	2	3	2*					4	10.0	1.0	11.0		
5	YOUNG, Bob	2*	1*	1	1*					4	5.0	3.0	8.0		
6	WIGLEY, Pete	2*	1	0						3	3.0	1.0	4.0		
7	COOPER, Bob	3	1	1*						3	5.0	1.0	6.0		

AWAY TEAM

No.	RIDER	1:	2:	3:	4:	5:	6:	7:	8:	R	PTS	BP	T PTS	FM	PM
1	BROADBANK, Mike	2	3	2*	3	3				5	13.0	1.0	14.0		
2	HOLDEN, Steve	0	0	0						3	0.0	0.0	0.0		
3	PUSEY, Geoff	F	2	3	2	1				5	8.0	0.0	8.0		
4	BASTABLE, Steve	1	3	2	0					4	6.0	0.0	6.0		
5	BRIDGETT, Alan	0	1	0	0					4	1.0	0.0	1.0		
6	NEWTON, Mick	1	0	0						3	1.0	0.0	1.0		
7	CUSWORTH, Andy	0	2							2	2.0	0.0	2.0		

Ht.	1st:	2nd	3rd	Unplaced	Time	H	A	H	A	Other:
1	FOOTE, B	BROADBANK, M	GIBBONS, J	HOLDEN, S		4.0	2.0	4.0	2.0	
2	COOPER, B	WIGLEY, P	NEWTON, M	CUSWORTH, A		5.0	1.0	9.0	3.0	
3	HITCH, C	YOUNG, B	BASTABLE, S	BRIDGETT, A		5.0	1.0	14.0	4.0	
4	BARNWELL, T	CUSWORTH, A	WIGLEY, P	PUSEY, G	F	4.0	2.0	18.0	6.0	
5	BROADBANK, M	HITCH, C	YOUNG, B	HOLDEN, S		3.0	3.0	21.0	9.0	
6	FOOTE, B	PUSEY, G	GIBBONS, J	NEWTON, M		4.0	2.0	23.0	11.0	
7	BASTABLE, S	BARNWELL, T	BRIDGETT, A	WIGLEY, P		2.0	4.0	25.0	15.0	
8	PUSEY, G	BROADBANK, M	COOPER, B	GIBBONS, J		1.0	5.0	26.0	20.0	
9	HITCH, C	PUSEY, G	YOUNG, B	NEWTON, M		4.0	2.0	30.0	22.0	
10	GIBBONS, J	BASTABLE, S	FOOTE, B	BRIDGETT, A		4.0	2.0	34.0	24.0	
11	BROADBANK, M	BARNWELL, T	COOPER, B	HOLDEN, S		3.0	3.0	37.0	27.0	
12	FOOTE, B	HITCH, C	PUSEY, G	BRIDGETT, A		5.0	1.0	42.0	28.0	
13	BROADBANK, M	BARNWELL, T	YOUNG, B	BASTABLE, S		3.0	3.0	47.0	31.0	

VENUE	CLEVELAND PARK	COMPETITION	LEAGUE
--------------	----------------	--------------------	--------

TEESSIDE	44.0	34.0	RYE HOUSE	DATE:	22/08/1974
-----------------	------	------	------------------	--------------	------------

RESULT:	HOME WIN	AGREGATE SCORE
----------------	----------	-----------------------

On the face of it, this was a comfortable win by a Roger Wright-inspired Teesside but the scoreline does not reflect the entertainment served up by both teams. Rye House were no push-overs and they could have inflicted a shock defeat on the Tigers with a bit of luck. The Rockets started positively enough with a couple of 4-2 wins but Teesside hit back to gradually build-up a comfortable lead. It was a meeting which saw Roger Wright in his best form of the season with a fine maximum and Dave Durham reached double figures once again.

Stephen Brown Speedway Star

HOME TEAM

No.	RIDER	1:	2:	3:	4:	5:	6:	7:	8:	R	PTS	BP	T PTS	FM	PM
1	FORRESTER, Bruce	2	0	EX						3	2.0	0.0	2.0	<input type="checkbox"/>	<input type="checkbox"/>
2	HODGSON, Russ	0	2	1	2					4	5.0	0.0	5.0	<input type="checkbox"/>	<input type="checkbox"/>
3	DURHAM, Dave	3	3	3	1*					4	10.0	1.0	11.0	<input type="checkbox"/>	<input type="checkbox"/>
4	WRIGHT, Roger	3	3	3	3					4	12.0	0.0	12.0	<input checked="" type="checkbox"/>	<input type="checkbox"/>
5	READING, Pete	2*	0	2*	2					4	6.0	2.0	8.0	<input type="checkbox"/>	<input type="checkbox"/>
6	EMERSON, Alan	2	2*	2*	0					4	6.0	2.0	8.0	<input type="checkbox"/>	<input type="checkbox"/>
7	SALT, Merv	0	3	0						3	3.0	0.0	3.0	<input type="checkbox"/>	<input type="checkbox"/>

AWAY TEAM

No.	RIDER	1:	2:	3:	4:	5:	6:	7:	8:	R	PTS	BP	T PTS	FM	PM
1	FOOTE, Brian	3	2	2	1	2	3			6	13.0	0.0	13.0	<input type="checkbox"/>	<input type="checkbox"/>
2	CLARKE, Steve	R/R								0	0.0	0.0	0.0	<input type="checkbox"/>	<input type="checkbox"/>
3	BARNWELL, Trevor	1	1	3	1	2				5	8.0	0.0	8.0	<input type="checkbox"/>	<input type="checkbox"/>
4	HITCH, Clive	1	1*	1	3	F				5	6.0	1.0	7.0	<input type="checkbox"/>	<input type="checkbox"/>
5	YOUNG, Bob	0	0	1*						3	1.0	1.0	2.0	<input type="checkbox"/>	<input type="checkbox"/>
6	GIBBONS, John	3	1	0	0					4	4.0	0.0	4.0	<input type="checkbox"/>	<input type="checkbox"/>
7	WIGLEY, Pete	1	0							2	1.0	0.0	1.0	<input type="checkbox"/>	<input type="checkbox"/>
8	COOPER, Bob	1*								1	1.0	1.0	2.0	<input type="checkbox"/>	<input type="checkbox"/>

Ht.	1st:	2nd	3rd	Unplaced	Time	H	A	H	A	Other:
1	FOOTE, B	FORRESTER, B	BARNWELL, T	HODGSON, R	F/Rem	70.4	2.0	4.0	2.0	4.0
2	GIBBONS, J	EMERSON, A	WIGLEY, P	SALT, Merv		71.0	2.0	4.0	4.0	8.0
3	WRIGHT, R	READING, P	HITCH, C	YOUNG, B		71.2	5.0	1.0	9.0	9.0
4	DURHAM, D	EMERSON, A	BARNWELL, T	WIGLEY, P		70.6	5.0	1.0	14.0	10.0
5	WRIGHT, R	FOOTE, B	HITCH, C	READING, P		71.4	3.0	3.0	17.0	13.0
6	BARNWELL, T	HODGSON, R	GIBBONS, J	FORRESTER, B		72.2	2.0	4.0	19.0	17.0
7	DURHAM, D	EMERSON, A	HITCH, C	YOUNG, B		70.0	5.0	1.0	24.0	18.0
8	SALT, Merv	FOOTE, B	HODGSON, R	GIBBONS, J		70.6	4.0	2.0	28.0	20.0
9	WRIGHT, R	READING, P	BARNWELL, T	GIBBONS, J		72.0	5.0	1.0	33.0	21.0
10	HITCH, C	HODGSON, R	FOOTE, B	FORRESTER, B	F/Ex	72.6	2.0	4.0	35.0	25.0
11	DURHAM, D	FOOTE, B	COOPER, B	SALT, Merv		71.6	3.0	3.0	38.0	28.0
12	WRIGHT, R	BARNWELL, T	YOUNG, B	EMERSON, A		72.0	3.0	3.0	41.0	31.0
13	FOOTE, B	READING, P	DURHAM, D	HITCH, C	F	71.2	3.0	3.0	44.0	34.0

VENUE	KINGSMEAD STADIUM	COMPETITION	LEAGUE
-------	-------------------	-------------	--------

CANTERBURY	48.0	30.0	RYE HOUSE	DATE:	24/08/1974
------------	------	------	-----------	-------	------------

RESULT:	HOME WIN	AGREGATE SCORE
---------	----------	----------------

Canterbury had a much tougher fight for tonight's British League spoils than their final 18 points advantage suggests. While Brian Foote was the only race winner for Rye House, most of his colleagues were always challenging, none more so than Clive Hitch, and on several occasions results were not settled until the last half of the final lap. Ted Hubbard and Barney Kennett both lost paid maximum chances to Foote with Trevor Jones having to work hard for his unbeaten return. After three impressive wins it was the third lap of Heat 13 before he overhauled Hitch and another 250 yards before gaining advantage over Foote to join partner Hubbard up front.

John Pilgrim Speedway Star

HOME TEAM

No.	RIDER	1:	2:	3:	4:	5:	6:	7:	8:	R	PTS	BP	T PTS	FM	PM
1	GOODERHAM, Dave	0	3	2*	3					4	8.0	1.0	9.0	<input type="checkbox"/>	<input type="checkbox"/>
2	KENNETT, Barney	3	2*	2	3					4	10.0	1.0	11.0	<input type="checkbox"/>	<input type="checkbox"/>
3	HUBBARD, Ted	3	3	2	3					4	11.0	0.0	11.0	<input type="checkbox"/>	<input type="checkbox"/>
4	COOK, Derek	R	1	1						3	2.0	0.0	2.0	<input type="checkbox"/>	<input type="checkbox"/>
5	JONES, Trevor	3	3	3	2*					4	11.0	1.0	12.0	<input type="checkbox"/>	<input checked="" type="checkbox"/>
6	SQUIBB, Jimmy	1	0	0						3	1.0	0.0	1.0	<input type="checkbox"/>	<input type="checkbox"/>
7	RUMSEY, Les	3	0	1*	1*					4	5.0	2.0	7.0	<input type="checkbox"/>	<input type="checkbox"/>

AWAY TEAM

No.	RIDER	1:	2:	3:	4:	5:	6:	7:	8:	R	PTS	BP	T PTS	FM	PM
1	FOOTE, Brian	2	2	3	3	1				5	11.0	0.0	11.0	<input type="checkbox"/>	<input type="checkbox"/>
2	CLARKE, Steve	R/R								0	0.0	0.0	0.0	<input type="checkbox"/>	<input type="checkbox"/>
3	BARNWELL, Trevor	1*	2	0	2	2				5	7.0	1.0	8.0	<input type="checkbox"/>	<input type="checkbox"/>
4	HITCH, Clive	2	1*	2	1	0				5	6.0	1.0	7.0	<input type="checkbox"/>	<input type="checkbox"/>
5	GIBBONS, John	1*	1*	0						3	2.0	2.0	4.0	<input type="checkbox"/>	<input type="checkbox"/>
6	WIGLEY, Pete	0	0							2	0.0	0.0	0.0	<input type="checkbox"/>	<input type="checkbox"/>
7	YOUNG, Bob	2	1*	1	0					4	4.0	1.0	5.0	<input type="checkbox"/>	<input type="checkbox"/>
8	COOPER, Bob	0								1	0.0	0.0	0.0	<input type="checkbox"/>	<input type="checkbox"/>

Ht.	1st:	2nd	3rd	Unplaced	Time	H	A	H	A	Other:
1	KENNETT, B	FOOTE, B	BARNWELL, T	GOODERHAM, D	74.2	3.0	3.0	3.0	3.0	
2	RUMSEY, L	YOUNG, B	SQUIBB, J	WIGLEY, P	75.8	4.0	2.0	7.0	5.0	
3	JONES, T	HITCH, C	GIBBONS, J	COOK, D Ret	75.2	3.0	3.0	10.0	8.0	
4	HUBBARD, T	BARNWELL, T	YOUNG, B	SQUIBB, J	74.4	3.0	3.0	13.0	11.0	
5	JONES, T	FOOTE, B	HITCH, C	RUMSEY, L	74.6	3.0	3.0	16.0	14.0	
6	GOODERHAM, D	KENNETT, B	YOUNG, B	BARNWELL, T	74.4	5.0	1.0	21.0	15.0	
7	HUBBARD, T	HITCH, C	GIBBONS, J	SQUIBB, J	75.0	3.0	3.0	24.0	18.0	
8	FOOTE, B	KENNETT, B	RUMSEY, L	YOUNG, B	74.8	3.0	3.0	27.0	21.0	
9	JONES, T	BARNWELL, T	COOK, D	WIGLEY, P	74.6	4.0	2.0	31.0	23.0	
10	KENNETT, B	GOODERHAM, D	HITCH, C	GIBBONS, J	75.2	5.0	1.0	36.0	24.0	
11	FOOTE, B	HUBBARD, T	RUMSEY, L	COOPER, B	75.4	3.0	3.0	39.0	27.0	
12	GOODERHAM, D	BARNWELL, T	COOK, D	No Rider	74.8	4.0	2.0	43.0	29.0	
13	HUBBARD, T	JONES, T	FOOTE, B	HITCH, C	75.6	5.0	1.0	48.0	30.0	

VENUE RYE HOUSE STADIUM **COMPETITION** LEAGUE

RYE HOUSE 0.0 0.0 **TEESSIDE** **DATE:** 26/08/1974

RESULT: RAINED OFF **AGREGATE SCORE**

While all the Rockets and several Teessiders reckoned the Hoddesdon circuit good enough to ride, referee Mr K.Hill agreed with the miority of the Tigers and called off this minority of the Tigers and called off this British League match. No new staging date has been named but it looks as if Teesside will have to return as the second-half of a double-header.

Charles King Speedway Star

HOME TEAM

AWAY TEAM

DATE: 01/09/1974 DIV: 2

4 TEAM TOURNAMENT CHALLENGE RYE HOUSE STADIUM

For the second time within a week rain caused the postponement of a meeting at Rye House. The scheduled Inter-Divisional Four-Team Tournament may be rearranged for September 15 subject to the availability of the Ipswich riders. Ray Harris Speedway Star

RYE HOUSE 0.0

HACKNEY 0.0

IPSWICH 0.0

KING'S LYNN 0.0

VENUE RYE HOUSE STADIUM COMPETITION LEAGUE

RYE HOUSE 40.0 38.0 LONG EATON DATE: 08/09/1974

RESULT: HOME WIN AGREGATE SCORE

long Eaton, who were eight points down after seven heats, hit back strongly before losing 40-38 in this British League clash, James Bond's late arrival - he missed his first ride - and Phil Bass's tape exclusion proved vital setbacks for the visitors in the final count. Clive Hitch came from third to first in Heat 3, passing Alan Witt on the second lap and taking Bass on the last corner. Trevor Barnwell retired from the meeting after a Heat 4 fall. He reared, let go of his machine and fell heavily with s?teve Finch striking his machine. Barnwell complained of back paines. Top scoring Bob Young picked up the two points needed for victory in the last race.

Ray Harris Speedway Star

HOME TEAM

No.	RIDER	1:	2:	3:	4:	5:	6:	7:	8:	R	PTS	BP	T PTS	FM	PM
1	FOOTE, Brian	0	3	1	3					4	7.0	0.0	7.0		
2	GIBBONS, John	2	1	3	3					4	9.0	0.0	9.0		
3	BARNWELL, Trevor	INJURED	EX							1	0.0	0.0	0.0		
4	HITCH, Clive	3	3	EX	0					4	6.0	0.0	6.0		
5	WIGLEY, Pete	0	1	1	0					4	2.0	0.0	2.0		
6	YOUNG, Bob	3	3	3	2	2				5	13.0	0.0	13.0		
7	COOPER, Bob	2*	1	F	EX					4	3.0	1.0	4.0		

AWAY TEAM

No.	RIDER	1:	2:	3:	4:	5:	6:	7:	8:	R	PTS	BP	T PTS	FM	PM
1	BOUCHARD, Geoff	3	2	2	3	3				5	13.0	0.0	13.0		
2	BOND, James	0	1							2	1.0	0.0	1.0		
3	MOLYNEUX, Alan	2	2	3	2					4	9.0	0.0	9.0		
4	WITT, Alan	1*	2	2*	0	1				5	6.0	2.0	8.0		
5	BASS, Phil	2	T	1*	2	1*				5	6.0	2.0	8.0		
6	TEALE, Ian	0	F							2	0.0	0.0	0.0		
7	FINCH, Steve	1	1	1*	0					4	3.0	1.0	4.0		

Ht.	1st:	2nd	3rd	Unplaced	Time	H	A	H	A	Other:
1	BOUCHARD, G	GIBBONS, J	FINCH, S	FOOTE, B	64.6	2.0	4.0	2.0	4.0	
2	YOUNG, B	COOPER, B	FINCH, S	TEALE, I	64.2	5.0	1.0	7.0	5.0	
3	HITCH, C	BASS, P	WITT, A	WIGLEY, P	65.0	3.0	3.0	10.0	8.0	
4	YOUNG, B	MOLYNEUX, A	FINCH, S	BARNWELL, T	63.8	3.0	3.0	13.0	11.0	F/Exc
5	HITCH, C	BOUCHARD, G	WIGLEY, P	BOND, J	63.6	4.0	2.0	17.0	13.0	
6	FOOTE, B	MOLYNEUX, A	GIBBONS, J	TEALE, I	64.2	4.0	2.0	21.0	15.0	F
7	YOUNG, B	WITT, A	COOPER, B	FINCH, S	63.6	4.0	2.0	25.0	17.0	BASS, P T
8	GIBBONS, J	BOUCHARD, G	BASS, P	COOPER, B	63.6	3.0	3.0	28.0	20.0	F
9	MOLYNEUX, A	WITT, A	WIGLEY, P	HITCH, C	64.6	1.0	5.0	29.0	25.0	F/Exc
10	GIBBONS, J	BASS, P	FOOTE, B	WITT, A	63.8	4.0	2.0	33.0	27.0	
11	BOUCHARD, G	YOUNG, B	BOND, J	COOPER, B	63.0	2.0	4.0	35.0	31.0	F/Exc
12	FOOTE, B	MOLYNEUX, A	BASS, P	HITCH, C	64.6	3.0	3.0	38.0	34.0	F/Rem
13	BOUCHARD, G	YOUNG, B	WITT, A	WIGLEY, P	64.2	2.0	4.0	40.0	38.0	

VENUE COMPETITION

SCUNTHORPE DATE:

RESULT: AGREGATE SCORE

Skipper Ken Mckinlay headed Scunthorpe's big win with a smooth 12-point maximum - and regained the track record in the process. He lopped two-fifths of a second off the 77.6 recorded by Terry Betts during an inter-division series last month. And on a track ideal for fast racing, Keith Evans and John gibbons both equalled Bett's time in the next two heats.
 Rye House, using rider replacement for Steve Clarke, contered their opponents bright start with a 5-1 in the fourth, but it all started to go wrong for them in the next.
 Clive Hitch, ruled to have been responsible for Chris Emery's fall was "excluded" after finishing second to Tony Childs. Hitch petulantly wrecked the tapes as the next heat was about to start, and aster lengthy protests, Rye House announced they were continuing uner protest. When the match eventually resumed, they lost complete touch with a Scunthorpe side who never stopped increasing their lead.

Stuart Barnes Speedway Star

HOME TEAM

No.	RIDER	1:	2:	3:	4:	5:	6:	7:	8:	R	PTS	BP	T PTS	FM	PM
1	McKINLAY, Ken	3	3	3	3					4	12.0	0.0	12.0	<input checked="" type="checkbox"/>	<input type="checkbox"/>
2	SIMS, Andy	1	1	2	2*					4	6.0	1.0	7.0	<input type="checkbox"/>	<input type="checkbox"/>
3	BROWN, Dingle	0	3							2	3.0	0.0	3.0	<input type="checkbox"/>	<input type="checkbox"/>
4	EMERY, Chris	2	F	1	1					4	4.0	0.0	4.0	<input type="checkbox"/>	<input type="checkbox"/>
5	CHILDS, Tony	1*	3	3	3					4	10.0	1.0	11.0	<input type="checkbox"/>	<input type="checkbox"/>
6	UNDERWOOD, Doug	2*	1	1	2*					4	6.0	2.0	8.0	<input type="checkbox"/>	<input type="checkbox"/>
7	EVANS, Keith	3	3	3	2*					4	11.0	1.0	12.0	<input type="checkbox"/>	<input checked="" type="checkbox"/>

AWAY TEAM

No.	RIDER	1:	2:	3:	4:	5:	6:	7:	8:	R	PTS	BP	T PTS	FM	PM
1	FOOTE, Brian	0	2	0	1					4	3.0	0.0	3.0	<input type="checkbox"/>	<input type="checkbox"/>
2	CLARKE, Steve	R/R								0	0.0	0.0	0.0	<input type="checkbox"/>	<input type="checkbox"/>
3	BARNWELL, Trevor	2	3	2	2	2				5	11.0	0.0	11.0	<input type="checkbox"/>	<input type="checkbox"/>
4	HITCH, Clive	0	EX	2	F					4	2.0	0.0	2.0	<input type="checkbox"/>	<input type="checkbox"/>
5	GIBBONS, John	3	0	1	0					4	4.0	0.0	4.0	<input type="checkbox"/>	<input type="checkbox"/>
6	WIGLEY, Pete	0	0	F						3	0.0	0.0	0.0	<input type="checkbox"/>	<input type="checkbox"/>
7	YOUNG, Bob	1	2*	1	1					4	5.0	1.0	6.0	<input type="checkbox"/>	<input type="checkbox"/>
8	COOPER, Bob	0	0							2	0.0	0.0	0.0	<input type="checkbox"/>	<input type="checkbox"/>

Ht.	1st:	2nd	3rd	Unplaced	Time	H	A	H	A	Other:
1	McKINLAY, K	BARNWELL, T	SIMS, Andy	FOOTE, B	77.2	4.0	2.0	4.0	2.0	
2	EVANS, K	UNDERWOOD, D	YOUNG, B	WIGLEY, P	77.6	5.0	1.0	9.0	3.0	
3	GIBBONS, J	EMERY, C	CHILDS, T	HITCH, C	77.6	3.0	3.0	12.0	6.0	
4	BARNWELL, T	YOUNG, B	UNDERWOOD, D	BROWN, D	78.0	1.0	5.0	13.0	11.0	
5	CHILDS, T	FOOTE, B	HITCH, C	EX EMERY, C	78.0	3.0	2.0	16.0	13.0	
6	McKINLAY, K	BARNWELL, T	SIMS, Andy	WIGLEY, P	78.2	4.0	2.0	20.0	15.0	
7	BROWN, D	HITCH, C	UNDERWOOD, D	GIBBONS, J	79.2	4.0	2.0	24.0	17.0	
8	EVANS, K	SIMS, Andy	YOUNG, B	COOPER, B	79.2	5.0	1.0	29.0	18.0	
9	CHILDS, T	BARNWELL, T	EMERY, C	FOOTE, B	79.4	4.0	2.0	33.0	20.0	
10	McKINLAY, K	SIMS, Andy	GIBBONS, J	HITCH, C	79.2	5.0	1.0	38.0	21.0	
11	EVANS, K	UNDERWOOD, D	YOUNG, B	COOPER, B	80.2	5.0	1.0	43.0	22.0	
12	McKINLAY, K	BARNWELL, T	EMERY, C	GIBBONS, J	79.8	4.0	2.0	47.0	24.0	
13	CHILDS, T	EVANS, K	FOOTE, B	WIGLEY, P	80.0	5.0	1.0	52.0	25.0	

VENUE STATION RD **COMPETITION** LEAGUE

LONG EATON 0.0 0.0 **RYE HOUSE** **DATE:** 12/09/1974

RESULT: RAINED OFF **AGREGATE SCORE**

Heavy rain before and after the scheduled start meant postponement became an inevitability for the Second Division match between Long Eaton and Rye House. It will be re-run this Thursday (September 19) at Station Road, replacing the Scunthorpe challenge match.

Ian James Speedway Star

HOME TEAM

AWAY TEAM

VENUE	DERWENT PARK	COMPETITION	LEAGUE
--------------	--------------	--------------------	--------

WORKINGTON	45.0	33.0	RYE HOUSE	DATE:	13/09/1974
-------------------	------	------	------------------	--------------	------------

RESULT:	HOME WIN	AGREGATE SCORE
----------------	----------	-----------------------

Workington expected an easy double over Rye House, but they had to fight all the way to keep their lead and finished just 12 points in front. It was level pegging up to Heat 4, and by Heat 7 Workington were only four points up riding on a heavy track that was just starting to dry out. Two heat maximums in the later stages put Workington on the winning trail, although Rye House split the last races points in a close meeting.

Eric Easterbrook Speedway Star

HOME TEAM

No.	RIDER	1:	2:	3:	4:	5:	6:	7:	8:	R	PTS	BP	T PTS	FM	PM
1	GRAHAM, Mitch	3	3	3	3					4	12.0	0.0	12.0	<input checked="" type="checkbox"/>	<input type="checkbox"/>
2	OWEN, Taffy	2*	2*	3	2*					4	9.0	3.0	12.0	<input type="checkbox"/>	<input checked="" type="checkbox"/>
3	COWLAND, Alan	3	2	3	2					4	10.0	0.0	10.0	<input type="checkbox"/>	<input type="checkbox"/>
4	WATSON, Steve	2	3	3	0					4	8.0	0.0	8.0	<input type="checkbox"/>	<input type="checkbox"/>
5	STOBART, Darrell	1*	1	2*	1*					4	5.0	3.0	8.0	<input type="checkbox"/>	<input type="checkbox"/>
6	LAWSON, Steve	1	T	0						3	1.0	0.0	1.0	<input type="checkbox"/>	<input type="checkbox"/>
7	HORNBY, Bernie	0	F	0	0					4	0.0	0.0	0.0	<input type="checkbox"/>	<input type="checkbox"/>

AWAY TEAM

No.	RIDER	1:	2:	3:	4:	5:	6:	7:	8:	R	PTS	BP	T PTS	FM	PM
1	FOOTE, Brian	1	3	2	3	2	EX			6	11.0	0.0	11.0	<input type="checkbox"/>	<input type="checkbox"/>
2	GIBBONS, John	0	0	2	1*					4	3.0	1.0	4.0	<input type="checkbox"/>	<input type="checkbox"/>
3	BARNWELL, Trevor	1*	1	1	2	3				5	8.0	1.0	9.0	<input type="checkbox"/>	<input type="checkbox"/>
4	CLARKE, Steve	R/R								0	0.0	0.0	0.0	<input type="checkbox"/>	<input type="checkbox"/>
5	WIGLEY, Pete	0	1							2	1.0	0.0	1.0	<input type="checkbox"/>	<input type="checkbox"/>
6	YOUNG, Bob	3	0	0						3	3.0	0.0	3.0	<input type="checkbox"/>	<input type="checkbox"/>
7	COOPER, Bob	2*	2	1*	1*					4	6.0	3.0	9.0	<input type="checkbox"/>	<input type="checkbox"/>
8	STEVENS, Stan	1	0							2	1.0	0.0	1.0	<input type="checkbox"/>	<input type="checkbox"/>

Ht.	1st:	2nd	3rd	Unplaced	Time	H	A	H	A	Other:
1	GRAHAM, M	OWEN, Ta	FOOTE, B	GIBBONS, J	73.8	5.0	1.0	5.0	1.0	
2	YOUNG, B	COOPER, B	LAWSON, S	HORNBY, B	78.2	1.0	5.0	6.0	6.0	
3	FOOTE, B	WATSON, S	STOBART, D	WIGLEY, P	78.0	3.0	3.0	9.0	9.0	
4	COWLAND, A	COOPER, B	BARNWELL, T	HORNBY, B	76.4	3.0	3.0	12.0	12.0	LAWSON, S T
5	WATSON, S	FOOTE, B	STOBART, D	GIBBONS, J	80.0	4.0	2.0	16.0	14.0	
6	GRAHAM, M	OWEN, Ta	BARNWELL, T	YOUNG, B	76.2	5.0	1.0	21.0	15.0	
7	FOOTE, B	COWLAND, A	STEVENS, S	LAWSON, S	78.4	2.0	4.0	23.0	19.0	
8	OWEN, Ta	GIBBONS, J	COOPER, B	HORNBY, B	77.4	3.0	3.0	26.0	22.0	
9	WATSON, S	STOBART, D	BARNWELL, T	YOUNG, B	79.8	5.0	1.0	31.0	23.0	
10	GRAHAM, M	OWEN, Ta	WIGLEY, P	STEVENS, S	78.4	5.0	1.0	36.0	24.0	
11	COWLAND, A	FOOTE, B	GIBBONS, J	HORNBY, B	81.0	3.0	3.0	39.0	27.0	
12	GRAHAM, M	BARNWELL, T	COOPER, B	WATSON, S	80.0	3.0	3.0	42.0	30.0	
13	BARNWELL, T	COWLAND, A	STOBART, D	FOOTE, B	80.2	3.0	3.0	45.0	33.0	F/Ex

DATE: 15/09/1974 DIV: 2

4 TEAM TOURNAMENT CHALLENGE RYE HOUSE STADIUM

Ipswich won this Inter-Divisional Four-Team Tournament on a day when heavy drizzle fell throughout the meeting. They scored 36 points even though Alan Sage and Billy Sanders fell in their respective last rides. In Heat 13 Sage fell and Cooper laid down. Sage was excluded in the rerun in which Cooper fell and Paddington laid down. Both men remounted with Cooper crossing the line second and Paddington third, but referee Stan Mellish used his discretion and reversed the placings. Ray Harris Speedway Star

RYE HOUSE		12.0															
NR	RIDER	OTHER	1	2	3	4	5	6	7	8	R	PTS	BP	FU			
1	FOOTE, Brian		1	F	F	2						4	3.0	0.0	<input type="checkbox"/>		
2	YOUNG, Bob		2	2	1	1						4	6.0	0.0	<input type="checkbox"/>		
3	BARNWELL, Trevor		1	0	F							3	1.0	0.0	<input type="checkbox"/>		
4	GIBBONS, John		0	0	1	0						4	1.0	0.0	<input type="checkbox"/>		
5	COOPER, Bob	S/R	1									1	1.0	0.0	<input type="checkbox"/>		

HACKNEY		31.0															
NR	RIDER	OTHER	1	2	3	4	5	6	7	8	R	PTS	BP	FU			
1	THOMAS, Barry		3	2	3	EX						4	8.0	0.0	<input type="checkbox"/>		
2	MORTON, Dave		2	2	3	EF						4	7.0	0.0	<input type="checkbox"/>		
3	ETHERIDGE, Laurie		2	3	2	1						4	8.0	0.0	<input type="checkbox"/>		
4	SAUNDERS, Hugh		0	3	2	3						4	8.0	0.0	<input type="checkbox"/>		

IPSWICH		36.0															
NR	RIDER	OTHER	1	2	3	4	5	6	7	8	R	PTS	BP	FU			
1	SANDERS, Billy		3	3	3	F						4	9.0	0.0	<input type="checkbox"/>		
2	DAVEY, Tony		3	3	3	3						4	12.0	0.0	<input checked="" type="checkbox"/>		
3	HINES, Mick		3	2	2	3						4	10.0	0.0	<input type="checkbox"/>		
4	SAGE, Alan		2	1	2	EX						4	5.0	0.0	<input type="checkbox"/>		

KING'S LYNN		16.0															
NR	RIDER	OTHER	1	2	3	4	5	6	7	8	R	PTS	BP	FU			
1	SIMS, Andy		0	0	0	3						4	3.0	0.0	<input type="checkbox"/>		
2	TURNER, Ian		1	1	1	2						4	5.0	0.0	<input type="checkbox"/>		
3	REEVES, Eddie		1	1	1	2						4	5.0	0.0	<input type="checkbox"/>		
4	PADDINGTON, Brian		0	1	0	2						4	3.0	0.0	<input type="checkbox"/>		

HEAT	1st	2nd	3rd	Unpld	TIME	Other:
1	THOMAS, B	SAGE, A	TURNER, I	GIBBONS, J	65.4	
2	HINES, M	MORTON, D	BARNWELL, T	SIMS, Andy	66.4	
3	SANDERS, Billy	YOUNG, B	REEVES, E	SAUNDERS, H	65.0	
4	DAVEY, T	ETHERIDGE, L	FOOTE, B	PADDINGTON, B	65.6	
5	SANDERS, Billy	MORTON, D	PADDINGTON, B	GIBBONS, J	67.4	
6	DAVEY, T	THOMAS, B	REEVES, E	BARNWELL, T	65.0	
7	ETHERIDGE, L	YOUNG, B	SAGE, A	SIMS, Andy	67.0	
8	SAUNDERS, H	HINES, M	TURNER, I	FOOTE, B	F	69.0
9	DAVEY, T	SAUNDERS, H	GIBBONS, J	SIMS, Andy	69.0	
10	SANDERS, Billy	ETHERIDGE, L	TURNER, I	BARNWELL, T	F	69.2
11	THOMAS, B	HINES, M	YOUNG, B	PADDINGTON, B	69.0	
12	MORTON, D	SAGE, A	REEVES, E	FOOTE, B	F	70.8
13 Re-Ru	SAUNDERS, H	PADDINGTON, B	Awd	COOPER, B	Awd	SAGE, A
						F/Exc
14	HINES, M	REEVES, E	ETHERIDGE, L	GIBBONS, J	72.0	
15	DAVEY, T	TURNER, I	YOUNG, B	MORTON, D	EF	69.2
16 Re-Ru	SIMS, Andy	FOOTE, B	F/Rem	SANDERS, Billy	F	THOMAS, B
						F/Exc
						72.8

VENUE	STATION RD	COMPETITION	LEAGUE
-------	------------	-------------	--------

LONG EATON	52.0	26.0	RYE HOUSE	DATE:	19/09/1974
------------	------	------	-----------	-------	------------

RESULT:	HOME WIN	AGREGATE SCORE
---------	----------	----------------

Long Eaton cashed in at the expense of poor Rye House, romping to their second to their second highest win of the season. Rye House were level after four heats. It was an idle threat. Long Eaton had the match won six races later, taking the last five by 5-1. Steve Finch was the rider around whom the main Long Eaton interest revolved. Demands of four races in five heats were simply taken in his talented stride, a paid 11 score being the best of his rapidly developing career so far. Alan Witt was undefeated by an opponent in his final outings, while there were maximums from Geoff Bouchard, Alan Molyneux (both full) and Phil Bass (paid). Such power more than offset an unhappy comeback for Malcolm Corradine, loaned from Cradley and plagued by a slipping clutch.

Ian James Speedway Star

HOME TEAM

No.	RIDER	1:	2:	3:	4:	5:	6:	7:	8:	R	PTS	BP	T PTS	FM	PM
1	BOUCHARD, Geoff	3	3	3	3					4	12.0	0.0	12.0	<input checked="" type="checkbox"/>	<input type="checkbox"/>
2	CORRADINE, Malcolm	1	F	1*						3	2.0	1.0	3.0	<input type="checkbox"/>	<input type="checkbox"/>
3	MOLYNEUX, Alan	3	3	3	3					4	12.0	0.0	12.0	<input checked="" type="checkbox"/>	<input type="checkbox"/>
4	WITT, Alan	0	2*	3	2*					4	7.0	2.0	9.0	<input type="checkbox"/>	<input type="checkbox"/>
5	BASS, Phil	3	3	2*	2*					4	10.0	2.0	12.0	<input type="checkbox"/>	<input type="checkbox"/>
6	BOND, James	0	0							2	0.0	0.0	0.0	<input type="checkbox"/>	<input type="checkbox"/>
7	FINCH, Steve	2	1	2	2*	2*				5	9.0	2.0	11.0	<input type="checkbox"/>	<input type="checkbox"/>

AWAY TEAM

No.	RIDER	1:	2:	3:	4:	5:	6:	7:	8:	R	PTS	BP	T PTS	FM	PM
1	FOOTE, Brian	2	1	F	1	0				5	4.0	0.0	4.0	<input type="checkbox"/>	<input type="checkbox"/>
2	CLARKE, Steve	R/R								0	0.0	0.0	0.0	<input type="checkbox"/>	<input type="checkbox"/>
3	BARCLAY, George	0	2	2	1	0				5	5.0	0.0	5.0	<input type="checkbox"/>	<input type="checkbox"/>
4	WIGLEY, Pete	2	0	0						3	2.0	0.0	2.0	<input type="checkbox"/>	<input type="checkbox"/>
5	GIBBONS, John	1*	2	0	1					4	4.0	1.0	5.0	<input type="checkbox"/>	<input type="checkbox"/>
6	YOUNG, Bob	1	1*	0						3	2.0	1.0	3.0	<input type="checkbox"/>	<input type="checkbox"/>
7	COOPER, Bob	3	1*	3	1	1				5	9.0	1.0	10.0	<input type="checkbox"/>	<input type="checkbox"/>
8	STEVENS, Stan	0								1	0.0	0.0	0.0	<input type="checkbox"/>	<input type="checkbox"/>

Ht.	1st:	2nd	3rd	Unplaced	Time	H	A	H	A	Other:
1	BOUCHARD, G	FOOTE, B	CORRADINE, M	BARCLAY, G		72.6	4.0	2.0	4.0	2.0
2	COOPER, B	FINCH, S	YOUNG, B	BOND, J	F/rem	75.2	2.0	4.0	6.0	6.0
3	BASS, P	WIGLEY, P	GIBBONS, J	WITT, A		75.4	3.0	3.0	9.0	9.0
4	MOLYNEUX, A	BARCLAY, G	COOPER, B	BOND, J		73.0	3.0	3.0	12.0	12.0
5	BASS, P	WITT, A	FOOTE, B	WIGLEY, P		73.8	5.0	1.0	17.0	13.0
6	BOUCHARD, G	BARCLAY, G	YOUNG, B	CORRADINE, M	F	72.6	3.0	3.0	20.0	16.0
7	MOLYNEUX, A	GIBBONS, J	FINCH, S	WIGLEY, P		72.4	4.0	2.0	24.0	18.0
8	COOPER, B	FINCH, S	CORRADINE, M	FOOTE, B	F	73.2	3.0	3.0	27.0	21.0
9	WITT, A	BASS, P	BARCLAY, G	YOUNG, B		73.0	5.0	1.0	32.0	22.0
10	BOUCHARD, G	FINCH, S	COOPER, B	GIBBONS, J		72.2	5.0	1.0	37.0	23.0
11	MOLYNEUX, A	FINCH, S	FOOTE, B	STEVENS, S		73.2	5.0	1.0	42.0	24.0
12	BOUCHARD, G	WITT, A	GIBBONS, J	BARCLAY, G		73.0	5.0	1.0	47.0	25.0
13	MOLYNEUX, A	BASS, P	COOPER, B	FOOTE, B		73.2	5.0	1.0	52.0	26.0

VENUE ARLINGTON STADIUM COMPETITION LEAGUE

EASTBOURNE 59.0 19.0 RYE HOUSE DATE: 22/09/1974

RESULT: HOME WIN AGREGATE SCORE

Eastbourne turned on a mighty show of strength to dampen the Rockets' fuse and piled up their highest score of the season. As the scoreline suggests, points were flowing in a strictly one-way direction, although Brian Foote did retain some of the Rockets' pride with a sutsy performance that brought him tow well deserved wins. Surprisingly only one Eastbourne rider was paid for a full house(Mike Sampson) with Pete Jarman collecting a reserve's maximum, but their overall strength was most impressive.

Nicholas Mounsey Speedway Star

HOME TEAM

No.	RIDER	1:	2:	3:	4:	5:	6:	7:	8:	R	PTS	BP	T PTS	FM	PM
1	GEER, Trevor	1	2*	2*	3					4	8.0	2.0	10.0		
2	MIDDLEDITCH, Neil	3	3	1*	3					4	10.0	1.0	11.0		
3	McNEIL, Bobby	3	3	3	1*					4	10.0	1.0	11.0		
4	SAMPSON, Mike	2*	2*	3	2*					4	9.0	3.0	12.0		
5	GACHET, Paul	3	3	2*	2					4	10.0	1.0	11.0		
6	JARMAN, Pete	2*	2*	2*						3	6.0	3.0	9.0		
7	YEATES, Martin	3	2	1						3	6.0	0.0	6.0		

AWAY TEAM

No.	RIDER	1:	2:	3:	4:	5:	6:	7:	8:	R	PTS	BP	T PTS	FM	PM
1	FOOTE, Brian	0	1	3	1	2	3			6	10.0	0.0	10.0		
2	CLARKE, Steve	R/R								0	0.0	0.0	0.0		
3	BARCLAY, George	2	1	0	1	1				5	5.0	0.0	5.0		
4	WIGLEY, Pete	1	1	0	0					4	2.0	0.0	2.0		
5	GIBBONS, John	0	0	0						3	0.0	0.0	0.0		
6	YOUNG, Bob	1	1	0	0					4	2.0	0.0	2.0		
7	COOPER, Bob	0	0	0						3	0.0	0.0	0.0		
8	STEVENS, Stan	0								1	0.0	0.0	0.0		

Ht.	1st:	2nd	3rd	Unplaced	Time	H	A	H	A	Other:
1	MIDDLEDITCH, N	BARCLAY, G	GEER, T	FOOTE, B	63.4	4.0	2.0	4.0	2.0	
2	YEATES, M	JARMAN, P	YOUNG, B	COOPER, B	63.4	5.0	1.0	9.0	3.0	
3	GACHET, P	SAMPSON, M	WIGLEY, P	GIBBONS, J	62.8	5.0	1.0	14.0	4.0	
4	McNEIL, B	JARMAN, P	BARCLAY, G	COOPER, B	63.8	5.0	1.0	19.0	5.0	
5	GACHET, P	SAMPSON, M	FOOTE, B	STEVENS, S	63.6	5.0	1.0	24.0	6.0	
6	MIDDLEDITCH, N	GEER, T	YOUNG, B	BARCLAY, G	63.8	5.0	1.0	29.0	7.0	
7	McNEIL, B	JARMAN, P	WIGLEY, P	GIBBONS, J	65.2	5.0	1.0	34.0	8.0	
8	FOOTE, B	YEATES, M	MIDDLEDITCH, N	COOPER, B	65.0	3.0	3.0	37.0	11.0	
9	SAMPSON, M	GACHET, P	BARCLAY, G	YOUNG, B	64.6	5.0	1.0	42.0	12.0	
10	MIDDLEDITCH, N	GEER, T	FOOTE, B	WIGLEY, P	64.4	5.0	1.0	47.0	13.0	
11	McNEIL, B	FOOTE, B	YEATES, M	YOUNG, B	65.2	4.0	2.0	51.0	15.0	
12	GEER, T	SAMPSON, M	BARCLAY, G	GIBBONS, J	64.2	5.0	1.0	56.0	16.0	
13	FOOTE, B	GACHET, P	McNEIL, B	WIGLEY, P	64.8	3.0	3.0	59.0	19.0	

VENUE	RYE HOUSE STADIUM	COMPETITION	LEAGUE
--------------	-------------------	--------------------	--------

RYE HOUSE	0.0	0.0	CREWE	DATE:	29/09/1974
------------------	-----	-----	--------------	--------------	------------

RESULT:	RAINED OFF	AGREGATE SCORE
----------------	------------	-----------------------

The Rye House double-header against Crewe and Teesside was called off as early as Saturday afternoon because of a flooded track. Remaining fixtures at Rye House now read: October 6 against Peterborough and Crewe in a double header, October 13 against Peterborough and October 20 as yet undecided. Teesside will be fitted in as either part of a double header on October 13 or as visitors on their own on the 20TH. Rye House also announce that their start times for the remainder of the season will be 3.30pm.

Ray Harris Speedway Star

HOME TEAM

AWAY TEAM

VENUE RYE HOUSE STADIUM COMPETITION LEAGUE

RYE HOUSE 0.0 0.0 TEESSIDE DATE: 29/09/1974

RESULT: RAINED OFF AGREGATE SCORE

HOME TEAM

AWAY TEAM

VENUE EARLE STREET COMPETITION LEAGUE

CREWE 48.0 30.0 RYE HOUSE DATE: 30/09/1974

RESULT: HOME WIN AGREGATE SCORE

Principally in the form of Brian Foote, who scored 15 points from his six starts Rye House gave Crewe a better contest. Foote gave the Rocktes a tonic start by heading Morton in the first race and became the only visitor to defeat Cartwright in hes second. Morton had his revenge in Heat 10 and Foote was also beaten twice by maximum man Jackson, still unbeaten in British League competition at Earle Street by an opponent since the end of May. Jackson figured in some exciting racing. He was led for two laps in Heat 4 and came through from the back to win Heat 11. Sceond string Bob Cooper showed useful form on his first outing at Crewe with five and a paid six points to finish as the Rockets second highest scorer.

Tony Porter Speedway Star

HOME TEAM

No.	RIDER	1:	2:	3:	4:	5:	6:	7:	8:	R	PTS	BP	T PTS	FM	PM
1	MORTON, Dave	2	2*	3	3					4	10.0	1.0	11.0		
2	OTT, Les	1*	3	EX	1					4	5.0	1.0	6.0		
3	JACKSON, John	3	3	3	3					4	12.0	0.0	12.0	✓	
4	CARTWRIGHT, Ian	3	2	3	2*					4	10.0	1.0	11.0		
5	WHITE, Keith	2*	0	2*	R					4	4.0	2.0	6.0		
6	FORREST, Wayne	3	1	2*	0	0				5	6.0	1.0	7.0		
7	COPE, Stuart	0	1	EX						3	1.0	0.0	1.0		

AWAY TEAM

No.	RIDER	1:	2:	3:	4:	5:	6:	7:	8:	R	PTS	BP	T PTS	FM	PM
1	FOOTE, Brian	3	3	3	2	2	2			6	15.0	0.0	15.0		
2	CLARKE, Steve	R/R								0	0.0	0.0	0.0		
3	BARCLAY, George	0	2	1	0	0				5	3.0	0.0	3.0		
4	WIGLEY, Pete	1	1	0						3	2.0	0.0	2.0		
5	GIBBONS, John	R	0	1						3	1.0	0.0	1.0		
6	YOUNG, Bob	1*	0	1						3	2.0	1.0	3.0		
7	COOPER, Bob	2	0	2*	1*					4	5.0	2.0	7.0		
8	STEVENS, Stan	1	1*							2	2.0	1.0	3.0		

Ht.	1st:	2nd	3rd	Unplaced	Time	H	A	H	A	Other:
1	FOOTE, B	MORTON, D	OTT, L	BARCLAY, G	74.4	3.0	3.0	3.0	3.0	
2	FORREST, W	COOPER, B	YOUNG, B	COPE, S	75.8	3.0	3.0	6.0	6.0	
3	CARTWRIGHT, I	WHITE, K	WIGLEY, P	GIBBONS, J	73.0	5.0	1.0	11.0	7.0	
4	JACKSON, J	BARCLAY, G	FORREST, W	COOPER, B	72.0	4.0	2.0	15.0	9.0	
5	FOOTE, B	CARTWRIGHT, I	STEVENS, S	WHITE, K	74.4	2.0	4.0	17.0	13.0	
6	OTT, L	MORTON, D	BARCLAY, G	YOUNG, B	73.8	5.0	1.0	22.0	14.0	
7	JACKSON, J	FORREST, W	WIGLEY, P	GIBBONS, J	73.6	5.0	1.0	27.0	15.0	
8	FOOTE, B	COOPER, B	COPE, S	FORREST, W	75.0	1.0	5.0	28.0	20.0	OTT, L
9	CARTWRIGHT, I	WHITE, K	YOUNG, B	BARCLAY, G	75.2	5.0	1.0	33.0	21.0	
10	MORTON, D	FOOTE, B	OTT, L	WIGLEY, P	73.0	4.0	2.0	37.0	23.0	
11	JACKSON, J	FOOTE, B	STEVENS, S	FORREST, W	73.0	3.0	3.0	40.0	26.0	COPE, S
12	MORTON, D	CARTWRIGHT, I	GIBBONS, J	BARCLAY, G	74.8	5.0	1.0	45.0	27.0	
13	JACKSON, J	FOOTE, B	COOPER, B	WHITE, K	73.2	3.0	3.0	48.0	30.0	

VENUE THORNTON ROAD **COMPETITION** LEAGUE

ELLESMERE PORT 0.0 0.0 **RYE HOUSE** **DATE:** 01/10/1974

RESULT: RAINED OFF **AGREGATE SCORE**

The Gunners-Rockets league clash was washed out for the second time at Thorton Road last Tuesday. Heavy rains about hours before the usual time of starting caused ACU referee Leo Pendergast to call it off before the gates were ocially opened. The re-arranged match will be October 22 and this match means the Northern Best Pairs Championship will be scrapped for this season to accommodate the league match.

Frank Maclean Speedway Star

HOME TEAM

AWAY TEAM

VENUE RYE HOUSE STADIUM COMPETITION LEAGUE

RYE HOUSE 44.0 33.0 CANTERBURY DATE: 06/10/1974

RESULT: HOME WIN AGREGATE SCORE

Another very wet Sunday afternoon, but the Rockets completed both matches before the real very heavy rain started. Due to the conditions most of the races ere somewhat processional, but Canterbury's Les Rumsey split Stan Stevens and Brian Foote in Heat 10 on the finishing line to convert a 5-1 into a 4-2.
Two races later Canterbury's Ted Hubbard did a complete spin around on the first lap while he and Rumsey were set for maximum race points. He regained control but came home last.

Ernie Hancock Speedway Star

HOME TEAM

No.	RIDER	1:	2:	3:	4:	5:	6:	7:	8:	R	PTS	BP	T PTS	FM	PM
1	FOOTE, Brian	2*	2	3	1	2				5	10.0	1.0	11.0		
2	CLARKE, Steve	R/R								0	0.0	0.0	0.0		
3	BARCLAY, George	3	3	1	3	3				5	13.0	0.0	13.0		
4	WIGLEY, Pete	2	0	1*						3	3.0	1.0	4.0		
5	GIBBONS, John	R	2	1*	2*					4	5.0	2.0	7.0		
6	YOUNG, Bob	3	0	3	2					4	8.0	0.0	8.0		
7	COOPER, Bob	0	F	2*						3	2.0	1.0	3.0		
8	STEVENS, Stan	0	3							2	3.0	0.0	3.0		

AWAY TEAM

No.	RIDER	1:	2:	3:	4:	5:	6:	7:	8:	R	PTS	BP	T PTS	FM	PM
1	GOODERHAM, Dave	1	1	1						3	3.0	0.0	3.0		
2	KENNETT, Barney	1	3	EX	0					4	4.0	0.0	4.0		
3	HUBBARD, Ted	2	3	3	0					4	8.0	0.0	8.0		
4	COOK, Derek	1	0	0						3	1.0	0.0	1.0		
5	RUMSEY, Les	3	2	2	3					4	10.0	0.0	10.0		
6	SQUIBB, Jimmy	2	1	0						3	3.0	0.0	3.0		
7	CLIFTON, Graham	0	1*	1*	2	F				5	4.0	2.0	6.0		

Ht.	1st:	2nd	3rd	Unplaced	Time	H	A	H	A	Other:
1	BARCLAY, G	FOOTE, B	KENNETT, B	CLIFTON, G	66.0	5.0	1.0	5.0	1.0	
2	YOUNG, B	SQUIBB, J	CLIFTON, G	COOPER, B	67.8	3.0	3.0	8.0	4.0	
3	RUMSEY, L	WIGLEY, P	COOK, D	GIBBONS, J	72.0	2.0	4.0	10.0	8.0	EF
4	BARCLAY, G	HUBBARD, T	CLIFTON, G	YOUNG, B	66.8	3.0	3.0	13.0	11.0	
5	KENNETT, B	GIBBONS, J	GOODERHAM, D	WIGLEY, P	68.0	2.0	4.0	15.0	15.0	F/Rem
6	HUBBARD, T	FOOTE, B	SQUIBB, J	STEVENS, S	67.6	2.0	4.0	17.0	19.0	
7	YOUNG, B	RUMSEY, L	BARCLAY, G	COOK, D	68.4	4.0	2.0	21.0	21.0	
8	FOOTE, B	CLIFTON, G	COOPER, B	F KENNETT, B	69.0	3.0	2.0	24.0	23.0	F/Exc
9	HUBBARD, T	YOUNG, B	GIBBONS, J	SQUIBB, J	70.0	3.0	3.0	27.0	26.0	
10	STEVENS, S	RUMSEY, L	FOOTE, B	COOK, D	69.2	4.0	2.0	31.0	28.0	
11	BARCLAY, G	COOPER, B	GOODERHAM, D	KENNETT, B	71.8	5.0	1.0	36.0	29.0	
12	RUMSEY, L	FOOTE, B	WIGLEY, P	HUBBARD, T	70.0	3.0	3.0	39.0	32.0	F/Rem
13	BARCLAY, G	GIBBONS, J	GOODERHAM, D	CLIFTON, G	73.0	5.0	1.0	44.0	33.0	F

VENUE RYE HOUSE STADIUM COMPETITION LEAGUE

RYE HOUSE 37.0 40.0 CREWE DATE: 06/10/1974

RESULT: AWAY WIN AGREGATE SCORE

The Rockets got off to a bad start against Crewe. In Heat 1 Stan Stevens fell while leading and so did the other three riders and, with the race being stopped, he was excluded as the primary caused. In the rerun, Brian Foote rode hard under Dave Morton, who hit the fence, and once again the race was stopped. Morton and Les Ott went on to score a 5-0 for Crewe. In Heat 12 John Jackson passed Foote to join his partner Keith White for a 5-1 which put them in front by the three points they eventually won by. All riders are to be congratulated on turning out and giving a good performance for the public in diabolical conditions.

Ernie Hancock Speedway Star

HOME TEAM

No.	RIDER	1:	2:	3:	4:	5:	6:	7:	8:	R	PTS	BP	T PTS	FM	PM
1	FOOTE, Brian	EX	1*	3	3	1				5	8.0	1.0	9.0		
2	CLARKE, Steve	R/R								0	0.0	0.0	0.0		
3	BARCLAY, George		2	0	2	2				4	6.0	0.0	6.0		
4	WIGLEY, Pete		2	2*	F					3	4.0	1.0	5.0		
5	GIBBONS, John		1*	3	2	1*				4	7.0	2.0	9.0		
6	YOUNG, Bob		3	1*	2	0				4	6.0	1.0	7.0		
7	COOPER, Bob		2*	1	0					3	3.0	1.0	4.0		
8	STEVENS, Stan		EX	2	1					3	3.0	0.0	3.0		

AWAY TEAM

No.	RIDER	1:	2:	3:	4:	5:	6:	7:	8:	R	PTS	BP	T PTS	FM	PM
1	MORTON, Dave		3	EX	3	3				4	9.0	0.0	9.0		
2	OTT, Les		2*	F	2	1				4	5.0	1.0	6.0		
3	JACKSON, John		3	3	3	2*				4	11.0	1.0	12.0		✓
4	CARTWRIGHT, Ian		0	1	0	0				4	1.0	0.0	1.0		
5	WHITE, Keith		3	3	2	3				4	11.0	0.0	11.0		
6	ANDERSON, Cliff		0	1	0	0				4	1.0	0.0	1.0		
7	FORREST, Wayne		1	0	1					3	2.0	0.0	2.0		

Ht.	1st:	2nd	3rd	Unplaced	Time	H	A	H	A	Other:
1	MORTON, D	OTT, L	FOOTE, B	Ex Ur STEVENS, S	73.6	0.0	5.0	0.0	5.0	
2	YOUNG, B	COOPER, B	FORREST, W	ANDERSON, C	72.0	5.0	1.0	5.0	6.0	
3	WHITE, K	WIGLEY, P	GIBBONS, J	CARTWRIGHT, I	70.4	3.0	3.0	8.0	9.0	
4	JACKSON, J	BARCLAY, G	YOUNG, B	FORREST, W	68.0	3.0	3.0	11.0	12.0	
5	GIBBONS, J	WIGLEY, P	ANDERSON, C	MORTON, D	71.0	5.0	1.0	16.0	13.0	OTT, L
6	JACKSON, J	STEVENS, S	FOOTE, B	ANDERSON, C	68.0	3.0	3.0	19.0	16.0	
7	WHITE, K	YOUNG, B	CARTWRIGHT, I	BARCLAY, G	71.4	2.0	4.0	21.0	20.0	
8	FOOTE, B	OTT, L	COOPER, B	ANDERSON, C	71.0	4.0	2.0	25.0	22.0	
9	JACKSON, J	GIBBONS, J	FORREST, W	WIGLEY, P	68.2	2.0	4.0	27.0	26.0	
10	FOOTE, B	WHITE, K	STEVENS, S	CARTWRIGHT, I	70.0	4.0	2.0	31.0	28.0	
11	MORTON, D	BARCLAY, G	OTT, L	COOPER, B	71.6	2.0	4.0	33.0	32.0	
12	WHITE, K	JACKSON, J	FOOTE, B	YOUNG, B	68.6	1.0	5.0	34.0	37.0	
13	MORTON, D	BARCLAY, G	GIBBONS, J	CARTWRIGHT, I	71.4	3.0	3.0	37.0	40.0	

VENUE **LOOMER RD** COMPETITION **LEAGUE**

STOKE **50.0** **27.0** **RYE HOUSE** DATE: **10/10/1974**

RESULT: **HOME WIN** AGREGATE SCORE

For the second successive meeting, Stoke were forced to lay sawdust to help dry out the track after half an hour of rain fell late in the afternoon. Conditions were greasy and Heat 1 was twice rerun ending up with a match race between Broadbanks and Barclay. Woodward caused the first rerun after falling on the first bend and Foote suffered a similar fate on the second bend in the next re-run. It was also the second home meeting that the Potters reached the 50 point mark with 17-year-old Andy Cusworth recording his maiden maximum in immaculate style. Brian Woodward remained undefeated after his first race fall and Steve Holden kept up his eight point scoring tally but lost out in Heat 5 when he reared at the start. Steve Bastable troubled by the wrist injury incurred at Birmingham withdrew after two rides, luckily for Rye House. Geoff Pusey, too, was in the wars, with one point from his first two rides he remained undefeated in his remaining two.

Laurence Rogers Speedway Star

HOME TEAM

No.	RIDER	1:	2:	3:	4:	5:	6:	7:	8:	R	PTS	BP	T PTS	FM	PM
1	BROADBANK, Mike	3	2*	2*	1					4	8.0	2.0	10.0		
2	WOODWARD, Brian	EX	3	3	3					4	9.0	0.0	9.0		
3	PUSEY, Geoff	1	0	2*	3					4	6.0	1.0	7.0		
4	HOLDEN, Steve	3	R	2	3					4	8.0	0.0	8.0		
5	BRIDGETT, Alan	2*	2	1*	1					4	6.0	2.0	8.0		
6	CUSWORTH, Andy	3	3	3	3					4	12.0	0.0	12.0	✓	
7	BASTABLE, Steve	1	0							2	1.0	0.0	1.0		

AWAY TEAM

No.	RIDER	1:	2:	3:	4:	5:	6:	7:	8:	R	PTS	BP	T PTS	FM	PM
1	FOOTE, Brian	EX	3	2	3	1	2			6	11.0	0.0	11.0		
2	CLARKE, Steve	R/R								0	0.0	0.0	0.0		
3	BARCLAY, George	2	2	1	0	2	0			6	7.0	0.0	7.0		
4	GIBBONS, John	0	1*	0						3	1.0	1.0	2.0		
5	YOUNG, Bob	1	2	1	0					4	4.0	0.0	4.0		
6	WIGLEY, Pete	0	0							2	0.0	0.0	0.0		
7	COOPER, Bob	2	0	1*						3	3.0	1.0	4.0		
8	STEVENS, Stan	1	0							2	1.0	0.0	1.0		

Ht.	1st:	2nd	3rd	Unplaced	Time	H	A	H	A	Other:	
1	BROADBANK, M	BARCLAY, G	WOODWARD, B	F/ex	FOOTE, B	F/Ex	68.4	3.0	2.0	3.0	2.0
2	CUSWORTH, A	COOPER, B	BASTABLE, S		WIGLEY, P		70.8	4.0	2.0	7.0	4.0
3	HOLDEN, S	BRIDGETT, A	YOUNG, B		GIBBONS, J		69.0	5.0	1.0	12.0	5.0
4	CUSWORTH, A	BARCLAY, G	PUSEY, G		COOPER, B		68.5	4.0	2.0	16.0	7.0
5	FOOTE, B	BRIDGETT, A	STEVENS, S		HOLDEN, S	Ret	68.9	2.0	4.0	18.0	11.0
6	WOODWARD, B	BROADBANK, M	BARCLAY, G		WIGLEY, P		67.7	5.0	1.0	23.0	12.0
7	CUSWORTH, A	YOUNG, B	GIBBONS, J		PUSEY, G	F/rem	68.6	3.0	3.0	26.0	15.0
8	WOODWARD, B	FOOTE, B	COOPER, B		BASTABLE, S		69.0	3.0	3.0	29.0	18.0
9	FOOTE, B	HOLDEN, S	BRIDGETT, A		BARCLAY, G	F/rem	70.0	3.0	3.0	32.0	21.0
10	WOODWARD, B	BROADBANK, M	YOUNG, B		GIBBONS, J		69.6	5.0	1.0	37.0	22.0
11	CUSWORTH, A	PUSEY, G	FOOTE, B		STEVENS, S		68.8	5.0	1.0	42.0	23.0
12	HOLDEN, S	BARCLAY, G	BROADBANK, M		YOUNG, B		69.9	4.0	2.0	46.0	25.0
13	PUSEY, G	FOOTE, B	BRIDGETT, A		BARCLAY, G		70.0	4.0	2.0	50.0	27.0

VENUE CLIFTONHILL STADIUM COMPETITION LEAGUE

COATBRIDGE 59.0 19.0 RYE HOUSE DATE: 11/10/1974

RESULT: HOME WIN AGREGATE SCORE

Rye House, the last team to visit Coatbridge this year, had no better luck than the half a dozen or so teams to ride this circuit before them. The Englishmen took a smack in the eye after drawing the first heat. They were hammered 5-1 in each of the nine following races. Never in the hunt, they had no answer to the all round team work of the supper confident Tigers. Just a pity that the fans, yet again, were subjected to another string of processions.

Jock Anderson Speedway Star

HOME TEAM

No.	RIDER	1:	2:	3:	4:	5:	6:	7:	8:	R	PTS	BP	T PTS	FM	PM
1	GIFFORD, Dave	2	2*	2*	2*					4	8.0	3.0	11.0	<input type="checkbox"/>	<input type="checkbox"/>
2	DAWSON, Grahame	1*	3	3	3					4	10.0	1.0	11.0	<input type="checkbox"/>	<input type="checkbox"/>
3	COLLINS, Brian	2*	2*	2	1					4	7.0	2.0	9.0	<input type="checkbox"/>	<input type="checkbox"/>
4	GALLACHER, Jim	3	3	3	3					4	12.0	0.0	12.0	<input checked="" type="checkbox"/>	<input type="checkbox"/>
5	ADLINGTON, Robin	2*	2*	2*	3					4	9.0	3.0	12.0	<input type="checkbox"/>	<input checked="" type="checkbox"/>
6	WILSON, John	3	3	3	2*					4	11.0	1.0	12.0	<input type="checkbox"/>	<input checked="" type="checkbox"/>
7	BERESFORD, Jim	2*	0							2	2.0	1.0	3.0	<input type="checkbox"/>	<input type="checkbox"/>

AWAY TEAM

No.	RIDER	1:	2:	3:	4:	5:	6:	7:	8:	R	PTS	BP	T PTS	FM	PM
1	FOOTE, Brian	0	1	1	3	2				5	7.0	0.0	7.0	<input type="checkbox"/>	<input type="checkbox"/>
2	CLARKE, Steve	R/R								0	0.0	0.0	0.0	<input type="checkbox"/>	<input type="checkbox"/>
3	BARCLAY, George	3	1	1	1	1				5	7.0	0.0	7.0	<input type="checkbox"/>	<input type="checkbox"/>
4	GIBBONS, John	0	0	1	0					4	1.0	0.0	1.0	<input type="checkbox"/>	<input type="checkbox"/>
5	YOUNG, Bob	1	1	0	0					4	2.0	0.0	2.0	<input type="checkbox"/>	<input type="checkbox"/>
6	WIGLEY, Pete	0	0	0						3	0.0	0.0	0.0	<input type="checkbox"/>	<input type="checkbox"/>
7	COOPER, Bob	1	0	0						3	1.0	0.0	1.0	<input type="checkbox"/>	<input type="checkbox"/>
8	STEVENS, Stan	0	1							2	1.0	0.0	1.0	<input type="checkbox"/>	<input type="checkbox"/>

Ht.	1st:	2nd	3rd	Unplaced	Time	H	A	H	A	Other:
1	BARCLAY, G	GIFFORD, D	DAWSON, G	FOOTE, B	71.0	3.0	3.0	3.0	3.0	
2	WILSON, J	BERESFORD, J	COOPER, B	WIGLEY, P	72.2	5.0	1.0	8.0	4.0	
3	GALLACHER, J	ADLINGTON, R	YOUNG, B	GIBBONS, J	70.6	5.0	1.0	13.0	5.0	
4	WILSON, J	COLLINS, B	BARCLAY, G	COOPER, B	71.8	5.0	1.0	18.0	6.0	
5	GALLACHER, J	ADLINGTON, R	FOOTE, B	STEVENS, S	70.0	5.0	1.0	23.0	7.0	
6	DAWSON, G	GIFFORD, D	BARCLAY, G	WIGLEY, P	71.4	5.0	1.0	28.0	8.0	
7	WILSON, J	COLLINS, B	YOUNG, B	GIBBONS, J	72.0	5.0	1.0	33.0	9.0	
8	DAWSON, G	WILSON, J	FOOTE, B	COOPER, B	71.8	5.0	1.0	38.0	10.0	
9	GALLACHER, J	ADLINGTON, R	BARCLAY, G	WIGLEY, P	71.6	5.0	1.0	43.0	11.0	
10	DAWSON, G	GIFFORD, D	GIBBONS, J	YOUNG, B	71.8	5.0	1.0	48.0	12.0	
11	FOOTE, B	COLLINS, B	STEVENS, S	BERESFORD, J	71.6	2.0	4.0	50.0	16.0	
12	GALLACHER, J	GIFFORD, D	BARCLAY, G	YOUNG, B	72.0	5.0	1.0	55.0	17.0	
13	ADLINGTON, R	FOOTE, B	COLLINS, B	GIBBONS, J	71.6	4.0	2.0	59.0	19.0	

VENUE RYE HOUSE STADIUM COMPETITION LEAGUE

RYE HOUSE 33.0 44.0 PETERBOROUGH DATE: 13/10/1974

RESULT: AWAY WIN AGREGATE SCORE

Some spectacular stuff from Brian Foote in the first-half of this double-header but it couldn't stop the Rockets slipping to defeat. Brian lost the lead in Heat 6, when he did a wheelie down the back straight and two races later he repeated the dose only this time he held on to his advantage. Heat 10 was a twice rerun affair after Stan Stevens had been excluded for tape braking. First Foote was excluded after an incident with Roy Carter and then Bob Cooper, in for Stevens was excluded after clipping Roy Carter's back wheel. Matthews and Carter were awarded 2.5 points each and there was no further rerun.

Brian Clark scored eight paid nine on the track spare after he had suffered magneto trouble in his first ride.

Brian Fenn Speedway Star

HOME TEAM

No.	RIDER	1:	2:	3:	4:	5:	6:	7:	8:	R	PTS	BP	T PTS	FM	PM
1	FOOTE, Brian	3	2	3	EX	2	2			6	12.0	0.0	12.0		
2	CLARKE, Steve	R/R								0	0.0	0.0	0.0		
3	BARCLAY, George	1	1	2	0	1*				5	5.0	1.0	6.0		
4	GIBBONS, John	1	1	0	1*					4	3.0	1.0	4.0		
5	YOUNG, Bob	3	0	2*	2	2				5	9.0	1.0	10.0		
6	COOPER, Bob	3	T	EX	EX					4	3.0	0.0	3.0		
7	WIGLEY, Pete	R	0							2	0.0	0.0	0.0		
8	STEVENS, Stan	1*	T							2	1.0	1.0	2.0		

AWAY TEAM

No.	RIDER	1:	2:	3:	4:	5:	6:	7:	8:	R	PTS	BP	T PTS	FM	PM
1	CLARK, Brian	R	2*	3	3					4	8.0	1.0	9.0		
2	CAKE, Mike	2	3	F	1					4	6.0	0.0	6.0		
3	LANHAM, Mike	2*	3	3	3					4	11.0	1.0	12.0		✓
4	CARTER, Roy	0	1	0						3	1.0	0.0	1.0		
5	MATTHEWS, Ken	2	3	2.5*	0					4	7.5	0.5	8.0		
6	THOMPSON, Peter (Aus)	1*	R							2	1.0	1.0	2.0		
7	OSBORNE, Steve	2	3	1	1	2.5*				5	9.5	0.5	10.0		

Ht.	1st:	2nd	3rd	Unplaced	Time	H	A	H	A	Other:		
1	FOOTE, B	CAKE, M	BARCLAY, G	CLARK, B	EF	66.6	4.0	2.0	4.0	2.0		
2	COOPER, B	OSBORNE, S	THOMPSON, P	WIGLEY, P	EF	67.2	3.0	3.0	7.0	5.0		
3	YOUNG, B	MATTHEWS, K	GIBBONS, J	CARTER, R		68.0	4.0	2.0	11.0	7.0		
4	OSBORNE, S	LANHAM, M	BARCLAY, G	WIGLEY, P		66.0	1.0	5.0	12.0	12.0	COOPER, B	T
5	CAKE, M	CLARK, B	GIBBONS, J	YOUNG, B		67.4	1.0	5.0	13.0	17.0		
6	LANHAM, M	FOOTE, B	STEVENS, S	THOMPSON, P	EF	65.6	3.0	3.0	16.0	20.0		
7	MATTHEWS, K	BARCLAY, G	CARTER, R	COOPER, B	F/Exc	67.6	2.0	4.0	18.0	24.0		
8	FOOTE, B	YOUNG, B	OSBORNE, S	CAKE, M	F	67.6	5.0	1.0	23.0	25.0		
9	LANHAM, M	YOUNG, B	OSBORNE, S	GIBBONS, J		66.8	2.0	4.0	25.0	29.0		
10	MATTHEWS, K	DH OSBORNE, S	DH FOOTE, B	F/Exc COOPER, B	F/Exc		0.0	5.0	25.0	34.0	STEVENS, S	T
11	CLARK, B	FOOTE, B	CAKE, M	BARCLAY, G		66.4	2.0	4.0	27.0	38.0		
12	LANHAM, M	FOOTE, B	GIBBONS, J	MATTHEWS, K		67.0	3.0	3.0	30.0	41.0		
13	CLARK, B	YOUNG, B	BARCLAY, G	CARTER, R		67.0	3.0	3.0	33.0	44.0		

VENUE RYE HOUSE STADIUM COMPETITION LEAGUE

RYE HOUSE 37.0 41.0 TEESSIDE DATE: 13/10/1974

RESULT: AWAY WIN AGREGATE SCORE

Rye House led by six points after eight heats of the second match of the afternoon but Teesside hit back with three 5-1's in the last five races to take the points.

There was a real ding-dong race in Heat 1 between Foote and Bruce Forrester with Foote just getting the verdict. But tiredness eventually began to tell on the home side after their long trip to Coatbridge on Friday and a double header this afternoon.

Brian Fenn Speedway Star

HOME TEAM

No.	RIDER	1:	2:	3:	4:	5:	6:	7:	8:	R	PTS	BP	T PTS	FM	PM
1	FOOTE, Brian	3	3	3	1	1				5	11.0	0.0	11.0		
2	CLARKE, Steve	R/R								0	0.0	0.0	0.0		
3	BARCLAY, George	2	1*	2	0					4	5.0	1.0	6.0		
4	GIBBONS, John	3	0	1	3					4	7.0	0.0	7.0		
5	YOUNG, Bob	0	2*	2	0	1				5	5.0	1.0	6.0		
6	COOPER, Bob	0	1*	2						3	3.0	1.0	4.0		
7	WIGLEY, Pete	3	1	1*						3	5.0	1.0	6.0		
8	STEVENS, Stan	1	0							2	1.0	0.0	1.0		

AWAY TEAM

No.	RIDER	1:	2:	3:	4:	5:	6:	7:	8:	R	PTS	BP	T PTS	FM	PM
1	FORRESTER, Bruce	2	3	3	0	3				5	11.0	0.0	11.0		
2	HODGSON, Russ	1*	1	2	3					4	7.0	1.0	8.0		
3	DURHAM, Dave	3	2	2*	0					4	7.0	1.0	8.0		
4	EMERSON, Alan	0	F	2*	2*					4	4.0	2.0	6.0		
5	READING, Pete	1	3	3	2					4	9.0	0.0	9.0		
6	PESTELL, Colin	2	F							2	2.0	0.0	2.0		
7	HITCH, Martin	1*	F	F						3	1.0	1.0	2.0		

Ht.	1st:	2nd	3rd	Unplaced	Time	H	A	H	A	Other:
1	FOOTE, B	FORRESTER, B	HODGSON, R	YOUNG, B	67.0	3.0	3.0	3.0	3.0	
2	WIGLEY, P	PESTELL, C	HITCH, M	COOPER, B	68.6	3.0	3.0	6.0	6.0	
3	GIBBONS, J	YOUNG, B	READING, P	EMERSON, A	68.0	5.0	1.0	11.0	7.0	
4	DURHAM, D	BARCLAY, G	COOPER, B	HITCH, M	68.0	3.0	3.0	14.0	10.0	
5	FORRESTER, B	YOUNG, B	HODGSON, R	GIBBONS, J	67.2	2.0	4.0	16.0	14.0	
6	FOOTE, B	DURHAM, D	STEVENS, S	PESTELL, C	68.0	4.0	2.0	20.0	16.0	
7	READING, P	COOPER, B	BARCLAY, G	EMERSON, A	69.0	3.0	3.0	23.0	19.0	
8	FOOTE, B	HODGSON, R	WIGLEY, P	HITCH, M	68.8	4.0	2.0	27.0	21.0	
9	FORRESTER, B	DURHAM, D	GIBBONS, J	YOUNG, B	67.4	1.0	5.0	28.0	26.0	
10	READING, P	EMERSON, A	FOOTE, B	STEVENS, S	68.2	1.0	5.0	29.0	31.0	
11	HODGSON, R	BARCLAY, G	WIGLEY, P	FORRESTER, B	68.0	3.0	3.0	32.0	34.0	
12	GIBBONS, J	READING, P	FOOTE, B	DURHAM, D	68.4	4.0	2.0	36.0	36.0	
13	FORRESTER, B	EMERSON, A	YOUNG, B	BARCLAY, G	67.6	1.0	5.0	37.0	41.0	

VENUE	RYE HOUSE STADIUM	COMPETITION	CHALLENGE
--------------	-------------------	--------------------	-----------

RYE HOUSE	40.0	38.0	HUBBARD'S HURRICANS	DATE:	20/10/1974
------------------	------	------	----------------------------	--------------	------------

RESULT:	HOME WIN	AGREGATE SCORE
----------------	----------	-----------------------

A fine challenge match rang down the curtain on Rye House's first season of British League speedway with a win for the Rockets by a narrow two-point margin.

After three races the local side led by 10 points and with the score 20-10 after five heats they seemed set fair for a comfortable victory. The Hurricanes, team manager Ernie Hancock brought in skipper Ted Hubbard to partner Trevor Jones for a 5-1 to reduce the gap. Another 5-1 from Hubbard and Les Ott narrowed the leeway to just four points in Heat 11 and the visitors went into the last heat needing a 5-1 to draw the match. Hubbard and Steve Lomas notched a 4-2, so Rockets scraped in by two points. But this was a fine display by both sides.

Ray Harris Speedway Star

HOME TEAM

No.	RIDER	1:	2:	3:	4:	5:	6:	7:	8:	R	PTS	BP	T PTS	FM	PM
1	FOOTE, Brian	3	1	3	2					4	9.0	0.0	9.0	<input type="checkbox"/>	<input type="checkbox"/>
2	STEVENS, Stan	1	0	1*	EX					4	2.0	1.0	3.0	<input type="checkbox"/>	<input type="checkbox"/>
3	BARCLAY, George	3	3	0	2					4	8.0	0.0	8.0	<input type="checkbox"/>	<input type="checkbox"/>
4	GIBBONS, John	2*	3	3	1*					4	9.0	2.0	11.0	<input type="checkbox"/>	<input type="checkbox"/>
5	YOUNG, Bob	3	0	1	0					4	4.0	0.0	4.0	<input type="checkbox"/>	<input type="checkbox"/>
6	WIGLEY, Pete	3	0	0						3	3.0	0.0	3.0	<input type="checkbox"/>	<input type="checkbox"/>
7	COOPER, Bob	2*	2	1						3	5.0	1.0	6.0	<input type="checkbox"/>	<input type="checkbox"/>

AWAY TEAM

No.	RIDER	1:	2:	3:	4:	5:	6:	7:	8:	R	PTS	BP	T PTS	FM	PM
1	HUBBARD, Ted	0	2	3	3	3				5	11.0	0.0	11.0	<input type="checkbox"/>	<input type="checkbox"/>
2	OTT, Les	2	1*	3	2*					4	8.0	2.0	10.0	<input type="checkbox"/>	<input type="checkbox"/>
3	JONES, Trevor	2	2*	2	1*	3				5	10.0	2.0	12.0	<input type="checkbox"/>	<input type="checkbox"/>
4	LOMAS, Steve	1	2	2	1					4	6.0	0.0	6.0	<input type="checkbox"/>	<input type="checkbox"/>
5	CLIFTON, Graham	0	1*	0						3	1.0	1.0	2.0	<input type="checkbox"/>	<input type="checkbox"/>
6	FIALA, Karl	0	R							2	0.0	0.0	0.0	<input type="checkbox"/>	<input type="checkbox"/>
7	BARCLAY, Terry	1	1*	EX						3	2.0	1.0	3.0	<input type="checkbox"/>	<input type="checkbox"/>

Ht.	1st:	2nd	3rd	Unplaced	Time	H	A	H	A	Other:
1	FOOTE, B	OTT, L	STEVENS, S	HUBBARD, T	67.2	4.0	2.0	4.0	2.0	
2	WIGLEY, P	COOPER, B	BARCLAY, T	FIALA, K	67.4	5.0	1.0	9.0	3.0	
3	YOUNG, B	GIBBONS, J	LOMAS, S	CLIFTON, G	69.0	5.0	1.0	14.0	4.0	
4	BARCLAY, G	JONES, T	BARCLAY, T	WIGLEY, P	67.8	3.0	3.0	17.0	7.0	
5	GIBBONS, J	HUBBARD, T	OTT, L	YOUNG, B	67.8	3.0	3.0	20.0	10.0	
6	HUBBARD, T	JONES, T	FOOTE, B	STEVENS, S	66.8	1.0	5.0	21.0	15.0	
7	BARCLAY, G	LOMAS, S	CLIFTON, G	WIGLEY, P	68.0	3.0	3.0	24.0	18.0	
8	OTT, L	COOPER, B	STEVENS, S	BARCLAY, T	68.4	3.0	3.0	27.0	21.0	F/Exc
9	GIBBONS, J	JONES, T	YOUNG, B	FIALA, K	67.6	4.0	2.0	31.0	23.0	Ret
10	FOOTE, B	LOMAS, S	JONES, T	STEVENS, S	66.6	3.0	3.0	34.0	26.0	F/Exc
11	HUBBARD, T	OTT, L	COOPER, B	BARCLAY, G	67.2	1.0	5.0	35.0	31.0	
12	JONES, T	FOOTE, B	GIBBONS, J	CLIFTON, G	67.6	3.0	3.0	38.0	34.0	
13	HUBBARD, T	BARCLAY, G	LOMAS, S	YOUNG, B	68.0	2.0	4.0	40.0	38.0	

VENUE	THORNTON ROAD	COMPETITION	LEAGUE
--------------	---------------	--------------------	--------

ELLESMERE PORT	56.0	22.0	RYE HOUSE	DATE:	22/10/1974
-----------------------	-------------	-------------	------------------	--------------	------------

RESULT:	HOME WIN	AGREGATE SCORE
----------------	----------	-----------------------

Rye House were successful in finding a cold but dry night at Thornton Road for a change and after two earlier visits finally managed to settle their League fixture with the Gunners.
This was one of those matches when the final score gives a completely wrong impression of the meeting. In fact, it was full of exciting races and in three heats only a tyre's width seperated the riders at the finish.

Frank Maclean Speedway Star

HOME TEAM

No.	RIDER	1:	2:	3:	4:	5:	6:	7:	8:	R	PTS	BP	T PTS	FM	PM
1	DRURY, Graham	3	1	2*	2*					4	8.0	2.0	10.0	<input type="checkbox"/>	<input type="checkbox"/>
2	HUGHES, Wayne	2*	3	2*	3					4	10.0	2.0	12.0	<input type="checkbox"/>	<input checked="" type="checkbox"/>
3	MEREDITH, Duncan	3	3	3	3					4	12.0	0.0	12.0	<input checked="" type="checkbox"/>	<input type="checkbox"/>
4	TAYLOR, Steve	3	3	3	3					4	12.0	0.0	12.0	<input checked="" type="checkbox"/>	<input type="checkbox"/>
5	WASLEY, Nigel	1	1	2*	2*					4	6.0	2.0	8.0	<input type="checkbox"/>	<input type="checkbox"/>
6	CASEY, Steve	1*	1	0						3	2.0	1.0	3.0	<input type="checkbox"/>	<input type="checkbox"/>
7	ALLOTT, Nicky	2	3	1						3	6.0	0.0	6.0	<input type="checkbox"/>	<input type="checkbox"/>

AWAY TEAM

No.	RIDER	1:	2:	3:	4:	5:	6:	7:	8:	R	PTS	BP	T PTS	FM	PM
1	FOOTE, Brian	1	2	2	2	1				5	8.0	0.0	8.0	<input type="checkbox"/>	<input type="checkbox"/>
2	STEVENS, Stan	0	0	1	0					4	1.0	0.0	1.0	<input type="checkbox"/>	<input type="checkbox"/>
3	CLARKE, Steve	R/R								0	0.0	0.0	0.0	<input type="checkbox"/>	<input type="checkbox"/>
4	GIBBONS, John	0	2	0	1	0				5	3.0	0.0	3.0	<input type="checkbox"/>	<input type="checkbox"/>
5	YOUNG, Bob	2	1*	0	1	0				5	4.0	1.0	5.0	<input type="checkbox"/>	<input type="checkbox"/>
6	COOPER, Bob	3	2	0	1					4	6.0	0.0	6.0	<input type="checkbox"/>	<input type="checkbox"/>
7	WIGLEY, Pete	0	0	0						3	0.0	0.0	0.0	<input type="checkbox"/>	<input type="checkbox"/>

Ht.	1st:	2nd	3rd	Unplaced	Time	H	A	H	A	Other:
1	DRURY, G	HUGHES, W	FOOTE, B	STEVENS, S	78.2	5.0	1.0	5.0	1.0	
2	COOPER, B	ALLOTT, N	CASEY, S	WIGLEY, P	81.4	3.0	3.0	8.0	4.0	
3	TAYLOR, S	YOUNG, B	WASLEY, N	GIBBONS, J	79.0	4.0	2.0	12.0	6.0	
4	MEREDITH, D	COOPER, B	CASEY, S	WIGLEY, P	78.8	4.0	2.0	16.0	8.0	
5	TAYLOR, S	FOOTE, B	WASLEY, N	STEVENS, S	77.8	4.0	2.0	20.0	10.0	
6	HUGHES, W	FOOTE, B	DRURY, G	COOPER, B	78.6	4.0	2.0	24.0	12.0	
7	MEREDITH, D	GIBBONS, J	YOUNG, B	CASEY, S	79.2	3.0	3.0	27.0	15.0	
8	ALLOTT, N	HUGHES, W	STEVENS, S	WIGLEY, P	79.6	5.0	1.0	32.0	16.0	
9	TAYLOR, S	WASLEY, N	COOPER, B	YOUNG, B	78.2	5.0	1.0	37.0	17.0	
10	HUGHES, W	DRURY, G	YOUNG, B	GIBBONS, J	79.4	5.0	1.0	42.0	18.0	
11	MEREDITH, D	FOOTE, B	ALLOTT, N	STEVENS, S	79.0	4.0	2.0	46.0	20.0	
12	TAYLOR, S	DRURY, G	GIBBONS, J	YOUNG, B	80.0	5.0	1.0	51.0	21.0	
13	MEREDITH, D	WASLEY, N	FOOTE, B	GIBBONS, J	79.2	5.0	1.0	56.0	22.0	

VENUE NEW HAMMOND RD COMPETITION LEAGUE

BOSTON 50.0 28.0 RYE HOUSE DATE: 30/10/1974

RESULT: HOME WIN AGREGATE SCORE

Boston rounded off another highly successful season with a convincing victory that lifted them to third position in the Division II League table. In conditions that were far from ideal the Rockets never looked capable of extending the home side on the rain-soaked track. Making his final appearance in Boston colours before stepping up into Division I with parent club Sheffield, home skipper Carl Glover completed a brilliant maximum to push his season's points total to a remarkable 404, the highest ever recorded in Division II racing. Glover will be sadly missed in the Boston ranks but home fans were delighted with the announcement that Dave Gagen will remain at Boston for a further season.

Brian Fenn Speedway Star

HOME TEAM

No.	RIDER	1:	2:	3:	4:	5:	6:	7:	8:	R	PTS	BP	T PTS	FM	PM
1	GLOVER, Carl	3	3	3	3					4	12.0	0.0	12.0	<input checked="" type="checkbox"/>	<input type="checkbox"/>
2	GLOVER, Les	F	1	2*	1					4	4.0	1.0	5.0	<input type="checkbox"/>	<input type="checkbox"/>
3	GAGEN, David	3	2*	1*	3					4	9.0	2.0	11.0	<input type="checkbox"/>	<input type="checkbox"/>
4	PIDDOCK, Dave	2*	0	0	1					4	3.0	1.0	4.0	<input type="checkbox"/>	<input type="checkbox"/>
5	HOLLINGWORTH, Rob	3	3	2	2*					4	10.0	1.0	11.0	<input type="checkbox"/>	<input type="checkbox"/>
6	BURTON, Billy	3	1	3						3	7.0	0.0	7.0	<input type="checkbox"/>	<input type="checkbox"/>
7	MOUNCER, Rob	0	3	2						3	5.0	0.0	5.0	<input type="checkbox"/>	<input type="checkbox"/>

AWAY TEAM

No.	RIDER	1:	2:	3:	4:	5:	6:	7:	8:	R	PTS	BP	T PTS	FM	PM
1	FOOTE, Brian	2	2	3	3	1				5	11.0	0.0	11.0	<input type="checkbox"/>	<input type="checkbox"/>
2	STEVENS, Stan	1*	1*	1	0					4	3.0	2.0	5.0	<input type="checkbox"/>	<input type="checkbox"/>
3	BARCLAY, George	2	2	1	2					4	7.0	0.0	7.0	<input type="checkbox"/>	<input type="checkbox"/>
4	GIBBONS, John	0	1	2	0					4	3.0	0.0	3.0	<input type="checkbox"/>	<input type="checkbox"/>
5	YOUNG, Bob	1	0	0	0					4	1.0	0.0	1.0	<input type="checkbox"/>	<input type="checkbox"/>
6	WIGLEY, Pete	2	R							2	2.0	0.0	2.0	<input type="checkbox"/>	<input type="checkbox"/>
7	COOPER, Bob	1*	0	0						3	1.0	1.0	2.0	<input type="checkbox"/>	<input type="checkbox"/>

Ht.	1st:	2nd	3rd	Unplaced	Time	H	A	H	A	Other:
1	GLOVER, C	FOOTE, B	STEVENS, S	GLOVER, L	F	67.2	3.0	3.0	3.0	3.0
2	BURTON, B	WIGLEY, P	COOPER, B	MOUNCER, R		70.4	3.0	3.0	6.0	6.0
3	HOLLINGWORTH, R	PIDDOCK, D	YOUNG, B	GIBBONS, J		68.8	5.0	1.0	11.0	7.0
4	GAGEN, D	BARCLAY, G	BURTON, B	COOPER, B		68.8	4.0	2.0	15.0	9.0
5	HOLLINGWORTH, R	FOOTE, B	STEVENS, S	PIDDOCK, D		69.0	3.0	3.0	18.0	12.0
6	GLOVER, C	BARCLAY, G	GLOVER, L	WIGLEY, P	EF	68.6	4.0	2.0	22.0	14.0
7	BURTON, B	GAGEN, D	GIBBONS, J	YOUNG, B		68.8	5.0	1.0	27.0	15.0
8	MOUNCER, R	GLOVER, L	STEVENS, S	COOPER, B		70.0	5.0	1.0	32.0	16.0
9	FOOTE, B	HOLLINGWORTH, R	BARCLAY, G	PIDDOCK, D		68.8	2.0	4.0	34.0	20.0
10	GLOVER, C	GIBBONS, J	GLOVER, L	YOUNG, B		69.0	4.0	2.0	38.0	22.0
11	FOOTE, B	MOUNCER, R	GAGEN, D	STEVENS, S		69.6	3.0	3.0	41.0	25.0
12	GLOVER, C	BARCLAY, G	PIDDOCK, D	YOUNG, B		70.2	4.0	2.0	45.0	27.0
13	GAGEN, D	HOLLINGWORTH, R	FOOTE, B	GIBBONS, J		70.8	5.0	1.0	50.0	28.0

LEAGUE TABLE

YEAR	1974	BRITISH LEAGUE					DIV	2								
TEAM	M	W/H	D/H	L/H	P F/H	P A/H	W/AD/A	L/A	P F/A	P A/A	Pts F	Pts A	T P			
1 BIRMINGHAM	35	17	1	0	917	485	9	2	6	711	611	1628	1096	55		
2 EASTBOURNE	36	17	0	1	927.5	474.5	7	3	8	709	692	1636.5	1167	51		
3 BOSTON	36	18	0	0	841	560	5	2	11	668	734	1509	1294	48		
4 WORKINGTON	36	17	1	0	856	546	5	2	11	626	778	1482	1324	47		
5 CREWE	36	17	0	1	919.5	482.5	5	0	13	616	784	1535.5	1267	44		
6 TEESSIDE	36	15	1	2	834	568	4	0	14	614	788	1448	1356	43		
7 BRADFORD	36	17	0	1	787	614	2	1	15	552	849	1339	1463	39		
8 PETERBOROUGH	36	14	0	2	740	507	4	1	13	579	822	1319	1329	37		
9 COATBRIDGE	36	17	0	1	879	521	1	0	17	559	814	1438	1335	36		
10 CANTERBURY	36	14	0	4	796	578	4	0	14	606	794	1402	1372	36		
11 BERWICK	36	14	1	3	762	640	2	0	16	522	879	1284	1519	33		
12 BARROW	36	12	2	4	810	589	3	0	15	592	808	1402	1397	32		
13 STOKE	36	15	0	3	815	588	1	0	17	574	830	1389	1418	32		
14 ELLESMERE PORT	35	13	2	3	784	616	1	1	15	547	778	1331	1394	31		
15 LONG EATON	36	14	2	2	772	630	0	0	18	530	872	1302	1502	30		
16 RYE HOUSE	36	12	0	6	745	651	1	0	17	484	915	1229	1566	26		
17 SCUNTHORPE	36	9	2	7	760	640	1	0	17	573	827	1333	1467	22		
18 SUNDERLAND	36	10	0	8	755	647	1	0	17	476	923	1231	1570	22		
19 WEYMOUTH	36	10	0	8	711.5	687.5	0	0	18	486	914	1197.5	1602	20		